

BOARD OF YAKIMA COUNTY COMMISSIONERS

Weekly Agenda Meeting

Tuesday, November 20, 2018 at 10:00 AM

City Council Chambers, 129 North 2nd Street, Yakima, Washington

- **PRESENT:** Chairman Ron Anderson, Michael D. Leita, J. Rand Elliott, Legal Counsel Don Anderson, Clerk of the Board Rachel Michael.
- **PRESENTATION:** Yakima Valley Trends Website Update; *Jonathan Smith & Larry Matson Presenting:*
Jonathan Smith – So, I apologize that Patrick Jones wasn't able to make it back out. He was originally scheduled to do this last Tuesday, so I'll do my best to fill in for him. All familiar with the Yakima Valley Trends website, seen it before? He was just going to come around and give an update, talk about the trends that are tracked, the importance. The goal of the Yakima Valley Community Foundation, the Yakima Valley Conference of Governments, Larry, myself, Yakima County Development Association had when we met 2017 was to provide a source that everyone could go to, whether it's County officials, City officials, businesses, etc., everyone was looking at the same set of facts, information on demographics, economy, health, etc., and use this to make decisions. So, just going to run through a couple of quick indicators since I have a slight bias towards them, we're going to look at some economic ones. A good source of economic stability or economic growth comes from taxable retail sales. You can see how the spending is going, those kinds of things. Obviously, you expect to see dips during recessions and high times, so all-time high of retail sales in Yakima County. Hopefully, this encourages folks to dig into this a little bit more as we go around and meet with municipalities and we share with them what their tax collection is compared to the County as a whole. So, for example, we were there last night, and they have \$88,000 in retail sales per person in their city, whereas the County as a whole has about \$15,000. So, you can see, and obviously we know that Union Gap has a lot of retail there, however for every dollar that is spent in the County, roughly 50 cents of it gets spent in the City of Yakima and you can click on the little button here and look at just the City of Yakima. It should update the chart and you can see that roughly two million of that almost 4 million came from Yakima. So, some other indicators that I wanted to jump into really quick. A housing one, that also talks a little bit about the growth of the economy and that market and construction. Look at new residential permits, this is just residential housing, you can see there's a huge peak in 2007 here and has since died off, but there's actually been as I communicated with the folks at the City of Yakima and other municipalities, homes being built, it's just that they were permitted in 2007. You don't have to go back and re-permit them, so a lot of that big spike has been built out since then, which is why you don't see such high numbers coming up so, again, we hope folks will use this to make decisions. A lot of the interest in this has been in the foundation. We also work with the United Way a little bit because the information that's presented here hopefully presents a snapshot of the community and we can identify areas we're like this trend is going this way, but it should be going down. That would be the preferred. So, what can we do as a community to impact that? So, I'm going to pull up, just real quick, one of those indicators, which is the population and poverty. You can see the green and black line. Green is Washington State, black is the United States and the red line is Yakima County. So, that's the percent of population in poverty as a rate. Then the bars are the actual numbers, so you can see that it's been trending down, so that's trending down. So, that's great. The gap between us and the State and the Nation is narrowing, so it's moving in the right direction. We can also look and compare what's the City of Yakima look like compared to the County as a whole, so now blue line is the City of Yakima and it pretty much mirrors the County. Then we've got stats for Upper Valley and Upper Valley is Tieton, Naches, Selah and so you can see that they're a little bit lower. Mid-Valley, oddly enough actually includes Union Gap because it's too small to have its own data set, so we have to include it with the Mid-Valley. It's a little bit higher than the County as a whole and if you go to the Lower Valley, again the same, so it provides a good snap shot and overview and can still see where work needs to be done. I'm going to turn it over to Larry for a few minutes to talk about the strategic big picture ideas behind having this site. It's wonderful to have information and just be able to point to it. I know it helps folks fill out S.I.E.D. applications, other grant applications for government also for non-profits, etc. He's going to talk a little bit about the what's the strategy behind having the site and what we hope it turns into.

Larry Matson – Good morning Commissioners. As John mentioned, there are trends and indicators on the website that we want to increase, gross GDP, graduation rates and things like that. There are also trends we'd like to see go down as well. The reason we mention that is we not only want to have a tool that tracks for lack of a better term, the negative trends, but also the positive trends. That's what this indicator website does. It looks at agriculture, cultural recreation, tourism, homelessness, poverty, education, both the good and the bad in the Valley. We want it to be a hub

for non-profit business, government for everyone to use. I know that you're familiar with YCLife which is a similar data set that I believe was with the County a few years ago, migrated to United Way probably five or eight years ago. The United Way still does their best to support and maintain that data set. The key difference is the YCLife data set is you can get really granular, you can grill into Mabton, Granger and see a little more closely than you can through the Trends website. The Trends website, we've divided the County into four areas. The Yakima Metro area, Upper Valley, Lower Valley and the County as a whole. The key attribute here that John shared earlier is the trends that we can track over time, which is currently not on the YCLife data set. So, all of that to say that we are working with Neiri Carrasco, the Executive Director of United Way, Sharing Miracle, the community foundation, John and I, the four of us are collaborating to see if we can marry those two data products, for lack of a better term. The last thing I'll mention, I'm a government nerd, so this one of the books on my nightstand, *Moneyball for Government*, and given COG's rule, working with the local cities and the County throughout the Valley, how can we use data to make more informed decisions. The main thesis of this book is that for Federal spending the authors have found that \$1 out of every \$100 the Federal Government spends is backed the most basic evidence. So, that like a 1 percent rate of evidence-based or data-based spending. And in this era, we can't rely on intuition or instinct anymore, or the notion of well that's what we funded in the past. And, so, that's my hope, the Conference of Governments that we can take this data and enhance it, make it useful to local governments up and down the Valley as a decision making tool to help make more informed decisions. Not that they're not informed already, but we can do better. That's all I had.

Ron Anderson – I had a couple of questions. How long has the webpage been up?

Jonathan Smith – So, just a year. It went active November of last year.

Ron Anderson – My second question is, has municipalities, cities, County, do they have the ability to link into this, or be a link on this so people can, when they are looking at this, they can go specifically to a city or to our County webpage?

Jonathan Smith – There is, yes, so for every single indicator, whether its people, AG. So, for AG you can link to the Hop Growers, the Beef Commission, farmers markets, culture and tourism, you link to them. Those should be in there where they're appropriate. If you see one that's missing, let us know and we just add it right in.

Ron Anderson – So, if somebody's looking, a business for instance is surveying this area, they can drill down into those specific areas then and look more closely at numbers and what's going on in the County.

Jonathan Smith – So, we did pull some information from here and we sent packets and then interestingly we did a presentation when Patrick was here to the Chamber of Commerce. They actually did a lunch last November where we kicked off the website and it went live. So, giving them an update and Bob Gerst is now the president of the Chamber Board this, when they're hiring a professional, he directs them to this website and says everything is there, what's good about Yakima, what's bad about Yakima, everything. It's all up there, he encourages them to look at the tourism and some of those things. It's an unbiased, real, hard look for people, it's better than Google. If you just Google Yakima, you'll get whatever's popular about Yakima. And, popular isn't always right. So, it's been a good resource for them to in terms of attracting talent.

Larry Matson – The other thing is, all of the indicators, 150, how many do we have John?

Jonathan Smith – A hundred something, but since their broken up, there's a lot.

Larry Matson – A hundred plus. All of the data behind each one of those graphs that John showed you is downloadable in an Excel spreadsheet or other formats. It's super transparent.

Mike Leita – So, I know you've just shown us a glimpse of this site, and there's a lot of statistical information that goes into this site, good and bad as you've said, and is accessible worldwide, so I'm wondering do you have narratives with the statistical information? I mean, I'm assuming you do, I just didn't see it. I mean statistics can be positive or they can be negative depending on how they're interpreted.

Jonathan Smith – One I like to show under people, which is the migration, residual map migration. You can see all the bars that are above the zero is when more people moved into the County than moved out. And, the bars below are when more people moved out of the County.

Mike Leita – So, is there a narrative explaining why those bars are moving the way they are?

Jonathan Smith – So, the narrative doesn't explain why. It explains why the indicator itself is important. The indicator itself can tell. It's up to us as a community, so this is what Patrick would have said if he were here, Eastern Washington University's job isn't to tell us why certain things are happening in our community because us who are here are the ones who should know about that. But, in there this, they have every single indicator has a why is this important. So, in other words, why is this is a trend that's even worth having up on the website. So, this explanation explains how its calculated and it also says that this trend of migration is important because it helps business planners, developers, local leaders determine those kinds of things.

Mike Leita – It explains the importance of the information, but it doesn't necessarily explain why it's showing what it's showing.

Jonathan Smith – Yeah, not for a particular County. We had a meeting last week with United Way, Yakima Valley Foundation and the discussion we're trying to get going now is to pull a group together and Larry's already pulled a small group together to look at this information to find something that's worth tackling instead trying to take on 150 indicators and change the direction on all of them. Is there two or three that we really want to take a deep dive into and say why is this going this way and really identify and understand that reason and what are things we can do to turn it into the way we want to go.

Mike Leita – So, is this, the purpose of this for community leader use or is it for just people looking to come to Yakima.

Jonathan Smith – Both. So, it's a resource because its information that anybody can access, anybody can use and our hope is that as we get ourselves coordinated and work with the foundation and the others in the area and with governments is to identify a few indicators, issues that we all know exist anyways, but now we can actually chart and see if the impacts or the actions that we're taking to address those are moving the dial in some way.

Ron Anderson – So, you guys are doing presentations like this and you said you did one last night in Union Gap, how else are you getting the word out and marketing this website?

Jonathan Smith – So every now and then we kick something out in our newsletter and the Foundation does as well. Patrick has offered to write editorials and those things for local papers. So, if they take us up on that, it comes out in that way as well.

Mike Leita – I would think it is critically important, I mean it's great that you are here sharing with us today and to the broader community that may be watching YPAC. I think it's important that you work with the various elected officials to make them aware of the reality of the environment that we are working in versus perception. It's very easy for elected officials, I think to get in their cocoon and become isolated. I see that over and over again where we get comfortable with the way we're doing things, so I would encourage you to have an ongoing effort elected officials to let them see reality and not perception.

Larry Matson – And, that's definitely in COG's wheelhouse, Commissioner. We've put notices in the Conference of Government's newsletters, but I think we'll have another session at one the general membership meetings coming up where we can really dive in and showcase.

Mike Leita – YVCOG's an excellent source to communicate that.

Ron Anderson – Are you then, all of the other sites you showed us here, are you linking with them and are you like encouraging us to link with our webpage, from the County webpage?

Jonathan Smith – For sure, if you want to put a link to this. We have a link to it from our side. I think the Chamber has one from theirs, the Community Foundation, COG.

Ron Anderson – Because as we know the more links you put out there, you stay on the front page and at the top of the page.

Mike Leita – Our clerk will be in touch.

Jonathan Smith – For example, if you look at the crime statistic, it's trending down, but if you were to Google Yakima crime you would think that it had increased in the past five years.

Mike Leita – I think that falls under all this great technology is great and we get all this information there, but I think this community for whatever reason, is sometimes its worst enemy. I found this to be a great place to live. That is why I've come back and still live here and very appreciative my family still lives here. Yakima is a great place. We seem to be stigmatized and we tend to as a community I guess, to accept the fact that we're not as good as we should be, and that's just simply a bunch of bunk. I for the life of me don't understand why our community is so hard on itself. But anyway, I appreciate your efforts and this website, and I just hope our community embraces what a great place we have to live in. Thank you.

Ron Anderson – Thank you much. We'll move on to public comment.

- **PUBLIC COMMENT:** None.
- **CONSENT ITEMS:** Approved as presented.

FUNDING LEVEL: A=No Impact B=Under \$100,000 C=\$100,000- \$500,000 D=Over \$500,000				
DEPARTMENT	ITEM	DESCRIPTION	FUNDING LEVEL	ACTION
Public Services Harold MacLean, Building Official	Reso 358-2018	Accepting as Complete, Contract No. 324-2017 with Ignacio & Juana Hernandez; Project No. 16-001:	A	APPROVED
Harold MacLean, Building Official	Reso 359-2018	Accepting as Complete, Contract No. 325-2017 for the HOME Rehabilitation Program for Linda Murphy; Project No. 16-003:	A	APPROVED
Matt Pietrusiewicz, County Engineer	Reso 360-2018	Authorizing Advertisement for Bids for the Purchase of Snow and Ice Control Products for Public Services:	A	APPROVED
David Haws, Environmental Services Director	Reso 361-2018	Adoption of 2018 Upper Yakima Comprehensive Flood Hazard Management Plan – Cowiche Addendum:	A	APPROVED
Matt Pietrusiewicz, County Engineer	Reso 369-2018	Setting Public Hearing Date to Consider Amending Ordinance 8-2017 Establishing Stop and Yield Signs for all Vehicles Traveling Upon Roads Outside of Incorporated Cities and Towns within Yakima County, Washington, and Providing Penalties; <i>Tuesday December 11, 2018 @ 10:30 a.m.:</i>	A	APPROVED
Matt Pietrusiewicz, County Engineer	Reso 370-2018	Setting Public Hearing Date to Consider Changing Ordinance 9-2017 Establishing the Maximum Speed for all Vehicles Traveling Upon Roads Outside of Incorporated Cities and Towns within Yakima County, Washington, and Providing Penalties; <i>Tuesday December 11, 2018 @ 10:30 a.m.:</i>	A	APPROVED
Matt Pietrusiewicz, County Engineer	Reso 371-2018	Setting a Public Hearing to Amend the 2019 to 2024 Six-Year Transportation Improvement Program; <i>Tuesday December 11, 2018 @ 10:30 a.m.:</i>	A	APPROVED
Matt Pietrusiewicz, County Engineer	Reso 372-2018	Rejecting the Bids for the Yakima County Rumblestrip Reinstallation Project No. RC 3677:	A	APPROVED

FUNDING LEVEL: A=No Impact B=Under \$100,000 C=\$100,000- \$500,000 D=Over \$500,000


DEPARTMENT	ITEM	DESCRIPTION	FUNDING LEVEL	ACTION
David Haws, Environmental Services Director	Agreement BOCC277-2018	Agreement with Wildlands, Inc. for the Y9 and G2G Riparian Planting Project No. FC 3681:	C	APPROVED
David Haws, Environmental Services Director	Agreement BOCC278-2018	Agreement between the State of Washington Department of Transportation and Yakima County to Develop a New Easement for Continued Flood Hazard Management:	A	APPROVED
David Haws, Environmental Services Director	Agreement BOCC282-2018	2019 MOU and Agreement between Yakima County Health District and Yakima County Public Services Solid Waste Division:	B	APPROVED
David Haws, Environmental Services Director	Agreement BOCC283-2018	Agreement with DW Excavating, Inc. for the U6 3586 Terrace Heights Water System Well 6 Improvement Project:	C	APPROVED
Matt Pietrusiewicz, County Engineer	Agreement BOCC284-2018	Limited Public Services Agreement with Stripe Rite, Inc. for the Yakima County Stop Ahead Markings Project RC 3684:	B	TABLED
Commissioners Ron Anderson, Chairman	Reso 362-2018	Appointing Glenn Rice to the Yakima Valley Library Board:	A	APPROVED
	Voucher/Warrant	Certification of Salary Clearing Warrant No. 655030 through 656076 in the net amount of \$2,858,020.16:	A	APPROVED
	Voucher/Warrant	Certification of Claims Clearing Warrant No. 748626 through 749537 in the net amount of \$3,460,087.11:	A	APPROVED
	Minutes	Approve Agenda Minutes of 11/6/18:	A	APPROVED
Corporate Counsel Don Anderson, Chief Civil Deputy Prosecuting Attorney	Reso 363-2018	Claim No. 33-2018 as Filed by Anjelika Hernandez:	A	APPROVED
	Reso 365-2018	Claim No. 40-2018 as Filed by Rick and Brenda Dilger dba Rick's Bail Bonds:	A	APPROVED
	Reso 366-2018	Claim No. 43-2018 as Filed by Jose Garcia:	A	APPROVED
	Reso 373-2018	Claim No. 44-2018 as Filed by Robert Cavanaugh:	B	APPROVED
Department of Corrections Ed Campbell, Director	Agreement BOCC279-2018	2019 Interlocal Corrections/Detention Agreement with the City of Wapato:	B	APPROVED
	Agreement BOCC285-2018	2019 Interlocal Corrections/Detention Agreement with the City of Moxee:	B	APPROVED
Financial Services Craig Warner, Director	Reso 374-2018	Authorizing a Shift of \$2,200,000.00 from the County Road Levy to the General Fund Levy for the 2019 Budget:	D	APPROVED
	Reso 375-2018	Setting Limit Factors and Levying 2019 Property Taxes for Yakima County, Yakima County Roads, Yakima County Emergency Medical Services (EMS) and Yakima County Flood Control Zone District and Certifying Levies to the Yakima County Assessor:	D	APPROVED
Human Resources Jacqui Lindsay, Director	Reso 367-2018	Additions/Deletions to Budgeted Positions in Dept. 410, Prosecuting Attorney:	B	APPROVED
	Agreement BOCC280-2018	Personal Services Agreement with Achieve Health and Fitness:	B	APPROVED
	Agreement BOCC281-2018	Master Subscription Agreement with MSDS Online to Provide Electronic Maintenance of Required Material Safety Data Sheets:	B	APPROVED

FUNDING LEVEL: A=No Impact B=Under \$100,000 C=\$100,000- \$500,000 D=Over \$500,000				
DEPARTMENT	ITEM	DESCRIPTION	FUNDING LEVEL	ACTION
Technology Services Gene Pugnetti, Director	Reso 368-2018	Authorizing Kevin Wickenhagen of Technology Services to Sign an Invoice with VERTIV Services, Inc. for Maintenance on Data Center UPS and YCCC UPS:	B	APPROVED
WSU Extension Gina Ord, Director	Agreement BOCC286-2018	MOA with Washington State University for 2019 WSU Extension Program:	C	APPROVED


- **REGULAR AGENDA:** Approved as presented.

FUNDING LEVEL: A=No Impact B=Under \$100,000 C= \$100,000- \$500,000 D= Over \$500,000				
DEPARTMENT	ITEM	DESCRIPTION	FUNDING LEVEL	ACTION
Corporate Counsel Don Anderson, Chief Civil Deputy Prosecuting Attorney	Reso 364-2018	Claim No. 34-2018 as Filed by Earl Urquhart:	A	APPROVED
Commissioners Ron Anderson, Chairman	Reso 376-2018	Adopting the Homeless Housing and Assistance Program Charter; <i>Crystal Testerman Presenting:</i>	A	APPROVED
	Reso 377-2018	Appointing the Yakima Homeless Coalition as the Local Homeless Task Force; <i>Crystal Testerman Presenting:</i>	A	APPROVED
	Reso 378-2018	Endorsing the Five-Year Plan to Reduce Homelessness in Yakima County; <i>Crystal Testerman Presenting:</i>	A	APPROVED


Approved this 27th day of November 2018.




Ron Anderson, Chairman



Michael D. Leita, Commissioner



J. Rand/Elliott, Commissioner





Rachel Michael, Clerk of the Board