


**Oath of Authenticity**

STATE OF WASHINGTON )  
 ) ss.  
COUNTY OF YAKIMA )

I solemnly swear that the unofficial returns and supporting documentation of the Special Election held on **April 24, 2018** in Yakima County, State of Washington, are true and correct.

  
\_\_\_\_\_  
County Auditor

Subscribed and sworn before me this 4th day of May, 2018.

  
\_\_\_\_\_  
County Legislative Authority (witness)


  
\_\_\_\_\_  
County Prosecuting Attorney (witness)


**Certification of the Canvassing Board**


STATE OF WASHINGTON )  
 ) ss.  
COUNTY OF YAKIMA )

The undersigned officers designated by law as constituting the Canvassing Board for the County of Yakima, State of Washington, hereby certify that this is a full, true and correct copy of the Abstract of Votes including the cumulative results, precinct results, and reconciliation report of votes cast at the Special Election held on **April 24, 2018**, in Yakima County, State of Washington, and that the following are the true and reconciled numbers of voters and votes counted.

Witness our hands and official seal this 4th day of May, 2018.



  
\_\_\_\_\_  
County Auditor

  
\_\_\_\_\_  
County Legislative Authority

  
\_\_\_\_\_  
County Prosecuting Attorney

# Yakima County Auditor

## Reconciliation Form

### General information

County name: Yakima  
 Election date: April 24, 2018

### Registered voters eligible to participate

Active registered voters: 26,580  
 Inactive registered voters: 1,860

### Category Reconciliation (detailed accounting of ballots)

	Issued (number of voters issued ballots)	Ballots Received (envelopes containing ballots)	Ballots Accepted (Counted / Tabulated)	Ballots Not Counted		Discrepancy (If zero, category balances)
				Ballots forwarded to other counties	Ballots Rejected	
UOCAVA	302	25	25	N/A	0	0
Federal Write-in Absentee	N/A	0	0	N/A	0	0
Provisional	0	0	0	0	0	0
DREs	0	0	0	N/A	0	0
All voters not reported in above categories	26,364	7,647	7,548	0	99	0
<b>Total for all voter categories</b>	<b>26,666</b>	<b>7,672</b>	<b>7,573</b>	<b>0</b>	<b>99</b>	<b>0</b>

### Summary

#### Reconciliation

Overall Ballot Reconciliation	
Ballots Received	7,672
Ballots Accepted	7,573
Ballots Not Counted	99
<b>Discrepancy</b>	<b>0</b>

Voters credited to ballots counted	
Credited voters in EMS	7,573
Credited envelopes without ballots	0
Voters not credited in EMS (examples: FWAB or ACP)	0
<b>Total valid ballots</b>	<b>7,573</b>
<b>Discrepancy</b>	<b>0</b>

#### Additional information requested by the Secretary of State.

Return method	
Email	5
Fax	2
Deposited at staffed, unstaffed deposit sites and voting	1,758
Non-UOCAVA returned by Fax or Email	2
Rejected Non-UOCAVA returned, Fax or Email	2

Generation method	
MyBallot	0
Other online programs	7
PDF originating from county	0
Non-UOCAVA ballots issued electronically	1

AutoMark®	
Estimated number of AutoMark® voters	0

Category discrepancy explanation

EMS discrepancy explanation

Report prepared by: K. Fisher

Date: 5.4.2018

Contact number: 509.574.1340

# Cumulative Report — Official Special Election — Yakima County, Washington — April 24, 2018

Page 1 of 1

05/04/2018 08:29 AM

Total Number of Voters : 7,573 of 26,580 = 28.49%

Precincts Reporting 0 of 44 = 0.00%

Party	Candidate	Total Ballots Cast		NA		Total	
<b>Selah School District No. 119 Proposition No. 1 Replace and Restructure Bonds, Vote For 1</b>							
	Approved	2,540	60.78%	0	0.00%	2,540	60.78%
	Rejected	1,639	39.22%	0	0.00%	1,639	39.22%
	<b>Cast Votes:</b>	<b>4,179</b>	<b>100.00%</b>	<b>0</b>	<b>0.00%</b>	<b>4,179</b>	<b>100.00%</b>
	<b>Over Votes:</b>	<b>0</b>	<b>0.00%</b>	<b>0</b>	<b>0.00%</b>	<b>0</b>	<b>0.00%</b>
	<b>Under Votes:</b>	<b>0</b>	<b>0.00%</b>	<b>0</b>	<b>0.00%</b>	<b>0</b>	<b>0.00%</b>
<b>Sunnyside School District No. 201 Proposition No. 1 G O Bonds, Vote For 1</b>							
	Approved	1,130	55.45%	0	0.00%	1,130	55.45%
	Rejected	908	44.55%	0	0.00%	908	44.55%
	<b>Cast Votes:</b>	<b>2,038</b>	<b>99.90%</b>	<b>0</b>	<b>0.00%</b>	<b>2,038</b>	<b>99.90%</b>
	<b>Over Votes:</b>	<b>1</b>	<b>0.05%</b>	<b>0</b>	<b>0.00%</b>	<b>1</b>	<b>0.05%</b>
	<b>Under Votes:</b>	<b>1</b>	<b>0.05%</b>	<b>0</b>	<b>0.00%</b>	<b>1</b>	<b>0.05%</b>
<b>Toppenish School District No. 202 Proposition No. 1 School Improvement Bonds, Vote For 1</b>							
	Approved	534	55.28%	0	0.00%	534	55.28%
	Rejected	432	44.72%	0	0.00%	432	44.72%
	<b>Cast Votes:</b>	<b>966</b>	<b>99.90%</b>	<b>0</b>	<b>0.00%</b>	<b>966</b>	<b>99.90%</b>
	<b>Over Votes:</b>	<b>0</b>	<b>0.00%</b>	<b>0</b>	<b>0.00%</b>	<b>0</b>	<b>0.00%</b>
	<b>Under Votes:</b>	<b>1</b>	<b>0.10%</b>	<b>0</b>	<b>0.00%</b>	<b>1</b>	<b>0.10%</b>
<b>Mount Adams School District No. 209 Proposition No. 1 E P &amp; O Levy, Vote For 1</b>							
	Levy - Yes	239	62.57%	0	0.00%	239	62.57%
	Levy - No	143	37.43%	0	0.00%	143	37.43%
	<b>Cast Votes:</b>	<b>382</b>	<b>98.71%</b>	<b>0</b>	<b>0.00%</b>	<b>382</b>	<b>98.71%</b>
	<b>Over Votes:</b>	<b>0</b>	<b>0.00%</b>	<b>0</b>	<b>0.00%</b>	<b>0</b>	<b>0.00%</b>
	<b>Under Votes:</b>	<b>5</b>	<b>1.29%</b>	<b>0</b>	<b>0.00%</b>	<b>5</b>	<b>1.29%</b>
<b>Mount Adams School District No. 209 Proposition No. 2 Bonds to Construct and Modernize, Vote For 1</b>							
	Approved	225	59.06%	0	0.00%	225	59.06%
	Rejected	156	40.94%	0	0.00%	156	40.94%
	<b>Cast Votes:</b>	<b>381</b>	<b>98.45%</b>	<b>0</b>	<b>0.00%</b>	<b>381</b>	<b>98.45%</b>
	<b>Over Votes:</b>	<b>0</b>	<b>0.00%</b>	<b>0</b>	<b>0.00%</b>	<b>0</b>	<b>0.00%</b>
	<b>Under Votes:</b>	<b>6</b>	<b>1.55%</b>	<b>0</b>	<b>0.00%</b>	<b>6</b>	<b>1.55%</b>

**Canvass Report — Total Voters — Official  
Special Election — Yakima County, Washington — April 24, 2018**

Total Number of Voters: 7,573 of 26,580 = 28.49%

Precincts Reporting 0 of 44 = 0.00%

**Selah School District No. 119 Proposition No. 1 - Replace and Restructure Bonds**

Precinct	Blank Ballots Cast	Over Votes	Under Votes	Total Ballots Cast	Registered Voters	Percent Turnout	Approved	Rejected	Totals
1501	0	0	0	205	906	22.63%	141	64	205
1502	0	0	0	415	1,143	36.31%	283	132	415
1503	0	0	0	360	859	41.91%	251	109	360
1504	0	0	0	431	1,100	39.18%	297	134	431
3504	0	0	0	0	0	0.00%	0	0	0
3602	0	0	0	19	34	55.88%	11	8	19
3900	0	0	0	338	859	39.35%	174	164	338
3901	0	0	0	136	433	31.41%	68	68	136
3903	0	0	0	375	1,145	32.75%	193	182	375
4108	0	0	0	224	511	43.84%	142	82	224
4112	0	0	0	484	1,178	41.09%	285	199	484
4115	0	0	0	6	15	40.00%	2	4	6
4402	0	0	0	206	558	36.92%	121	85	206
4501	0	0	0	3	5	60.00%	3	0	3
4602	0	0	0	198	550	36.00%	127	71	198
4603	0	0	0	364	880	41.36%	209	155	364
4604	0	0	0	140	354	39.55%	82	58	140
4605	0	0	0	120	452	26.55%	64	56	120
5016	0	0	0	155	479	32.36%	87	68	155
Provisional	0	0	0	0	0	0.00%	0	0	0
<b>Totals:</b>	<b>0</b>	<b>0</b>	<b>0</b>	<b>4,179</b>	<b>11,461</b>		<b>2,540</b>	<b>1,639</b>	<b>4,179</b>

**Canvass Report — Total Voters — Official  
Special Election — Yakima County, Washington — April 24, 2018**

Page 2 of 5

05/04/2018 08:28 AM

Total Number of Voters: 7,573 of 26,580 = 28.49%

Precincts Reporting 0 of 44 = 0.00%

**Sunnyside School District No. 201 Proposition No. 1 - G O Bonds**

Precinct	Blank Ballots Cast	Over Votes	Under Votes	Total Ballots Cast	Registered Voters	Percent Turnout	Approved	Rejected	Totals
1701	0	0	0	159	1,001	15.88%	103	56	159
1703	0	0	0	188	765	24.58%	109	79	188
1704	0	0	0	0	0	0.00%	0	0	0
1705	1	0	1	346	810	42.72%	215	130	345
1706	0	0	0	208	1,240	16.77%	136	72	208
1708	0	1	0	176	969	18.16%	99	76	175
3304	0	0	0	2	12	16.67%	1	1	2
4109	0	0	0	337	1,131	29.80%	161	176	337
4303	0	0	0	87	273	31.87%	43	44	87
4615	0	0	0	187	695	26.91%	99	88	187
4616	0	0	0	111	325	34.15%	51	60	111
4618	0	0	0	108	441	24.49%	58	50	108
4628	0	0	0	64	298	21.48%	29	35	64
5001	0	0	0	67	259	25.87%	26	41	67
Provisional	0	0	0	0	0	0.00%	0	0	0
<b>Totals:</b>	<b>1</b>	<b>1</b>	<b>1</b>	<b>2,040</b>	<b>8,219</b>		<b>1,130</b>	<b>908</b>	<b>2,038</b>

**Canvass Report — Total Voters — Official  
Special Election — Yakima County, Washington — April 24, 2018**

Page 3 of 5

05/04/2018 08:28 AM

Total Number of Voters: 7,573 of 26,580 = 28.49%

Precincts Reporting 0 of 44 = 0.00%

**Toppenish School District No. 202 Proposition No. 1 - School Improvement Bonds**

Precinct	Blank Ballots Cast	Over Votes	Under Votes	Total Ballots Cast	Registered Voters	Percent Turnout	Approved	Rejected	Totals
2101	0	0	0	161	1,011	15.92%	103	58	161
2102	1	0	1	170	769	22.11%	84	85	169
2103	0	0	0	181	1,084	16.70%	112	69	181
2701	0	0	0	11	50	22.00%	8	3	11
3103	0	0	0	129	700	18.43%	77	52	129
3104	0	0	0	172	701	24.54%	72	100	172
3309	0	0	0	143	734	19.48%	78	65	143
Provisional	0	0	0	0	0	0.00%	0	0	0
<b>Totals:</b>	<b>1</b>	<b>0</b>	<b>1</b>	<b>967</b>	<b>5,049</b>		<b>534</b>	<b>432</b>	<b>966</b>

**Canvass Report — Total Voters — Official  
Special Election — Yakima County, Washington — April 24, 2018**

Total Number of Voters: 7,573 of 26,580 = 28.49%

Precincts Reporting 0 of 44 = 0.00%

**Mount Adams School District No. 209 Proposition No. 1 - E P & O Levy**

Precinct	Blank Ballots Cast	Over Votes	Under Votes	Total Ballots Cast	Registered Voters	Percent Turnout	Levy - Yes	Levy - No	Totals
0701	0	0	0	65	261	24.90%	56	9	65
3701	0	0	4	136	524	25.95%	88	44	132
5012	1	0	1	186	1,066	17.45%	95	90	185
Provisional	0	0	0	0	0	0.00%	0	0	0
<b>Totals:</b>	<b>1</b>	<b>0</b>	<b>5</b>	<b>387</b>	<b>1,851</b>		<b>239</b>	<b>143</b>	<b>382</b>

**Canvass Report — Total Voters — Official  
Special Election — Yakima County, Washington — April 24, 2018**

Total Number of Voters: 7,573 of 26,580 = 28.49%

Precincts Reporting 0 of 44 = 0.00%

**Mount Adams School District No. 209 Proposition No. 2 - Bonds to Construct and Modernize**

Precinct	Blank Ballots Cast	Over Votes	Under Votes	Total Ballots Cast	Registered Voters	Percent Turnout	Approved	Rejected	Totals
0701	0	0	0	65	261	24.90%	56	9	65
3701	0	0	1	136	524	25.95%	81	54	135
5012	1	0	5	186	1,066	17.45%	88	93	181
Provisional	0	0	0	0	0	0.00%	0	0	0
<b>Totals:</b>	<b>1</b>	<b>0</b>	<b>6</b>	<b>387</b>	<b>1,851</b>		<b>225</b>	<b>156</b>	<b>381</b>