


## Oath of Authenticity

STATE OF WASHINGTON     )  
  ) ss.  
COUNTY OF YAKIMA     )

I solemnly swear that the unofficial returns and supporting documentation of the Primary and Special Election held on **August 6, 2019** in Yakima County, State of Washington, are true and correct.



\_\_\_\_\_  
County Auditor

Subscribed and sworn before me this 20th day of August, 2019.



\_\_\_\_\_  
County Legislative Authority (witness)




\_\_\_\_\_  
County Prosecuting Attorney (witness)

## Certification of the Canvassing Board


STATE OF WASHINGTON     )  
  ) ss.  
COUNTY OF YAKIMA     )

The undersigned officers designated by law as constituting the Canvassing Board for the County of Yakima, State of Washington, hereby certify that this is a full, true and correct copy of the Abstract of Votes including the cumulative results, precinct results, and reconciliation report of votes cast at the Primary and Special Election held on **August 6, 2019**, in Yakima County, State of Washington, and that the following are the true and reconciled numbers of voters and votes counted.


Witness our hands and official seal this 20th day of August, 2019.



\_\_\_\_\_  
County Auditor



\_\_\_\_\_  
County Legislative Authority



\_\_\_\_\_  
County Prosecuting Attorney

# Yakima County Auditor

## Reconciliation Form

### General information

County name Yakima  
 Election date 8/6/2019

### Registered voters eligible to participate

Active registered voters 47,097  
 Inactive registered voters 3,054

### Category Reconciliation (detailed accounting of ballots)

	Issued (number of voters issued ballots)	Credited voters in VoteWA (envelopes containing ballots)	Ballots Accepted (Counted / Tabulated)	Ballots not counted		Discrepancy (If zero, category balances)
				Ballots forwarded to other counties	Ballots Rejected	
UOCAVA	407	44	42	N/A	2	0
Federal write-in	N/A	0	0	N/A	0	0
Provisional	0	0	0	0	0	0
DREs	0	0	0	N/A	0	0
All voters not reported in above categories	47,168	13,199	12,984	0	215	0
<b>Total for all voter categories</b>	<b>47,575</b>	<b>13,243</b>	<b>13,026</b>	<b>0</b>	<b>217</b>	<b>0</b>

### Summary

#### Reconciliation

Overall Ballot Reconciliation	
Ballots Received	13,243
Ballots Accepted	13,026
Ballots Not Counted	217
<b>Discrepancy</b>	<b>0</b>
Voters credited to ballots counted	
Credited voters in VoteWA	13,026
Credited envelopes without ballots	0
Voters not credited in VoteWA (examples: FWAB or ACP)	0
<b>Total valid ballots</b>	<b>13,026</b>
<b>Discrepancy</b>	<b>0</b>

#### Additional Information

Replacement Ballots	
Requested	253
Issued	253
Returned	78
Counted	77
Rejected	1
Return method	
Email	3
Fax	0
Deposited at staffed, unstaffed deposit sites and voting centers	2,239
Non-UOCAVA returned by Fax or Email	0
Generation method	
VoteWA	2
Other online programs	0
PDF originating from county	7
Non-UOCAVA ballots issued electronically	2
AVU	
Estimated number of paper ballots printed by AVU	0

#### Category discrepancy explanation

#### VoteWA discrepancy explanation

Report prepared by: K Fisher

Date: 8.20.2019

Contact number: 509.574.1340

**Cumulative Report — Official  
Primary — Yakima County, Washington — August 06, 2019**

Page 1 of 5

08/20/2019 08:39 AM

Total Number of Voters : 13,026 of 47,097 = 27.66%

Precincts Reporting 0 of 66 = 0.00%

Party	Candidate	Total Ballots Cast		NA		Total	
<b>Legislative District 13 Representative, Position 2, Vote For 1</b>							
	Alex Ybarra	694	75.93%	0	0.00%	694	75.93%
	Steve Verhey	215	23.52%	0	0.00%	215	23.52%
	Write-In	5	0.55%	0	0.00%	5	0.55%
	<b>Cast Votes:</b>	914	92.42%	0	0.00%	914	92.42%
	<b>Over Votes:</b>	1	0.10%	0	0.00%	1	0.10%
	<b>Under Votes:</b>	74	7.48%	0	0.00%	74	7.48%
<b>City of Granger Council, Position 5, Vote For 1</b>							
	Maria D. Gonzalez	60	28.57%	0	0.00%	60	28.57%
	Hilda Guzmán	77	36.67%	0	0.00%	77	36.67%
	Israel Bustamante Luevano	71	33.81%	0	0.00%	71	33.81%
	Write-In	2	0.95%	0	0.00%	2	0.95%
	<b>Cast Votes:</b>	210	99.06%	0	0.00%	210	99.06%
	<b>Over Votes:</b>	0	0.00%	0	0.00%	0	0.00%
	<b>Under Votes:</b>	2	0.94%	0	0.00%	2	0.94%
<b>City of Sunnyside Council, Position 5, Vote For 1</b>							
	Mike Farmer	388	43.60%	0	0.00%	388	43.60%
	Silvia Ramos	185	20.79%	0	0.00%	185	20.79%
	Julia Hart	313	35.17%	0	0.00%	313	35.17%
	Write-In	4	0.45%	0	0.00%	4	0.45%
	<b>Cast Votes:</b>	890	98.56%	0	0.00%	890	98.56%
	<b>Over Votes:</b>	1	0.11%	0	0.00%	1	0.11%
	<b>Under Votes:</b>	12	1.33%	0	0.00%	12	1.33%
<b>City of Sunnyside Council, Position 7, Vote For 1</b>							
	Betty Lynn Garza	306	35.01%	0	0.00%	306	35.01%
	Mike Kennard	275	31.46%	0	0.00%	275	31.46%
	Craig Hicks	289	33.07%	0	0.00%	289	33.07%
	Write-In	4	0.46%	0	0.00%	4	0.46%
	<b>Cast Votes:</b>	874	96.79%	0	0.00%	874	96.79%
	<b>Over Votes:</b>	2	0.22%	0	0.00%	2	0.22%
	<b>Under Votes:</b>	27	2.99%	0	0.00%	27	2.99%

**Cumulative Report — Official  
Primary — Yakima County, Washington — August 06, 2019**

Page 2 of 5

08/20/2019 08:39 AM

Total Number of Voters : 13,026 of 47,097 = 27.66%

Precincts Reporting 0 of 66 = 0.00%

Party	Candidate	Total Ballots Cast		NA		Total	
<b>City of Wapato Mayor, Vote For 1</b>							
	Dora E. Alvarez-Roa	30	7.75%	0	0.00%	30	7.75%
	Brinda Quintanilla-Bautista	36	9.30%	0	0.00%	36	9.30%
	Gina R. Ramos	37	9.56%	0	0.00%	37	9.56%
	Joseph (JC) Wofford	64	16.54%	0	0.00%	64	16.54%
	Keith Workman	190	49.10%	0	0.00%	190	49.10%
	Leah Smartlowit	30	7.75%	0	0.00%	30	7.75%
	Write-In	0	0.00%	0	0.00%	0	0.00%
	<b>Cast Votes:</b>	387	99.49%	0	0.00%	387	99.49%
	<b>Over Votes:</b>	0	0.00%	0	0.00%	0	0.00%
	<b>Under Votes:</b>	2	0.51%	0	0.00%	2	0.51%
<b>City of Wapato Council, Position 2, Vote For 1</b>							
	Edwin Andrade	65	17.06%	0	0.00%	65	17.06%
	Jesse Farias	257	67.45%	0	0.00%	257	67.45%
	Joel Torres	55	14.44%	0	0.00%	55	14.44%
	Write-In	4	1.05%	0	0.00%	4	1.05%
	<b>Cast Votes:</b>	381	97.94%	0	0.00%	381	97.94%
	<b>Over Votes:</b>	0	0.00%	0	0.00%	0	0.00%
	<b>Under Votes:</b>	8	2.06%	0	0.00%	8	2.06%
<b>City of Wapato Council, Position 4, Vote For 1</b>							
	Marla Floresca Hernandez	73	19.41%	0	0.00%	73	19.41%
	Doug Milne	80	21.28%	0	0.00%	80	21.28%
	Margaret Estrada	109	28.99%	0	0.00%	109	28.99%
	Frank Jaime	79	21.01%	0	0.00%	79	21.01%
	Barbie (Barbara) Hilario	35	9.31%	0	0.00%	35	9.31%
	Write-In	0	0.00%	0	0.00%	0	0.00%
	<b>Cast Votes:</b>	376	96.66%	0	0.00%	376	96.66%
	<b>Over Votes:</b>	0	0.00%	0	0.00%	0	0.00%
	<b>Under Votes:</b>	13	3.34%	0	0.00%	13	3.34%

**Cumulative Report — Official  
Primary — Yakima County, Washington — August 06, 2019**

Page 3 of 5

08/20/2019 08:39 AM

Total Number of Voters : 13,026 of 47,097 = 27.66%

Precincts Reporting 0 of 66 = 0.00%

Party	Candidate	Total Ballots Cast		NA		Total	
<b>City of Wapato Council, Position 5, Vote For 1</b>							
	Frances M. Ayres	84	22.28%	0	0.00%	84	22.28%
	Irasema Gonzalez Cantu	45	11.94%	0	0.00%	45	11.94%
	Cindy V. Goodin	64	16.98%	0	0.00%	64	16.98%
	Tony Guzmán	126	33.42%	0	0.00%	126	33.42%
	Roberto Reyna	55	14.59%	0	0.00%	55	14.59%
	Write-In	3	0.80%	0	0.00%	3	0.80%
	<b>Cast Votes:</b>	<b>377</b>	<b>96.92%</b>	<b>0</b>	<b>0.00%</b>	<b>377</b>	<b>96.92%</b>
	<b>Over Votes:</b>	<b>0</b>	<b>0.00%</b>	<b>0</b>	<b>0.00%</b>	<b>0</b>	<b>0.00%</b>
	<b>Under Votes:</b>	<b>12</b>	<b>3.08%</b>	<b>0</b>	<b>0.00%</b>	<b>12</b>	<b>3.08%</b>
<b>City of Wapato Council, Position 6, Vote For 1</b>							
	Danae Pugh	42	11.08%	0	0.00%	42	11.08%
	Judith Owens-Canapo	237	62.53%	0	0.00%	237	62.53%
	Rosemary "Rosie" Reyes	99	26.12%	0	0.00%	99	26.12%
	Write-In	1	0.26%	0	0.00%	1	0.26%
	<b>Cast Votes:</b>	<b>379</b>	<b>97.43%</b>	<b>0</b>	<b>0.00%</b>	<b>379</b>	<b>97.43%</b>
	<b>Over Votes:</b>	<b>0</b>	<b>0.00%</b>	<b>0</b>	<b>0.00%</b>	<b>0</b>	<b>0.00%</b>
	<b>Under Votes:</b>	<b>10</b>	<b>2.57%</b>	<b>0</b>	<b>0.00%</b>	<b>10</b>	<b>2.57%</b>
<b>City of Wapato Council, Position 7 At-Large, Vote For 1</b>							
	George Perea	61	16.44%	0	0.00%	61	16.44%
	Karina M. Lara	104	28.03%	0	0.00%	104	28.03%
	Caroline Solis	202	54.45%	0	0.00%	202	54.45%
	Write-In	4	1.08%	0	0.00%	4	1.08%
	<b>Cast Votes:</b>	<b>371</b>	<b>95.37%</b>	<b>0</b>	<b>0.00%</b>	<b>371</b>	<b>95.37%</b>
	<b>Over Votes:</b>	<b>0</b>	<b>0.00%</b>	<b>0</b>	<b>0.00%</b>	<b>0</b>	<b>0.00%</b>
	<b>Under Votes:</b>	<b>18</b>	<b>4.63%</b>	<b>0</b>	<b>0.00%</b>	<b>18</b>	<b>4.63%</b>
<b>City of Yakima Council, District 1, Vote For 1</b>							
	Kenton Gartrell	243	43.32%	0	0.00%	243	43.32%
	Eliana Macias	261	46.52%	0	0.00%	261	46.52%
	Matthew Sagen	53	9.45%	0	0.00%	53	9.45%
	Write-In	4	0.71%	0	0.00%	4	0.71%
	<b>Cast Votes:</b>	<b>561</b>	<b>99.64%</b>	<b>0</b>	<b>0.00%</b>	<b>561</b>	<b>99.64%</b>
	<b>Over Votes:</b>	<b>0</b>	<b>0.00%</b>	<b>0</b>	<b>0.00%</b>	<b>0</b>	<b>0.00%</b>
	<b>Under Votes:</b>	<b>2</b>	<b>0.36%</b>	<b>0</b>	<b>0.00%</b>	<b>2</b>	<b>0.36%</b>

**Cumulative Report — Official  
Primary — Yakima County, Washington — August 06, 2019**

Page 4 of 5

08/20/2019 08:39 AM

Total Number of Voters : 13,026 of 47,097 = 27.66%

Precincts Reporting 0 of 66 = 0.00%

Party	Candidate	Total Ballots Cast		NA		Total	
<b>City of Yakima Council, District 3, Vote For 1</b>							
	Berenice L. Ponce	380	22.57%	0	0.00%	380	22.57%
	Patricia Byers	719	42.70%	0	0.00%	719	42.70%
	Thomas B. Sund	575	34.14%	0	0.00%	575	34.14%
	Write-In	10	0.59%	0	0.00%	10	0.59%
	<b>Cast Votes:</b>	1,684	99.59%	0	0.00%	1,684	99.59%
	<b>Over Votes:</b>	1	0.06%	0	0.00%	1	0.06%
	<b>Under Votes:</b>	6	0.35%	0	0.00%	6	0.35%
<b>City of Yakima Council, District 5, Vote For 1</b>							
	Mark Collins	561	30.18%	0	0.00%	561	30.18%
	Soneya Lund	686	36.90%	0	0.00%	686	36.90%
	Liz Hallock	607	32.65%	0	0.00%	607	32.65%
	Write-In	5	0.27%	0	0.00%	5	0.27%
	<b>Cast Votes:</b>	1,859	98.99%	0	0.00%	1,859	98.99%
	<b>Over Votes:</b>	0	0.00%	0	0.00%	0	0.00%
	<b>Under Votes:</b>	19	1.01%	0	0.00%	19	1.01%
<b>City of Yakima Council, District 7, Vote For 1</b>							
	Tracey Bautista	286	13.01%	0	0.00%	286	13.01%
	Holly N. Cousens	1,508	68.58%	0	0.00%	1,508	68.58%
	Sarah Towell	388	17.64%	0	0.00%	388	17.64%
	Write-In	17	0.77%	0	0.00%	17	0.77%
	<b>Cast Votes:</b>	2,199	99.19%	0	0.00%	2,199	99.19%
	<b>Over Votes:</b>	0	0.00%	0	0.00%	0	0.00%
	<b>Under Votes:</b>	18	0.81%	0	0.00%	18	0.81%
<b>Mount Adams School District No. 209 Director, District 2, Vote For 1</b>							
	Shawna Young	137	38.70%	0	0.00%	137	38.70%
	Joseph Larez	49	13.84%	0	0.00%	49	13.84%
	Todd G. Spencer	167	47.18%	0	0.00%	167	47.18%
	Write-In	1	0.28%	0	0.00%	1	0.28%
	<b>Cast Votes:</b>	354	99.16%	0	0.00%	354	99.16%
	<b>Over Votes:</b>	0	0.00%	0	0.00%	0	0.00%
	<b>Under Votes:</b>	3	0.84%	0	0.00%	3	0.84%

**Cumulative Report — Official  
Primary — Yakima County, Washington — August 06, 2019**

Page 5 of 5

08/20/2019 08:39 AM

Total Number of Voters : 13,026 of 47,097 = 27.66%

Precincts Reporting 0 of 66 = 0.00%

Party	Candidate	Total Ballots Cast		NA		Total	
<b>City of Selah Proposition No. 1 Levy Lid Lift for Support of Fire Services Levy Lid Lift, Vote For 1</b>							
	Yes	1,212	74.08%	0	0.00%	1,212	74.08%
	No	424	25.92%	0	0.00%	424	25.92%
	<b>Cast Votes:</b>	1,636	99.45%	0	0.00%	1,636	99.45%
	<b>Over Votes:</b>	0	0.00%	0	0.00%	0	0.00%
	<b>Under Votes:</b>	9	0.55%	0	0.00%	9	0.55%
<b>Fire Protection District No. 2 Proposition No. 1 Levy Lid Lift for Support of Fire Services, Vote For 1</b>							
	Yes	2,142	68.63%	0	0.00%	2,142	68.63%
	No	979	31.37%	0	0.00%	979	31.37%
	<b>Cast Votes:</b>	3,121	99.27%	0	0.00%	3,121	99.27%
	<b>Over Votes:</b>	0	0.00%	0	0.00%	0	0.00%
	<b>Under Votes:</b>	23	0.73%	0	0.00%	23	0.73%
<b>Selah Park &amp; Recreation Service Area Proposition No. 1 Six-Year Regular Property Tax Levy, Vote For 1</b>							
	Yes	2,753	58.93%	0	0.00%	2,753	58.93%
	No	1,919	41.07%	0	0.00%	1,919	41.07%
	<b>Cast Votes:</b>	4,672	99.74%	0	0.00%	4,672	99.74%
	<b>Over Votes:</b>	0	0.00%	0	0.00%	0	0.00%
	<b>Under Votes:</b>	12	0.26%	0	0.00%	12	0.26%

# Canvass Report — Total Voters — Official Primary — Yakima County, Washington — August 06, 2019

Total Number of Voters: 13,026 of 47,097 = 27.66%

Precincts Reporting 0 of 66 = 0.00%

## Legislative District 13 Representative, Position 2

Precinct	Blank Ballots Cast	Over Votes	Under Votes	Total Ballots Cast	Registered Voters	Percent Turnout	Alex Ybarra	Steve Verhey	Write-In	Totals
3900	0	1	29	355	850	41.76%	241	81	3	325
3901	0	0	13	164	449	36.53%	122	29	0	151
3903	0	0	32	470	1,171	40.14%	331	105	2	438
Provisional	0	0	0	0	0	0.00%	0	0	0	0
<b>Totals:</b>	<b>0</b>	<b>1</b>	<b>74</b>	<b>989</b>	<b>2,470</b>		<b>694</b>	<b>215</b>	<b>5</b>	<b>914</b>



**Canvass Report — Total Voters — Official  
Primary — Yakima County, Washington — August 06, 2019**

Total Number of Voters: 13,026 of 47,097 = 27.66%

Precincts Reporting 0 of 66 = 0.00%

**City of Granger Council, Position 5**

Precinct	Blank Ballots Cast	Over Votes	Under Votes	Total Ballots Cast	Registered Voters	Percent Turnout	Maria D. Gonzalez	Hilda Guzmán	Israel Bustamante Luevano	Write-In	Totals
0501	2	0	2	212	1,103	19.22%	60	77	71	2	210
Provisional	0	0	0	0	0	0.00%	0	0	0	0	0
<b>Totals:</b>	<b>2</b>	<b>0</b>	<b>2</b>	<b>212</b>	<b>1,103</b>		<b>60</b>	<b>77</b>	<b>71</b>	<b>2</b>	<b>210</b>

**Canvass Report — Total Voters — Official  
Primary — Yakima County, Washington — August 06, 2019**

Total Number of Voters: 13,026 of 47,097 = 27.66%

Precincts Reporting 0 of 66 = 0.00%

**City of Sunnyside Council, Position 5**

Precinct	Blank Ballots Cast	Over Votes	Under Votes	Total Ballots Cast	Registered Voters	Percent Turnout	Mike Farmer	Silvia Ramos	Julia Hart	Write-In	Totals
1701	0	0	4	149	1,046	14.24%	54	32	58	1	145
1703	0	0	0	153	795	19.25%	79	19	53	2	153
1704	0	0	0	0	0	0.00%	0	0	0	0	0
1705	1	0	3	284	843	33.69%	141	38	101	1	281
1706	0	0	2	171	1,316	12.99%	59	58	52	0	169
1708	1	1	3	146	1,002	14.57%	55	38	49	0	142
Provisional	0	0	0	0	0	0.00%	0	0	0	0	0
<b>Totals:</b>	<b>2</b>	<b>1</b>	<b>12</b>	<b>903</b>	<b>5,002</b>		<b>388</b>	<b>185</b>	<b>313</b>	<b>4</b>	<b>890</b>

**Canvass Report — Total Voters — Official  
Primary — Yakima County, Washington — August 06, 2019**

Total Number of Voters: 13,026 of 47,097 = 27.66%

Precincts Reporting 0 of 66 = 0.00%

**City of Sunnyside Council, Position 7**

Precinct	Blank Ballots Cast	Over Votes	Under Votes	Total Ballots Cast	Registered Voters	Percent Turnout	Betty Lynn Garza	Mike Kennard	Craig Hicks	Write-In	Totals
1701	0	0	3	149	1,046	14.24%	59	49	37	1	146
1703	0	0	3	153	795	19.25%	40	58	51	1	150
1704	0	0	0	0	0	0.00%	0	0	0	0	0
1705	1	0	7	284	843	33.69%	59	110	108	0	277
1706	0	1	7	171	1,316	12.99%	89	31	43	0	163
1708	1	1	7	146	1,002	14.57%	59	27	50	2	138
Provisional	0	0	0	0	0	0.00%	0	0	0	0	0
<b>Totals:</b>	<b>2</b>	<b>2</b>	<b>27</b>	<b>903</b>	<b>5,002</b>		<b>306</b>	<b>275</b>	<b>289</b>	<b>4</b>	<b>874</b>

**Canvass Report — Total Voters — Official  
Primary — Yakima County, Washington — August 06, 2019**

Total Number of Voters: 13,026 of 47,097 = 27.66%

Precincts Reporting 0 of 66 = 0.00%

**City of Wapato Mayor**

Precinct	Blank Ballots Cast	Over Votes	Under Votes	Total Ballots Cast	Registered Voters	Percent Turnout	Dora E. Alvarez-Roa	Brinda Quintanilla-Bautista	Gina R. Ramos	Joseph (JC) Wofford	Keith Workman	Leah Smartlowit	Write-In	Totals
2501	0	0	2	263	1,017	25.86%	18	17	23	45	140	18	0	261
2502	0	0	0	126	586	21.50%	12	19	14	19	50	12	0	126
Provisional	0	0	0	0	0	0.00%	0	0	0	0	0	0	0	0
<b>Totals:</b>	<b>0</b>	<b>0</b>	<b>2</b>	<b>389</b>	<b>1,603</b>		<b>30</b>	<b>36</b>	<b>37</b>	<b>64</b>	<b>190</b>	<b>30</b>	<b>0</b>	<b>387</b>

**Canvass Report — Total Voters — Official  
Primary — Yakima County, Washington — August 06, 2019**

Total Number of Voters: 13,026 of 47,097 = 27.66%

Precincts Reporting 0 of 66 = 0.00%

**City of Wapato Council, Position 2**

Precinct	Blank Ballots Cast	Over Votes	Under Votes	Total Ballots Cast	Registered Voters	Percent Turnout	Edwin Andrade	Jesse Farias	Joel Torres	Write-In	Totals
2501	0	0	5	263	1,017	25.86%	41	175	39	3	258
2502	0	0	3	126	586	21.50%	24	82	16	1	123
Provisional	0	0	0	0	0	0.00%	0	0	0	0	0
<b>Totals:</b>	<b>0</b>	<b>0</b>	<b>8</b>	<b>389</b>	<b>1,603</b>		<b>65</b>	<b>257</b>	<b>55</b>	<b>4</b>	<b>381</b>

**Canvass Report — Total Voters — Official  
Primary — Yakima County, Washington — August 06, 2019**

Total Number of Voters: 13,026 of 47,097 = 27.66%

Precincts Reporting 0 of 66 = 0.00%

**City of Wapato Council, Position 4**

Precinct	Blank Ballots Cast	Over Votes	Under Votes	Total Ballots Cast	Registered Voters	Percent Turnout	Marla Floresca Hernandez	Doug Milne	Margaret Estrada	Frank Jaime	Barbie (Barbara) Hilaric	Write-In	Totals
2501	0	0	10	263	1,017	25.86%	47	53	82	51	20	0	253
2502	0	0	3	126	586	21.50%	26	27	27	28	15	0	123
Provisional	0	0	0	0	0	0.00%	0	0	0	0	0	0	0
<b>Totals:</b>	<b>0</b>	<b>0</b>	<b>13</b>	<b>389</b>	<b>1,603</b>		<b>73</b>	<b>80</b>	<b>109</b>	<b>79</b>	<b>35</b>	<b>0</b>	<b>376</b>

**Canvass Report — Total Voters — Official  
Primary — Yakima County, Washington — August 06, 2019**

Total Number of Voters: 13,026 of 47,097 = 27.66%

Precincts Reporting 0 of 66 = 0.00%

**City of Wapato Council, Position 5**

Precinct	Blank Ballots Cast	Over Votes	Under Votes	Total Ballots Cast	Registered Voters	Percent Turnout	Frances M. Ayres	Irasema Gonzalez Cantu	Cindy V. Goodin	Tony Guzmán	Roberto Reyna	Write-In	Totals
2501	0	0	9	263	1,017	25.86%	56	31	45	83	36	3	254
2502	0	0	3	126	586	21.50%	28	14	19	43	19	0	123
Provisional	0	0	0	0	0	0.00%	0	0	0	0	0	0	0
<b>Totals:</b>	<b>0</b>	<b>0</b>	<b>12</b>	<b>389</b>	<b>1,603</b>		<b>84</b>	<b>45</b>	<b>64</b>	<b>126</b>	<b>55</b>	<b>3</b>	<b>377</b>

**Canvass Report — Total Voters — Official  
Primary — Yakima County, Washington — August 06, 2019**

Total Number of Voters: 13,026 of 47,097 = 27.66%

Precincts Reporting 0 of 66 = 0.00%

**City of Wapato Council, Position 6**

Precinct	Blank Ballots Cast	Over Votes	Under Votes	Total Ballots Cast	Registered Voters	Percent Turnout	Danae Pugh	Judith Owens-Canapo	Rosemary "Rosie" Reyes	Write-In	Totals
2501	0	0	7	263	1,017	25.86%	24	170	61	1	256
2502	0	0	3	126	586	21.50%	18	67	38	0	123
Provisional	0	0	0	0	0	0.00%	0	0	0	0	0
<b>Totals:</b>	<b>0</b>	<b>0</b>	<b>10</b>	<b>389</b>	<b>1,603</b>		<b>42</b>	<b>237</b>	<b>99</b>	<b>1</b>	<b>379</b>



**Canvass Report — Total Voters — Official  
Primary — Yakima County, Washington — August 06, 2019**

Total Number of Voters: 13,026 of 47,097 = 27.66%

Precincts Reporting 0 of 66 = 0.00%

**City of Wapato Council, Position 7 At-Large**

Precinct	Blank Ballots Cast	Over Votes	Under Votes	Total Ballots Cast	Registered Voters	Percent Turnout	George Perea	Karina M. Lara	Caroline Solis	Write-In	Totals
2501	0	0	12	263	1,017	25.86%	35	69	145	2	251
2502	0	0	6	126	586	21.50%	26	35	57	2	120
Provisional	0	0	0	0	0	0.00%	0	0	0	0	0
<b>Totals:</b>	<b>0</b>	<b>0</b>	<b>18</b>	<b>389</b>	<b>1,603</b>		<b>61</b>	<b>104</b>	<b>202</b>	<b>4</b>	<b>371</b>

**Canvass Report — Total Voters — Official  
Primary — Yakima County, Washington — August 06, 2019**

Total Number of Voters: 13,026 of 47,097 = 27.66%

Precincts Reporting 0 of 66 = 0.00%

**City of Yakima Council, District 1**

Precinct	Blank Ballots Cast	Over Votes	Under Votes	Total Ballots Cast	Registered Voters	Percent Turnout	Kenton Gartrell	Eliana Macias	Matthew Sagen	Write-In	Totals
0102	1	0	1	71	348	20.40%	26	35	9	0	70
0103	0	0	0	114	595	19.16%	68	31	12	3	114
0104	0	0	0	36	282	12.77%	15	13	8	0	36
0105	1	0	1	102	515	19.81%	47	42	11	1	101
0112	0	0	0	63	425	14.82%	22	34	7	0	63
0113	0	0	0	177	1,142	15.50%	65	106	6	0	177
Provisional	0	0	0	0	0	0.00%	0	0	0	0	0
<b>Totals:</b>	<b>2</b>	<b>0</b>	<b>2</b>	<b>563</b>	<b>3,307</b>		<b>243</b>	<b>261</b>	<b>53</b>	<b>4</b>	<b>561</b>

# Canvass Report — Total Voters — Official Primary — Yakima County, Washington — August 06, 2019

Total Number of Voters: 13,026 of 47,097 = 27.66%

Precincts Reporting 0 of 66 = 0.00%

## City of Yakima Council, District 3

Precinct	Blank Ballots Cast	Over Votes	Under Votes	Total Ballots Cast	Registered Voters	Percent Turnout	Berenice L. Ponce	Patricia Byers	Thomas B. Sund	Write-In	Totals
0130	2	1	2	301	1,201	25.06%	104	123	70	1	298
0140	2	0	2	177	1,193	14.84%	37	91	46	1	175
0142	1	0	1	187	489	38.24%	24	130	31	1	186
0144	0	0	0	0	5	0.00%	0	0	0	0	0
0150	0	0	0	118	803	14.69%	48	48	22	0	118
0155	0	0	0	348	883	39.41%	51	92	202	3	348
0162	0	0	0	105	268	39.18%	15	31	59	0	105
0170	0	0	0	109	484	22.52%	41	37	31	0	109
0173	1	0	1	198	685	28.91%	40	104	50	3	197
0175	0	0	0	148	432	34.26%	20	63	64	1	148
Provisional	0	0	0	0	0	0.00%	0	0	0	0	0
<b>Totals:</b>	<b>6</b>	<b>1</b>	<b>6</b>	<b>1,691</b>	<b>6,443</b>		<b>380</b>	<b>719</b>	<b>575</b>	<b>10</b>	<b>1,684</b>

**Canvass Report — Total Voters — Official  
Primary — Yakima County, Washington — August 06, 2019**

Total Number of Voters: 13,026 of 47,097 = 27.66%

Precincts Reporting 0 of 66 = 0.00%

**City of Yakima Council, District 5**

Precinct	Blank Ballots Cast	Over Votes	Under Votes	Total Ballots Cast	Registered Voters	Percent Turnout	Mark Collins	Soneya Lund	Liz Hallock	Write-In	Totals
0110	1	0	1	230	817	28.15%	56	99	74	0	229
0111	3	0	3	193	887	21.76%	73	77	39	1	190
0131	1	0	1	285	903	31.56%	51	104	129	0	284
0132	1	0	1	183	954	19.18%	52	70	60	0	182
0133	8	0	8	267	1,176	22.70%	97	87	74	1	259
0139	4	0	4	325	988	32.89%	124	106	91	0	321
0169	1	0	1	395	1,101	35.88%	108	143	140	3	394
Provisional	0	0	0	0	0	0.00%	0	0	0	0	0
<b>Totals:</b>	<b>19</b>	<b>0</b>	<b>19</b>	<b>1,878</b>	<b>6,826</b>		<b>561</b>	<b>686</b>	<b>607</b>	<b>5</b>	<b>1,859</b>

**Canvass Report — Total Voters — Official  
Primary — Yakima County, Washington — August 06, 2019**

Total Number of Voters: 13,026 of 47,097 = 27.66%

Precincts Reporting 0 of 66 = 0.00%

**City of Yakima Council, District 7**

Precinct	Blank Ballots Cast	Over Votes	Under Votes	Total Ballots Cast	Registered Voters	Percent Turnout	Tracey Bautista	Holly N. Cousens	Sarah Towell	Write-In	Totals
0134	3	0	3	360	1,193	30.18%	48	246	61	2	357
0138	3	0	3	346	1,059	32.67%	47	232	60	4	343
0153	3	0	3	179	835	21.44%	20	120	36	0	176
0154	2	0	2	203	1,179	17.22%	36	120	44	1	201
0180	1	0	1	226	1,014	22.29%	32	150	36	7	225
0181	4	0	4	271	950	28.53%	33	187	47	0	267
0186	0	0	0	171	541	31.61%	20	126	24	1	171
0188	0	0	0	223	830	26.87%	25	164	34	0	223
0191	0	0	0	0	1	0.00%	0	0	0	0	0
0192	0	0	0	102	704	14.49%	10	68	24	0	102
0193	2	0	2	136	439	30.98%	15	95	22	2	134
Provisional	0	0	0	0	0	0.00%	0	0	0	0	0
<b>Totals:</b>	<b>18</b>	<b>0</b>	<b>18</b>	<b>2,217</b>	<b>8,745</b>		<b>286</b>	<b>1,508</b>	<b>388</b>	<b>17</b>	<b>2,199</b>

**Canvass Report — Total Voters — Official  
Primary — Yakima County, Washington — August 06, 2019**

Total Number of Voters: 13,026 of 47,097 = 27.66%

Precincts Reporting 0 of 66 = 0.00%

**Mount Adams School District No. 209 Director, District 2**

Precinct	Blank Ballots Cast	Over Votes	Under Votes	Total Ballots Cast	Registered Voters	Percent Turnout	Shawna Young	Joseph Larez	Todd G. Spencer	Write-In	Totals
0701	0	0	0	61	269	22.68%	7	17	37	0	61
3701	1	0	1	113	549	20.58%	35	14	63	0	112
5012	2	0	2	183	1,111	16.47%	95	18	67	1	181
Provisional	0	0	0	0	0	0.00%	0	0	0	0	0
<b>Totals:</b>	<b>3</b>	<b>0</b>	<b>3</b>	<b>357</b>	<b>1,929</b>		<b>137</b>	<b>49</b>	<b>167</b>	<b>1</b>	<b>354</b>

**Canvass Report — Total Voters — Official  
Primary — Yakima County, Washington — August 06, 2019**

Total Number of Voters: 13,026 of 47,097 = 27.66%

Precincts Reporting 0 of 66 = 0.00%

**City of Selah Proposition No. 1 Levy Lid Lift for Support of Fire Services - Levy Lid Lift**

Precinct	Blank Ballots Cast	Over Votes	Under Votes	Total Ballots Cast	Registered Voters	Percent Turnout	Yes	No	Totals
1501	0	0	1	240	924	25.97%	181	58	239
1502	0	0	2	480	1,183	40.57%	365	113	478
1503	0	0	4	426	925	46.05%	312	110	422
1504	0	0	2	499	1,141	43.73%	354	143	497
Provisional	0	0	0	0	0	0.00%	0	0	0
<b>Totals:</b>	<b>0</b>	<b>0</b>	<b>9</b>	<b>1,645</b>	<b>4,173</b>		<b>1,212</b>	<b>424</b>	<b>1,636</b>

**Canvass Report — Total Voters — Official  
Primary — Yakima County, Washington — August 06, 2019**

Total Number of Voters: 13,026 of 47,097 = 27.66%

Precincts Reporting 0 of 66 = 0.00%

**Fire Protection District No. 2 Proposition No. 1 Levy Lid Lift for Support of Fire Services**

Precinct	Blank Ballots Cast	Over Votes	Under Votes	Total Ballots Cast	Registered Voters	Percent Turnout	Yes	No	Totals
3900	0	0	6	355	850	41.76%	219	130	349
3901	0	0	2	164	449	36.53%	111	51	162
3903	0	0	11	470	1,171	40.14%	318	141	459
4102	0	0	0	28	75	37.33%	22	6	28
4108	0	0	0	232	527	44.02%	155	77	232
4112	0	0	2	524	1,186	44.18%	370	152	522
4115	0	0	0	100	294	34.01%	70	30	100
4402	0	0	0	216	563	38.37%	134	82	216
4602	0	0	0	200	545	36.70%	149	51	200
4603	0	0	1	375	916	40.94%	286	88	374
4604	0	0	1	159	367	43.32%	103	55	158
4605	0	0	0	127	468	27.14%	81	46	127
5016	0	0	0	194	494	39.27%	124	70	194
Provisional	0	0	0	0	0	0.00%	0	0	0
<b>Totals:</b>	<b>0</b>	<b>0</b>	<b>23</b>	<b>3,144</b>	<b>7,905</b>		<b>2,142</b>	<b>979</b>	<b>3,121</b>



**Canvass Report — Total Voters — Official  
Primary — Yakima County, Washington — August 06, 2019**

Total Number of Voters: 13,026 of 47,097 = 27.66%

Precincts Reporting 0 of 66 = 0.00%

**Selah Park & Recreation Service Area Proposition No. 1 Six-Year Regular Property Tax Levy**

Precinct	Blank Ballots Cast	Over Votes	Under Votes	Total Ballots Cast	Registered Voters	Percent Turnout	Yes	No	Totals
1501	0	0	0	240	924	25.97%	145	95	240
1502	0	0	2	480	1,183	40.57%	310	168	478
1503	0	0	2	426	925	46.05%	263	161	424
1504	0	0	3	499	1,141	43.73%	298	198	496
3504	0	0	0	4	24	16.67%	0	4	4
3602	0	0	0	23	37	62.16%	17	6	23
3900	0	0	0	355	850	41.76%	183	172	355
3901	0	0	0	164	449	36.53%	83	81	164
3903	0	0	4	470	1,171	40.14%	264	202	466
4108	0	0	0	221	509	43.42%	133	88	221
4112	0	0	1	524	1,186	44.18%	301	222	523
4115	0	0	0	7	17	41.18%	5	2	7
4402	0	0	0	216	563	38.37%	109	107	216
4602	0	0	0	200	545	36.70%	126	74	200
4603	0	0	0	375	916	40.94%	235	140	375
4604	0	0	0	159	367	43.32%	90	69	159
4605	0	0	0	127	468	27.14%	70	57	127
5016	0	0	0	194	494	39.27%	121	73	194
Provisional	0	0	0	0	0	0.00%	0	0	0
<b>Totals:</b>	<b>0</b>	<b>0</b>	<b>12</b>	<b>4,684</b>	<b>11,769</b>		<b>2,753</b>	<b>1,919</b>	<b>4,672</b>

**Unresolved Write-Ins — Official  
Primary — Yakima County, Washington — August 06,2019**

Page 1 of 13

08/20/2019 08:42 AM

Total Number of Voters : 13,026 of 47,097 = 27.66%

Precincts Reporting 0 of 66 = 0.00%

Contest Title	Unresolved Write-In Names	Number of Votes
Legislative District 13 Representative, Position 2	Alice Cooper Brad Helms John Haner Not a valid vote Timothy M Brezo	1 1 1 1 1
<b>Total Unresolved Write-In Names for Contest:</b>	<b>5</b>	
<b>Total number of votes:</b>		<b>5</b>

**Unresolved Write-Ins — Official  
Primary — Yakima County, Washington — August 06,2019**

Page 2 of 13

08/20/2019 08:42 AM

Total Number of Voters : 13,026 of 47,097 = 27.66%

Precincts Reporting 0 of 66 = 0.00%

Contest Title	Unresolved Write-In Names	Number of Votes
City of Granger Council, Position 5	Al Meza III	2
<b>Total Unresolved Write-In Names for Contest: 1</b>		
<b>Total number of votes:</b>		<b>2</b>

**Unresolved Write-Ins — Official  
Primary — Yakima County, Washington — August 06,2019**

Page 3 of 13

08/20/2019 08:42 AM

Total Number of Voters : 13,026 of 47,097 = 27.66%

Precincts Reporting 0 of 66 = 0.00%

Contest Title	Unresolved Write-In Names	Number of Votes
City of Sunnyside Council, Position 5	Gloria Mendoza Not a valid vote Ryan Maxwell	1 2 1
<b>Total Unresolved Write-In Names for Contest: 3</b>		
<b>Total number of votes:</b>		<b>4</b>

**Unresolved Write-Ins — Official  
Primary — Yakima County, Washington — August 06,2019**

Page 4 of 13

08/20/2019 08:42 AM

Total Number of Voters : 13,026 of 47,097 = 27.66%

Precincts Reporting 0 of 66 = 0.00%

Contest Title	Unresolved Write-In Names	Number of Votes
City of Sunnyside Council, Position 7	Chelsea Dimas	1
	Not a valid vote	2
	Tono Sandoval	1
<b>Total Unresolved Write-In Names for Contest: 3</b>		
<b>Total number of votes:</b>		<b>4</b>

**Unresolved Write-Ins — Official  
Primary — Yakima County, Washington — August 06,2019**

Page 5 of 13

08/20/2019 08:42 AM

Total Number of Voters : 13,026 of 47,097 = 27.66%

Precincts Reporting 0 of 66 = 0.00%

Contest Title	Unresolved Write-In Names	Number of Votes
City of Wapato Council, Position 2	Gabriel Ramos	1
	Johnny Rodriguez	1
	Linda Garcia	1
	Not a valid vote	1
<b>Total Unresolved Write-In Names for Contest: 4</b>		
<b>Total number of votes:</b>		<b>4</b>

**Unresolved Write-Ins — Official  
Primary — Yakima County, Washington — August 06,2019**

Page 6 of 13

08/20/2019 08:42 AM

Total Number of Voters : 13,026 of 47,097 = 27.66%

Precincts Reporting 0 of 66 = 0.00%

Contest Title	Unresolved Write-In Names	Number of Votes
City of Wapato Council, Position 5	Chuck Stephens	1
	Lee Campos	2
<b>Total Unresolved Write-In Names for Contest: 2</b>		
<b>Total number of votes:</b>		<b>3</b>

**Unresolved Write-Ins — Official  
Primary — Yakima County, Washington — August 06,2019**

Page 7 of 13

08/20/2019 08:42 AM

Total Number of Voters : 13,026 of 47,097 = 27.66%

Precincts Reporting 0 of 66 = 0.00%

Contest Title	Unresolved Write-In Names	Number of Votes
City of Wapato Council, Position 6	Ricardo Garcia	1
<b>Total Unresolved Write-In Names for Contest: 1</b>		
<b>Total number of votes:</b>		<b>1</b>



**Unresolved Write-Ins — Official  
Primary — Yakima County, Washington — August 06,2019**

Page 8 of 13

08/20/2019 08:42 AM

Total Number of Voters : 13,026 of 47,097 = 27.66%

Precincts Reporting 0 of 66 = 0.00%

Contest Title	Unresolved Write-In Names	Number of Votes
City of Wapato Council, Position 7 At-Large	George Hernandez	1
	Larry Facio	1
	Linda Garcia	1
	Ricardo Garcia	1
<b>Total Unresolved Write-In Names for Contest: 4</b>		
<b>Total number of votes:</b>		<b>4</b>

**Unresolved Write-Ins — Official  
Primary — Yakima County, Washington — August 06,2019**

Page 9 of 13

08/20/2019 08:42 AM

Total Number of Voters : 13,026 of 47,097 = 27.66%

Precincts Reporting 0 of 66 = 0.00%

Contest Title	Unresolved Write-In Names	Number of Votes
City of Yakima Council, District 1	Guillermo Wilson Ileana Valencia Michael H Childs Pat Paulson	1 1 1 1
<b>Total Unresolved Write-In Names for Contest: 4</b>		<b>4</b>
<b>Total number of votes:</b>		<b>4</b>

**Unresolved Write-Ins — Official  
Primary — Yakima County, Washington — August 06,2019**

Page 10 of 13

08/20/2019 08:42 AM

Total Number of Voters : 13,026 of 47,097 = 27.66%

Precincts Reporting 0 of 66 = 0.00%

Contest Title	Unresolved Write-In Names	Number of Votes
City of Yakima Council, District 3	Alma Ramirez Carmen Mendez Jeffrey W. Keller Not a valid vote	1 1 1 7
<b>Total Unresolved Write-In Names for Contest: 4</b>		<b>10</b>

**Unresolved Write-Ins — Official  
Primary — Yakima County, Washington — August 06,2019**

Page 11 of 13

08/20/2019 08:42 AM

Total Number of Voters : 13,026 of 47,097 = 27.66%

Precincts Reporting 0 of 66 = 0.00%

Contest Title	Unresolved Write-In Names	Number of Votes
City of Yakima Council, District 5	Joe Mann Julie Buse Lucy M Michael Gunderson Robert Sorenson	1 1 1 1 1
<b>Total Unresolved Write-In Names for Contest: 5</b>		<b>5</b>
<b>Total number of votes:</b>		<b>5</b>

**Unresolved Write-Ins — Official  
Primary — Yakima County, Washington — August 06,2019**

Page 12 of 13

08/20/2019 08:42 AM

Total Number of Voters : 13,026 of 47,097 = 27.66%

Precincts Reporting 0 of 66 = 0.00%

Contest Title	Unresolved Write-In Names	Number of Votes
City of Yakima Council, District 7	Berenice Ponce David Kaye Gunnar Berg Keith Effler Larry Cearlock Not a valid vote Pat Gilmore Patrick Smith Roy Robeck	1 1 1 1 1 9 1 1 1
<b>Total Unresolved Write-In Names for Contest:</b>	<b>9</b>	
<b>Total number of votes:</b>		<b>17</b>

**Unresolved Write-Ins — Official  
Primary — Yakima County, Washington — August 06,2019**

Page 13 of 13

08/20/2019 08:42 AM

Total Number of Voters : 13,026 of 47,097 = 27.66%

Precincts Reporting 0 of 66 = 0.00%

Contest Title	Unresolved Write-In Names	Number of Votes
Mount Adams School District No. 209 Director, District 2	Jerral Campfield	1
<b>Total Unresolved Write-In Names for Contest: 1</b>		
<b>Total number of votes:</b>		<b>1</b>