

OATH OF COUNTY AUDITOR

STATE OF WASHINGTON )  
County of Yakima ) : ss

I solemnly swear that the returns of the Special Election held on May 16, 2000, in Yakima County, State of Washington, have been in no way altered by additions or erasures and that they are the same as when they were deposited in my office.

*Doug Cochran*  
\_\_\_\_\_  
YAKIMA COUNTY AUDITOR

Subscribed and sworn to me this 26th day of May, 2000.


*James J. Salas*  
\_\_\_\_\_  
CHAIRMAN  
BOARD OF COUNTY COMMISSIONERS

CERTIFICATE OF THE CANVASSING BOARD

STATE OF WASHINGTON )  
County of Yakima ) : ss

The undersigned officers designated by law as constituting the Canvassing Board for the County of Yakima, State of Washington, hereby certify that this is a full, true and correct copy of the Abstract of Votes cast at the Special Election held on May 16, 2000, in Yakima County, State of Washington; that the total number of registered voters in all precincts was 21,359; and that the total number of votes cast in such precincts was 10,036.

WITNESS our hands and official seal this 26th day of May, 2000.



*Doug Cochran*  
\_\_\_\_\_  
YAKIMA COUNTY AUDITOR

*James J. Salas*  
\_\_\_\_\_  
CHAIRMAN,  
BOARD OF COUNTY COMMISSIONERS

*Jeffrey C. Puller*  
\_\_\_\_\_  
PROSECUTING ATTORNEY

\*\* Final Report \*\*

Number 12.

=====		=====	
GRANDVIEW SCHOOL DIST	8/ 8	YAKIMA COUNTY	
GENERAL OPERATING LEVY	100.0	REGISTRATION & TURNOUT	
-----		-----	
TAX LEVY - YES	1346 71.9	TOTAL PRECINCTS	39
TAX LEVY - NO	526 28.1	REGISTERED VOTERS	21359
Blank Votes	10 0.5	TURNOUT AT THE POLLS	3038 14.2
Over Votes	0 0.0	ABSENTEE TURNOUT	6856 32.1
=====		=====	
ZILLAH SCHOOL DIST	4/ 4	VOTE BY MAIL TURNOUT	142 0.7
MODERNIZE/EXPANSION BOND	100.0	TOTAL TURNOUT	10036 47.0
-----		-----	
BONDS - YES	496 54.0		
BONDS - NO	422 46.0		
Blank Votes	3 0.3		
Over Votes	0 0.0		
=====		=====	
WEST VALLEY SCHOOL DIST	27/ 27		
GENERAL OPERATING LEVY	100.0		
-----		-----	
TAX LEVY - YES	4807 66.6		
TAX LEVY - NO	2410 33.4		
Blank Votes	16 0.2		
Over Votes	0 0.0		
=====		=====	
SCHOOL DISTRICTS			
REGISTRATION & TURNOUT			
-----		-----	
GRANDVIEW SCHOOL DIST			
TOTAL PRECINCTS	8		
REGISTERED VOTERS	4235		
TURNOUT AT THE POLLS	571 13.5		
ABSENTEE TURNOUT	1224 28.9		
VOTE BY MAIL TURNOUT	87 2.1		
TOTAL TURNOUT	1882 44.4		
ZILLAH SCHOOL DIST			
TOTAL PRECINCTS	4		
REGISTERED VOTERS	2289		
TURNOUT AT THE POLLS	297 13.0		
ABSENTEE TURNOUT	624 27.3		
TOTAL TURNOUT	921 40.2		
WEST VALLEY SCHOOL DIST			
TOTAL PRECINCTS	27		
REGISTERED VOTERS	14835		
TURNOUT AT THE POLLS	2170 14.6		
ABSENTEE TURNOUT	5008 33.8		
VOTE BY MAIL TURNOUT	55 0.4		
TOTAL TURNOUT	7233 48.8		
=====		=====	

May 16, 2000  
Benton Co.

STATE OF WASHINGTON )  
                                  )  
COUNTY OF BENTON )

CERTIFICATE OF CANVASS

We, the County Canvassing Board of Benton County, State of Washington, do hereby certify that the official Special Election returns held on Tuesday, May 16, 2000, were as follows:

GRANDVIEW SCHOOL DISTRICT 116/200

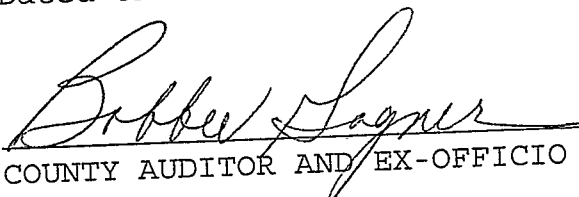
NUMBER OF REGISTERED VOTERS - 184(active) 33(inactive)  
NUMBER OF VOTES CAST - 83

PROPOSITION 1


GENERAL OPERATING EXPENSES LEVY

Tax Levy Yes	-	49	(59.04%)
Tax Levy No	-	34	(40.96%)

Dated this 26th day of May, 2000 .

  
COUNTY AUDITOR AND EX-OFFICIO SUPERVISOR OF ELECTIONS

  
CHAIRMAN, BOARD OF COUNTY COMMISSIONERS

  
COUNTY PROSECUTING ATTORNEY

Precinct	Voters	Trnout	Pct	1	2	3	4	5	6	7	8	9	10
GRANDVIEW 0301	184	72	39.1	2	0	49	21						
GRANDVIEW 0302	837	121	14.5	0	0	108	13						
GRANDVIEW 0303	928	146	15.7	1	0	134	11						
GRANDVIEW 0306	811	113	13.9	0	0	104	9						
BELMA 3101	504	60	11.9	0	0	53	7						
N GRANDVIEW 4105	291	35	12.0	0	0	29	6						
S GRANDVIEW 4610	575	96	16.7	0	0	85	11						
SUNNYVALLEY 4618	105	15	14.3	0	0	10	5						
ABSENTEE PRECINCT 0301	0	13	0.0	0	0	11	2						
ABSENTEE PRECINCT 0302	0	204	0.0	2	0	138	64						
ABSENTEE PRECINCT 0303	0	247	0.0	2	0	160	85						
ABSENTEE PRECINCT 0306	0	253	0.0	2	0	158	93						
ABSENTEE PRECINCT 3101	0	173	0.0	1	0	105	67						
ABSENTEE PRECINCT 4105	0	109	0.0	0	0	53	56						
ABSENTEE PRECINCT 4610	0	189	0.0	0	0	126	63						
ABSENTEE PREINCT 4618	0	36	0.0	0	0	23	13						
==> Precinct Totals	4235	658	15.5	3	0	572	83						
==> Absentee Totals	0	1224	0.0	7	0	774	443						
==> Total Votes	4235	1882	44.4	10	0	1346	526						

C O L U M N L E G E N D

1: GRANDVIEW SCHOOL DIST GENERAL OPERATING LEVY Blank Votes	4: GRANDVIEW SCHOOL DIST GENERAL OPERATING LEVY TAX LEVY - NO	7:	10:
2: GRANDVIEW SCHOOL DIST GENERAL OPERATING LEVY Over Votes	5:	8:	11:
3: GRANDVIEW SCHOOL DIST GENERAL OPERATING LEVY TAX LEVY - YES	6:	9:	12:

Precinct	Voters	Trnout	Pct	1	2	3	4	5	6	7	8	9	10
ZILLAH 2701	834	101	12.1	0	0	73	28						
ZILLAH 2702	331	58	17.5	0	0	34	24						
E ZILLAH 3311	742	92	12.4	0	0	60	32						
S ZILLAH 4622	382	46	12.0	1	0	29	16						
ABSENTEE PRECINCT 2701	0	251	0.0	1	0	138	112						
ABSENTEE PRECINCT 2702	0	72	0.0	0	0	30	42						
ABSENTEE PRECINCT 3311	0	192	0.0	1	0	84	107						
ABSENTEE PRECINCT 4622	0	109	0.0	0	0	48	61						
==> Precinct Totals	2289	297	13.0	1	0	196	100						
==> Absentee Totals	0	624	0.0	2	0	300	322						
==> Total Votes	2289	921	40.2	3	0	496	422						

C O L U M N L E G E N D

1: ZILLAH SCHOOL DIST MODERNIZE/EXPANSION BOND Blank Votes	4: ZILLAH SCHOOL DIST MODERNIZE/EXPANSION BOND BONDS - NO	7:	10:
2: ZILLAH SCHOOL DIST MODERNIZE/EXPANSION BOND Over Votes	5:	8:	11:
3: ZILLAH SCHOOL DIST MODERNIZE/EXPANSION BOND BONDS - YES	6:	9:	12:

Precinct	Voters	Trnout	Pct	1	2	3	4	5	6	7	8	9	10
YAKIMA 0164	15	1	6.7	0	0	1	0						
YAKIMA 0169	138	10	7.2	0	0	7	3						
YAKIMA 0174	582	71	12.2	0	0	67	4						
YAKIMA 0179	781	89	11.4	0	0	81	8						
YAKIMA 0180	673	136	20.2	0	0	124	12						
YAKIMA 0185	91	15	16.5	0	0	11	4						
YAKIMA 0186	307	45	14.7	0	0	39	6						
APPLE VALLEY 3003	857	153	17.9	0	0	128	25						
CHINOOK 3203	435	88	20.2	0	0	76	12						
COTTONWOOD 3205	475	68	14.3	0	0	52	16						
E AHTANUM 3301	738	68	9.2	0	0	54	14						
ENGLEWOOD 3312	766	124	16.2	0	0	114	10						
GROMORE 3605	1059	163	15.4	1	0	114	48						
HARWOOD 3702	959	132	13.8	0	0	117	15						
N TAMPICO 4114	91	39	42.9	0	0	21	18						
S AHTANUM 4623	515	75	14.6	0	0	64	11						
TAMPICO 4801	489	76	15.5	0	0	51	25						
W AHTANUM 5003	985	114	11.6	0	0	87	27						
WESTVIEW 5010	680	120	17.6	0	0	108	12						
WESTWOOD 5011	986	151	15.3	0	0	138	13						
WIDE HOLLOW 5013	638	93	14.6	0	0	69	24						
WILEY CITY 5014	595	81	13.6	0	0	65	16						
WEST VALLEY 5018	672	106	15.8	0	0	99	7						
W WASHINGTON 5020	816	109	13.4	0	0	90	19						
ZIER 5201	489	98	20.0	0	0	88	10						
ABSENTEE PRECINCT 0164	0	7	0.0	0	0	5	2						
ABSENTEE PRECINCT 0169	0	68	0.0	0	0	50	18						
ABSENTEE PRECINCT 0174	0	243	0.0	0	0	152	91						
ABSENTEE PRECINCT 0179	0	319	0.0	2	0	163	154						
ABSENTEE PRECINCT 0180	0	220	0.0	2	0	143	75						
ABSENTEE PRECINCT 0185	0	28	0.0	0	0	24	4						
ABSENTEE PRECINCT 0186	0	137	0.0	0	0	89	48						
ABSENTEE PRECINCT 3003	0	313	0.0	3	0	175	135						
ABSENTEE PRECINCT 3203	0	159	0.0	1	0	100	58						
ABSENTEE PRECINCT 3205	0	156	0.0	3	0	94	59						
ABSENTEE PRECINCT 3301	0	275	0.0	1	0	127	147						
ABSENTEE PRECINCT 3312	0	261	0.0	0	0	182	79						
ABSENTEE PRECINCT 3605	0	316	0.0	0	0	150	166						
ABSENTEE PRECINCT 3702	0	378	0.0	1	0	238	139						

C O L U M N L E G E N D

1: WEST VALLEY SCHOOL DIST GENERAL OPERATING LEVY Blank Votes	4: WEST VALLEY SCHOOL DIST GENERAL OPERATING LEVY TAX LEVY - NO	7:	10:
2: WEST VALLEY SCHOOL DIST GENERAL OPERATING LEVY Over Votes	5:	8:	11:
3: WEST VALLEY SCHOOL DIST GENERAL OPERATING LEVY TAX LEVY - YES	6:	9:	12:

Precinct	Voters	Trnout	Pct	1	2	3	4	5	6	7	8	9	10
ABSENTEE PRECINCT 4114	0	17	0.0	0	0	3	14						
ABSENTEE PRECINCT 4623	0	146	0.0	0	0	92	54						
ABSENTEE PRECINCT 4801	0	132	0.0	1	0	47	84						
ABSENTEE PRECINCT 5003	0	295	0.0	0	0	137	158						
ABSENTEE PRECINCT 5010	0	224	0.0	1	0	141	82						
ABSENTEE PRECINCT 5011	0	257	0.0	0	0	163	94						
ABSENTEE PRECINCT 5013	0	201	0.0	0	0	122	79						
ABSENTEE PRECINCT 5014	0	168	0.0	0	0	105	63						
ABSENTEE PRECINCT 5018	0	212	0.0	0	0	136	76						
ABSENTEE PRECINCT 5020	0	311	0.0	0	0	194	117						
ABSENTEE PRECINCT 5201	0	165	0.0	0	0	110	55						
==> Precinct Totals	14832	2225	15.0	1	0	1865	359						
==> Absentee Totals	0	5008	0.0	15	0	2942	2051						
==> Total Votes	14832	7233	48.8	16	0	4807	2410						

C O L U M N L E G E N D

1: WEST VALLEY SCHOOL DIST GENERAL OPERATING LEVY Blank Votes	4: WEST VALLEY SCHOOL DIST GENERAL OPERATING LEVY TAX LEVY - NO	7:	10:
2: WEST VALLEY SCHOOL DIST GENERAL OPERATING LEVY Over Votes	5:	8:	11:
3: WEST VALLEY SCHOOL DIST GENERAL OPERATING LEVY TAX LEVY - YES	6:	9:	12:

**NOTE:** Voter registration totals on the Final Summary Report and Statement of Vote for West Valley School District do not compare because only one voter in precinct 0163 returned their mail-in ballot. To preserve the secrecy of that one vote, the ballot was counted with precinct 0169. Therefore, the Statement of Vote does not reflect precinct 0163 processing. There was a total of three voters in precinct 0163.