

Oath of Authenticity

STATE OF WASHINGTON)
) ss.
COUNTY OF YAKIMA)

I solemnly swear that the unofficial returns and supporting documentation of the Special Election held on **April 28, 2015** in Yakima County, State of Washington, are true and correct.



County Auditor

Subscribed and sworn before me this 12th day of May, 2015.



County Legislative Authority (witness)



County Prosecuting Attorney (witness)


Certification of the Canvassing Board

STATE OF WASHINGTON)
) ss.
COUNTY OF YAKIMA)


The undersigned officers designated by law as constituting the Canvassing Board for the County of Yakima, State of Washington, hereby certify that this is a full, true and correct copy of the Abstract of Votes including the cumulative results, precinct results, and reconciliation report of votes cast at the Special Election held on **April 28, 2015**, in Yakima County, State of Washington, and that the following are the true and reconciled numbers of voters and votes counted.

Witness our hands and official seal this 12th day of May, 2015.






County Auditor



County Legislative Authority



County Prosecuting Attorney

Reconciliation Form			
County name	Yakima	Registered voters eligible to participate	
Election date	April 28, 2015	Active registered voters	21,272
		Inactive registered voters	1,190

Category Reconciliation (detailed accounting of ballots)						
	Issued (number of voters issued ballots)	Ballots Received	Ballots Accepted	Ballots Not Counted		
				Ballots forwarded to other counties	Ballots Rejected	
Totals for all voter categories	21,316	8,416	8,373	0	43	Discrepancy (If zero, category balances)
UOCAVA	171	17	17	n/a	0	0
Federal write-in	n/a	0	0	n/a	0	0
Provisional (include provisional ballots from other counties)	0	0	0	0	0	0
DREs (do not report ballots filled in with Automarks)	0	0	0	n/a	0	0
All voters not reported above (including regular ballots & ACP)	21,145	8,399	8,356	0	43	0

Are all separate category discrepancy cells zero? If other than zero, check calculations or provide explanation of the category discrepancy.		Write Answer Here			
Voters credited to ballots counted ! Use Enter to move down		If the number of "total valid ballots" differs from the number of "ballots counted," provide an explanation in the space below.		Overall Ballot Reconciliation ! Use Enter to move down	
Credited voters in EMS	8,373	Write Explanation Here		Ballots Received	8,416
Subtract: credited envelopes without ballots	0			Counted	8,373
Add: voters not credited in EMS (examples: FWAB or ACP)	0			Not Counted	43
Total valid ballots	8,373			Discrepancy	0
Discrepancy	0				
If unable to reconcile the number of ballots received, counted, and/or rejected, use this space to describe the investigative process followed.		Write Explanation Here			

County name	Yakima	Active registered voters	21,272
Additional information requested by the Secretary of State. Please answer the questions below:			
For all returned ballots, how many were by:		Of all ballots returned, how many were generated through:	
Email	0	MyBallot	0
Fax	0	Other online programs	0
Deposited at staffed, unstaffed deposit sites and voting centers.	762	eballot option originating from county	3
Report prepared by	K. Fisher, Elections Manager		
Contact number	509.574.1340		

AutoMark® users: Please provide an estimate of the number of voters using	AutoMark® voters:
---	--------------------------

**Cumulative Report — Official
Special Election — Yakima County, Washington — April 28, 2015**

Page 1 of 1

05/12/2015 08:14 AM

Total Number of Voters : 8,373 of 21,272 = 39.36%

Precincts Reporting 0 of 38 = 0.00%

Party	Candidate	Early	Election	Total
-------	-----------	-------	----------	-------

Highland School District No. 203 Proposition No. 1 Bonds to Upgrade and Renovate School Facilities, Vote For 1

Approved	651	62.84%	0	0.00%	651	62.84%
Rejected	385	37.16%	0	0.00%	385	37.16%
Cast Votes:	1,036	100.00%	0	0.00%	1,036	100.00%
Over Votes:	0	0.00%	0	0.00%	0	0.00%
Under Votes:	0	0.00%	0	0.00%	0	0.00%

West Valley School District No. 208 Proposition No. 1 School Improvement Bonds, Vote For 1

Approved	3,886	53.01%	0	0.00%	3,886	53.01%
Rejected	3,445	46.99%	0	0.00%	3,445	46.99%
Cast Votes:	7,331	99.92%	0	0.00%	7,331	99.92%
Over Votes:	0	0.00%	0	0.00%	0	0.00%
Under Votes:	6	0.08%	0	0.00%	6	0.08%

**Canvass Report — Absentee Voters — Official
Special Election — Yakima County, Washington — April 28, 2015**

Total Number of Voters : 8,373 of 21,272 = 39.36%

Precincts Reporting 0 of 38 = 0.00%

Highland School District No. 203 Proposition No. 1 Bonds to Upgrade and Renovate School Facilities

Precinct	Absentee Ballots Cast	Total Ballots Cast	Registered Voters	Percent Turnout	Approved	Rejected	Totals
1901	123	123	360	34.17%	83	40	123
3305	*	*	3	66.67%	*	*	*
3308	324	324	736	44.02%	188	136	324
3904	*	*	11	36.36%	*	*	*
4101	125	125	288	43.40%	76	49	125
4104	224	224	615	36.42%	139	85	224
4609	129	129	316	40.82%	85	44	129
4626	*	*	40	20.00%	*	*	*
4627	92	92	214	42.99%	64	28	92
5010	*	*	8	62.50%	*	*	*
Provisional	0	0	0	00.00%	0	0	0
Totals	1036	1036	2591		651	385	1036

**Canvass Report — Absentee Voters — Official
Special Election — Yakima County, Washington — April 28, 2015**

Total Number of Voters : 8,373 of 21,272 = 39.36%

Precincts Reporting 0 of 38 = 0.00%

West Valley School District No. 208 Proposition No. 1 School Improvement Bonds

Precinct	Absentee Ballots Cast	Total Ballots Cast	Registered Voters	Percent Turnout	Approved	Rejected	Totals
0163	380	380	778	48.84%	221	159	380
0167	75	75	170	44.12%	50	24	74
0168	*	*	6	50.00%	*	*	*
0177	390	390	1008	38.69%	224	165	389
0179	277	277	799	34.67%	167	110	277
0180	235	235	541	43.44%	145	90	235
0181	341	341	909	37.51%	170	171	341
0182	542	542	1233	43.96%	325	217	542
0183	305	305	685	44.53%	197	108	305
0185	361	361	841	42.93%	210	151	361
0186	375	375	1177	31.86%	228	147	375
0187	355	355	777	45.69%	197	158	355
0188	444	444	1094	40.59%	252	192	444
0189	265	265	684	38.74%	149	116	265
0190	180	180	491	36.66%	78	102	180
3004	10	10	26	38.46%	0	10	10
3203	351	351	834	42.09%	183	167	350
3205	410	410	1077	38.07%	184	226	410
3301	179	179	577	31.02%	69	110	179
3605	539	539	1333	40.44%	218	320	538
4114	90	90	249	36.14%	36	54	90
4601	*	*	17	47.06%	*	*	*
4623	27	27	104	25.96%	7	20	27
4801	422	422	1153	36.60%	170	251	421
5003	242	242	725	33.38%	134	108	242
5010	86	86	189	45.50%	40	45	85
5014	239	239	764	31.28%	97	142	239
5020	206	206	440	46.82%	128	78	206
Provisional	0	0	0	00.00%	0	0	0
Totals	7337	7337	18681		3886	3445	7331