

OATH OF COUNTY AUDITOR

STATE OF WASHINGTON )  
: ss  
County of Yakima )

I solemnly swear that the returns of the Special Election held on February 3, 2004, in Yakima County, State of Washington, have been in no way altered by additions or erasures and that they are the same as when they were deposited in my office.

*J. Robinson*  
YAKIMA COUNTY AUDITOR

Subscribed and sworn to me this 13th day of February, 2004.


*R. J. Danne*  
VICE - CHAIRMAN  
BOARD OF COUNTY COMMISSIONERS

CERTIFICATE OF THE CANVASSING BOARD

STATE OF WASHINGTON )  
: ss  
County of Yakima )

The undersigned officers designated by law as constituting the Canvassing Board for the County of Yakima, State of Washington, hereby certify that this is a full, true and correct copy of the Abstract of Votes cast at the Special Election held on February 3, 2004, in Yakima County, State of Washington; that the total number of registered voters in all precincts was 76,298; and that the total number of votes cast in such precincts was 35,101.

WITNESS our hands and official seal this 13th day of February, 2004.



*J. Robinson*  
YAKIMA COUNTY AUDITOR

*R. J. Danne*  
VICE - CHAIRMAN,  
BOARD OF COUNTY COMMISSIONERS


*J. [Signature]* DPA  
for PROSECUTING ATTORNEY *Ronald S Zirkle*


CERTIFICATION OF ELECTION RETURNS


State of Washington     }  
                                  }  
County of Kittitas       } ss.

The undersigned, being the officers designated by law and constituting the Canvassing Board of Kittitas County, hereby certify that the attached abstract of returns consisting of **1 page**, is a true and correct copy of the votes polled for the **Special Election** held for **Selah School District No. 119** on the **3<sup>rd</sup> day of February, 2004**, as taken from the official records; and that the statement and return contains the issue and the number of votes cast for said issue.

Witness our hands and seal this **13<sup>th</sup> day of February, 2004**.

  
\_\_\_\_\_  
Auditor  
Kittitas County, Washington

  
\_\_\_\_\_  
Chairperson, Board of County Commissioners  
Kittitas County, Washington

  
\_\_\_\_\_  
Prosecuting Attorney  
Kittitas County, Washington

**ABSTRACT OF ELECTION RETURNS  
SELAH SCHOOL DISTRICT NO 119**

**M & O LEVY**  
February 3, 2004

PRECINCT	REGISTERED ACTIVE VOTERS	VOTES CAST	YES	NO
VOTE BY MAIL	35	14	11	3
TOTALS	35	14	11	3

***Validation totals are as follows:***

*Votes cast in the general election of 11/4/2003- see Yakima County for validation totals*



**voter List**



P. 02/02  
 1 Date: 1/23/2004  
 2 IDAVIT PRECINCT AV VOTER NAME STREET CITY/STATE/ZIP PHONE ORIG REG PTY DOB

RT BY NAME/ALPHA  
 LECT (VOTER STATUS) IN ['A','P']) AND (PRECINCT,PRECINCT) IN ['5202' TO '5202'])

TOTAL P. 02

509 574 1341  
 10629 5202 409 BUCK, RICHARD K 370 TIL NAYT SHA MATTAWA WA 99344 6/15/2001 NP

71563 5202 409 Y SEELATSEE, LENORA 370 TIL NAYT SHA MATTAWA WA 99344 8/22/1998 NP

11740 5202 409 Y TAHMALWASH, MARTHA C 140 TIL NAYT SHA MATTAWA WA 99344 8/3/2001 NP

257857 5202 409 WYENA, JR PATRICK H 90 WANAPUM CIR MATTAWA WA 99349 10/4/1996 NP

MAILING ADDRESS : PO BOX 1621 MATTAWA WA 99349  
 1 W  
 4

*Shirley Smith*

*Resent 1-23-04*

Union Gap School Dist Maintain & Operate Levy	6/ 6 100.0	Mabton School Dist Maintain & Operate Levy	4/ 4 100.0	West Valley School Dist Maintain & Operate Levy	20/ 20 100.0
LEVY - YES 71.89% Passed	376 71.8	LEVY - YES 80.94% Passed	242 80.7	LEVY - YES 60.63% Passed	4459 60.5
LEVY - NO	147 28.1	LEVY - NO	57 19.0	LEVY - NO	2895 39.3
Blank Votes	1 0.2	Blank Votes	0 0.0	Blank Votes	10 0.1
Over Votes	0 0.0	Over Votes	1 0.3	Over Votes	1 0.0
Naches Valley Schl Dist Maintain & Operate Levy	15/ 15 100.0	Sunnyside School Dist Maintain & Operate Levy	14/ 14 100.0		
LEVY - YES 67.15% Passed	1801 67.0	LEVY - YES 65.28% Passed	1480 64.6		
LEVY - NO	881 32.8	LEVY - NO	787 34.4		
Blank Votes	8 0.3	Blank Votes	24 1.0		
Over Votes	0 0.0	Over Votes	0 0.0		
Naches Valley Schl Dist Proposition No. 2 - Bond	15/ 15 100.0	Sunnyside School Dist Proposition No. 1 - Bond	14/ 14 100.0		
APPROVED 56.06% Failed	1462 54.3	APPROVED 62.97% Passed	1396 60.9		
REJECTED	1146 42.6	REJECTED	821 35.8		
Blank Votes	82 3.0	Blank Votes	74 3.2		
Over Votes	0 0.0	Over Votes	0 0.0		
Yakima School Dist Maintain & Operate Levy	30/ 30 100.0	Highland School Dist Maintain & Operate Levy	11/ 11 100.0		
LEVY - YES 61.31% Passed	7114 61.2	LEVY - YES 60.50% Passed	677 60.4		
LEVY - NO	4490 38.6	LEVY - NO	442 39.4		
Blank Votes	10 0.1	Blank Votes	1 0.1		
Over Votes	7 0.1	Over Votes	1 0.1		
East Valley School Dist Maintain & Operate Levy	11/ 11 100.0	Granger School Dist Maintain & Operate Levy	5/ 5 100.0		
LEVY - YES 65.25% Passed	2188 65.2	LEVY - YES 59.04% Failed	346 58.4		
LEVY - NO	1165 34.7	LEVY - NO	240 40.5		
Blank Votes	1 0.0	Blank Votes	6 1.0		
Over Votes	2 0.1	Over Votes	0 0.0		
Selah School Dist Maintain & Operate Levy	19/ 19 100.0	Zillah School Dist Maintain & Operate Levy	2/ 2 100.0		
LEVY - YES 63.26% Passed	2640 63.2	LEVY - YES 63.33% Passed	613 63.2		
LEVY - NO	1533 36.7	LEVY - NO	355 36.6		
Blank Votes	5 0.1	Blank Votes	2 0.2		
Over Votes	2 0.0	Over Votes	0 0.0		

School Districts Registration & Turnout		School Districts Registration & Turnout	
-----		-----	
Union Gap School Dist		Sunnyside School Dist	
Total Precincts	6	Total Precincts	14
Registered Voters	1300	Registered Voters	6123
Turnout at the Polls	119 9.2	Turnout at the Polls	341 5.6
Vote by Mail Turnout	30 2.3	Vote by Mail Turnout	172 2.8
Absentee Turnout	375 28.8	Absentee Turnout	1778 29.0
Total Turnout	524 40.3	Total Turnout	2291 37.4
Naches Valley Schl Dist		Highland School Dist	
Total Precincts	15	Total Precincts	11
Registered Voters	4729	Registered Voters	2201
Vote by Mail Turnout	978 20.7	Turnout at the Polls	153 7.0
Absentee Turnout	1712 36.2	Vote by Mail Turnout	197 9.0
Total Turnout	2690 56.9	Absentee Turnout	771 35.0
Yakima School Dist		Granger School Dist	
Total Precincts	30	Total Precincts	5
Registered Voters	26240	Registered Voters	1474
Turnout at the Polls	1787 6.8	Turnout at the Polls	53 3.6
Vote by Mail Turnout	210 0.8	Vote by Mail Turnout	188 12.8
Absentee Turnout	9624 36.7	Absentee Turnout	351 23.8
Total Turnout	11621 44.3	Total Turnout	592 40.2
East Valley School Dist		Zillah School Dist	
Total Precincts	11	Total Precincts	2
Registered Voters	7121	Registered Voters	2283
Turnout at the Polls	442 6.2	Turnout at the Polls	238 10.4
Vote by Mail Turnout	141 2.0	Absentee Turnout	732 32.1
Absentee Turnout	2773 38.9	Total Turnout	970 42.5
Total Turnout	3356 47.1		
Selah School Dist		West Valley School Dist	
Total Precincts	19	Total Precincts	20
Registered Voters	8857	Registered Voters	15066
Turnout at the Polls	683 7.7	Turnout at the Polls	1079 7.2
Vote by Mail Turnout	351 4.0	Vote by Mail Turnout	129 0.9
Absentee Turnout	3146 35.5	Absentee Turnout	6157 40.9
Total Turnout	4180 47.2	Total Turnout	7365 48.9
Mabton School Dist		Yakima County	
Total Precincts	4	Registration & Turnout	
Registered Voters	904	-----	
Turnout at the Polls	93 10.3	Total Precincts	117
Vote by Mail Turnout	30 3.3	Registered Voters	76298
Absentee Turnout	177 19.6	Turnout at the Polls	4988 6.5
Total Turnout	300 33.2	Vote by Mail Turnout	2426 3.2
=====		Absentee Turnout	27596 36.2
		Total Turnout	35010 45.9
		=====	

Precinct	Voters	Trnout	Pct	1	2	3	4	5	6	7	8	9	10	11	12
UNION GAP 2301	562	54	9.6	0	0	46	8								
UNION GAP 2303	592	64	10.8	0	0	56	8								
UNION GAP 2306	81	1	1.2	0	0	1	0								
FAIRVIEW 3502	0	0	0.0	0	0	0	0								
FULLBRIGHT 3503	65	30	46.2	0	0	18	12								
PARKER HGTS 4401	0	0	0.0	0	0	0	0								
ABSENTEE PRECINCT 2301	0	163	0.0	1	0	108	54								
ABSENTEE PRECINCT 2303	0	188	0.0	0	0	131	57								
ABSENTEE PRECINCT 2306	0	15	0.0	0	0	8	7								
ABSENTEE PRECINCT 3503	0	9	0.0	0	0	8	1								
==> Precinct Totals	1300	149	11.5	0	0	121	28								
==> Absentee Totals	0	375	0.0	1	0	255	119								
==> Total Votes	1300	524	40.3	1	0	376	147								

C O L U M N L E G E N D

1: Union Gap School Dist Maintain & Operate Levy Blank Votes	4: Union Gap School Dist Maintain & Operate Levy LEVY - NO	7:	10:
2: Union Gap School Dist Maintain & Operate Levy Over Votes	5:	8:	11:
3: Union Gap School Dist Maintain & Operate Levy LEVY - YES	6:	9:	12:



Precinct	Voters	Trnout	Pct	1	2	3	4	5	6	7	8	9	10	11	12
YAKIMA 0165	19	12	63.2	0	0	7	5			1	0	4	7		
NACHES 1301	362	59	16.3	0	0	40	19			0	0	36	23		
CLIFFDELL 3204	98	38	38.8	0	0	22	16			2	0	13	23		
COWICHE CANYON 3208	127	45	35.4	0	0	35	10			0	0	29	16		
E NACHES 3305	626	117	18.7	0	0	74	43			7	0	56	54		
E TIETON 3308	0	0	0.0	0	0	0	0			0	0	0	0		
ESCHBACH 3313	181	30	16.6	0	0	25	5			0	0	19	11		
GLEED 3602	1125	207	18.4	1	0	151	55			4	0	132	71		
LOWER NACHES 3904	185	51	27.6	0	0	42	9			3	0	35	13		
NILE 4102	623	88	14.1	1	0	52	35			3	0	38	47		
N GLEED 4111	1009	218	21.6	0	0	162	56			4	0	143	71		
N WENAS 4115	289	90	31.1	0	0	57	33			2	0	45	43		
RIMROCK 4503	80	20	25.0	0	0	10	10			0	0	10	10		
S WENAS 4625	2	0	0.0	0	0	0	0			0	0	0	0		
S NACHES HGTS 4627	3	3	100.0	0	0	3	0			0	0	3	0		
ABSENTEE PRECINCT 1301	0	141	0.0	0	0	108	33			5	0	84	52		
ABSENTEE PRECINCT 3204	0	19	0.0	0	0	7	12			1	0	6	12		
ABSENTEE PRECINCT 3208	0	25	0.0	0	0	14	11			1	0	11	13		
ABSENTEE PRECINCT 3305	0	249	0.0	1	0	151	97			8	0	128	113		
ABSENTEE PRECINCT 3308	0	0	0.0	0	0	0	0			0	0	0	0		
ABSENTEE PRECINCT 3313	0	93	0.0	2	0	81	10			2	0	64	27		
ABSENTEE PRECINCT 3602	0	434	0.0	2	0	312	120			9	0	257	168		
ABSENTEE PRECINCT 3904	0	45	0.0	0	0	30	15			2	0	26	17		
ABSENTEE PRECINCT 4102	0	257	0.0	0	0	145	112			8	0	107	142		
ABSENTEE PRECINCT 4111	0	343	0.0	1	0	210	132			15	0	164	164		
ABSENTEE PRECINCT 4115	0	88	0.0	0	0	53	35			5	0	43	40		
ABSENTEE PRECINCT 4503	0	16	0.0	0	0	8	8			0	0	7	9		
ABSENTEE PRECINCT 4625	0	2	0.0	0	0	2	0			0	0	2	0		
ABSENTEE PRECINCT 4627	0	0	0.0	0	0	0	0			0	0	0	0		
==> Precinct Totals	4729	978	20.7	2	0	680	296			26	0	563	389		
==> Absentee Totals	0	1712	0.0	6	0	1121	585			56	0	899	757		
==> Total Votes	4729	2690	56.9	8	0	1801	881			82	0	1462	1146		

C O L U M N L E G E N D

1: Naches Valley Schl Dist Maintain & Operate Levy Blank Votes	4: Naches Valley Schl Dist Maintain & Operate Levy LEVY - NO	7: Naches Valley Schl Dist Proposition No. 2 - Bond Blank Votes	10: Naches Valley Schl Dist Proposition No. 2 - Bond REJECTED
2: Naches Valley Schl Dist Maintain & Operate Levy Over Votes	5:	8: Naches Valley Schl Dist Proposition No. 2 - Bond Over Votes	11:
3: Naches Valley Schl Dist Maintain & Operate Levy LEVY - YES	6:	9: Naches Valley Schl Dist Proposition No. 2 - Bond APPROVED	12:

Precinct	Voters	Trnout	Pct	1	2	3	4	5	6	7	8	9	10	11	12
YAKIMA 0101	714	31	4.3	0	0	28	3								
YAKIMA 0104	648	20	3.1	0	0	14	6								
YAKIMA 0110	1261	172	13.6	0	0	133	39								
YAKIMA 0111	1153	48	4.2	0	0	33	15								
YAKIMA 0116	176	27	15.3	0	0	12	15								
YAKIMA 0118	274	32	11.7	1	0	22	9								
YAKIMA 0120	853	22	2.6	0	0	17	5								
YAKIMA 0126	859	37	4.3	0	0	28	9								
YAKIMA 0127	813	57	7.0	0	0	36	21								
YAKIMA 0129	940	54	5.7	0	0	41	13								
YAKIMA 0131	1358	104	7.7	0	0	79	25								
YAKIMA 0133	1453	150	10.3	0	0	124	26								
YAKIMA 0134	1464	130	8.9	1	0	105	24								
YAKIMA 0138	2194	139	6.3	0	0	109	30								
YAKIMA 0142	1438	64	4.5	0	0	50	14								
YAKIMA 0154	1551	105	6.8	0	0	80	25								
YAKIMA 0155	1210	108	8.9	0	0	82	26								
YAKIMA 0156	928	57	6.1	0	0	41	16								
YAKIMA 0162	631	23	3.6	0	0	17	6								
YAKIMA 0163	750	86	11.5	0	0	57	29								
YAKIMA 0169	1565	183	11.7	0	0	155	28								
YAKIMA 0170	1659	138	8.3	0	0	109	29								
YAKIMA 0179	129	2	1.6	0	0	0	2								
YAKIMA 0184	752	27	3.6	0	0	19	8								
UNION GAP 2301	154	8	5.2	0	0	1	7								
UNION GAP 2306	799	22	2.8	0	0	18	4								
FAIRVIEW 3502	0	0	0.0	0	0	0	0								
SCENIC 4601	267	54	20.2	0	0	44	10								
S AIRPORT 4607	36	10	27.8	0	0	2	8								
S HILLS 4624	211	87	41.2	0	0	48	39								
ABSENTEE PRECINCT 0101	0	208	0.0	0	2	140	66								
ABSENTEE PRECINCT 0104	0	134	0.0	0	0	73	61								
ABSENTEE PRECINCT 0110	0	403	0.0	1	1	235	166								
ABSENTEE PRECINCT 0111	0	338	0.0	0	0	185	153								
ABSENTEE PRECINCT 0116	0	57	0.0	0	0	40	17								
ABSENTEE PRECINCT 0118	0	113	0.0	0	0	67	46								
ABSENTEE PRECINCT 0120	0	229	0.0	0	0	127	102								
ABSENTEE PRECINCT 0126	0	226	0.0	2	0	136	88								
ABSENTEE PRECINCT 0127	0	256	0.0	0	1	139	116								

C O L U M N L E G E N D

1: Yakima School Dist Maintain & Operate Levy Blank Votes	4: Yakima School Dist Maintain & Operate Levy LEVY - NO	7:	10:
2: Yakima School Dist Maintain & Operate Levy Over Votes	5:	8:	11:
3: Yakima School Dist Maintain & Operate Levy LEVY - YES	6:	9:	12:

Precinct	Voters	Trnout	Pct	1	2	3	4	5	6	7	8	9	10	11	12
ABSENTEE PRECINCT 0129	0	283	0.0	0	0	164	119								
ABSENTEE PRECINCT 0131	0	491	0.0	1	0	284	206								
ABSENTEE PRECINCT 0133	0	550	0.0	0	0	323	227								
ABSENTEE PRECINCT 0134	0	671	0.0	0	0	425	246								
ABSENTEE PRECINCT 0138	0	1053	0.0	3	0	696	354								
ABSENTEE PRECINCT 0142	0	455	0.0	0	2	204	249								
ABSENTEE PRECINCT 0154	0	590	0.0	0	0	352	238								
ABSENTEE PRECINCT 0155	0	487	0.0	0	0	285	202								
ABSENTEE PRECINCT 0156	0	296	0.0	0	1	139	156								
ABSENTEE PRECINCT 0162	0	265	0.0	0	0	146	119								
ABSENTEE PRECINCT 0163	0	377	0.0	1	0	242	134								
ABSENTEE PRECINCT 0169	0	698	0.0	0	0	418	280								
ABSENTEE PRECINCT 0170	0	726	0.0	0	0	418	308								
ABSENTEE PRECINCT 0179	0	45	0.0	0	0	28	17								
ABSENTEE PRECINCT 0184	0	249	0.0	0	0	117	132								
ABSENTEE PRECINCT 2301	0	38	0.0	0	0	21	17								
ABSENTEE PRECINCT 2306	0	233	0.0	0	0	107	126								
ABSENTEE PRECINCT 4601	0	114	0.0	0	0	75	39								
ABSENTEE PRECINCT 4607	0	6	0.0	0	0	3	3								
ABSENTEE PRECINCT 4624	0	33	0.0	0	0	21	12								
==> Precinct Totals	26240	1997	7.6	2	0	1504	491								
==> Absentee Totals	0	9624	0.0	8	7	5610	3999								
==> Total Votes	26240	11621	44.3	10	7	7114	4490								

C O L U M N L E G E N D

1: Yakima School Dist Maintain & Operate Levy Blank Votes	4: Yakima School Dist Maintain & Operate Levy LEVY - NO	7:	10:
2: Yakima School Dist Maintain & Operate Levy Over Votes	5:	8:	11:
3: Yakima School Dist Maintain & Operate Levy LEVY - YES	6:	9:	12:

Precinct	Voters	Trnout	Pct	1	2	3	4	5	6	7	8	9	10	11	12
MOXEE 1101	488	41	8.4	0	0	32	9								
BUTTERFIELD 3106	658	53	8.1	0	0	44	9								
COUNTRY CLUB 3206	810	67	8.3	0	0	59	8								
E MOXEE 3304	667	43	6.4	0	0	35	8								
MOXEE RURAL 4003	1500	87	5.8	0	0	77	10								
N HOLLAND 4106	480	44	9.2	1	0	28	15								
REST HAVEN 4501	255	33	12.9	0	0	24	9								
ROZA HILL 4504	446	62	13.9	0	0	44	18								
SLAVIN 4606	655	40	6.1	0	0	37	3								
TERRACE HGTS 4802	1031	67	6.5	0	0	54	13								
YAKIMA RIDGE 5101	131	46	35.1	0	0	33	13								
ABSENTEE PRECINCT 1101	0	171	0.0	0	1	113	57								
ABSENTEE PRECINCT 3106	0	259	0.0	0	0	188	71								
ABSENTEE PRECINCT 3206	0	339	0.0	0	0	235	104								
ABSENTEE PRECINCT 3304	0	278	0.0	0	0	163	115								
ABSENTEE PRECINCT 4003	0	547	0.0	0	0	324	223								
ABSENTEE PRECINCT 4106	0	179	0.0	0	0	98	81								
ABSENTEE PRECINCT 4501	0	105	0.0	0	0	54	51								
ABSENTEE PRECINCT 4504	0	186	0.0	0	0	123	63								
ABSENTEE PRECINCT 4606	0	246	0.0	0	1	123	122								
ABSENTEE PRECINCT 4802	0	434	0.0	0	0	280	154								
ABSENTEE PRECINCT 5101	0	29	0.0	0	0	20	9								
==> Precinct Totals	7121	583	8.2	1	0	467	115								
==> Absentee Totals	0	2773	0.0	0	2	1721	1050								
==> Total Votes	7121	3356	47.1	1	2	2188	1165								

C O L U M N L E G E N D

1: East Valley School Dist Maintain & Operate Levy Blank Votes	4: East Valley School Dist Maintain & Operate Levy LEVY - NO	7:	10:
2: East Valley School Dist Maintain & Operate Levy Over Votes	5:	8:	11:
3: East Valley School Dist Maintain & Operate Levy LEVY - YES	6:	9:	12:

Precinct	Voters	Trnout	Pct	1	2	3	4	5	6	7	8	9	10	11	12
SELAH 1501	658	34	5.2	0	0	28	6								
SELAH 1502	740	98	13.2	1	0	80	17								
SELAH 1503	653	77	11.8	0	0	66	11								
SELAH 1504	768	96	12.5	0	0	86	10								
E MOXEE 3304	0	0	0.0	0	0	0	0								
E SELAH 3306	384	29	7.6	0	0	23	6								
FIRING CENTER 3504	17	6	35.3	0	0	1	5								
GLEED 3602	35	4	11.4	0	0	3	1								
LOWER WENAS 3903	1210	102	8.4	0	0	65	37								
N SELAH HGTS 4108	404	87	21.5	0	0	60	27								
N SELAH 4112	784	80	10.2	0	0	57	23								
N WENAS 4115	0	0	0.0	0	0	0	0								
POMONA 4402	619	51	8.2	0	0	33	18								
SELAH CENTRAL 4602	370	71	19.2	0	0	43	28								
SELAH EXTENSION 4603	1406	116	8.3	0	0	92	24								
SELAH RURAL 4604	257	58	22.6	0	0	35	23								
SELAH LOOP 4608	229	60	26.2	0	0	38	22								
S WENAS 4625	9	3	33.3	0	0	2	1								
W SELAH 5016	314	62	19.7	1	0	43	18								
ABSENTEE PRECINCT 1501	0	187	0.0	0	0	111	76								
ABSENTEE PRECINCT 1502	0	230	0.0	1	0	163	66								
ABSENTEE PRECINCT 1503	0	240	0.0	1	1	170	68								
ABSENTEE PRECINCT 1504	0	266	0.0	0	0	184	82								
ABSENTEE PRECINCT 3304	0	0	0.0	0	0	0	0								
ABSENTEE PRECINCT 3306	0	94	0.0	0	0	55	39								
ABSENTEE PRECINCT 3602	0	17	0.0	0	0	12	5								
ABSENTEE PRECINCT 3903	0	427	0.0	0	0	218	209								
ABSENTEE PRECINCT 4108	0	192	0.0	0	0	115	77								
ABSENTEE PRECINCT 4112	0	322	0.0	0	0	194	128								
ABSENTEE PRECINCT 4115	0	0	0.0	0	0	0	0								
ABSENTEE PRECINCT 4402	0	164	0.0	0	0	82	82								
ABSENTEE PRECINCT 4602	0	112	0.0	0	0	65	47								
ABSENTEE PRECINCT 4603	0	573	0.0	0	0	336	237								
ABSENTEE PRECINCT 4604	0	104	0.0	0	1	62	41								
ABSENTEE PRECINCT 4608	0	100	0.0	1	0	56	43								
ABSENTEE PRECINCT 4625	0	1	0.0	0	0	1	0								
ABSENTEE PRECINCT 5016	0	117	0.0	0	0	61	56								
==> Precinct Totals	8857	1034	11.7	2	0	755	277								

C O L U M N L E G E N D

1: Selah School Dist Maintain & Operate Levy Blank Votes	4: Selah School Dist Maintain & Operate Levy LEVY - NO	7:	10:
2: Selah School Dist Maintain & Operate Levy Over Votes	5:	8:	11:
3: Selah School Dist Maintain & Operate Levy LEVY - YES	6:	9:	12:

Precinct	Voters	Trnout	Pct	1	2	3	4	5	6	7	8	9	10	11	12
-----															
==> Absentee Totals	0	3146	0.0	3	2	1885	1256								
==> Total Votes	8857	4180	47.2	5	2	2640	1533								

----- C O L U M N L E G E N D -----

1: Selah School Dist  
Maintain & Operate Levy  
Blank Votes

4: Selah School Dist  
Maintain & Operate Levy  
LEVY - NO

7:

10:

2: Selah School Dist  
Maintain & Operate Levy  
Over Votes

5:

8:

11:

3: Selah School Dist  
Maintain & Operate Levy  
LEVY - YES

6:

9:

12:

Precinct	Voters	Trnout	Pct	1	2	3	4	5	6	7	8	9	10	11	12
MABTON 0901	476	56	11.8	0	0	54	2								
BYRON 3105	65	16	24.6	0	0	8	8								
GLADE 3601	21	14	66.7	0	0	11	3								
MABTON RURAL 4002	342	37	10.8	0	0	35	2								
ABSENTEE PRECINCT 0901	0	88	0.0	0	0	71	17								
ABSENTEE PRECINCT 3105	0	8	0.0	0	0	5	3								
ABSENTEE PRECINCT 3601	0	3	0.0	0	0	0	3								
ABSENTEE PRECINCT 4002	0	78	0.0	0	1	58	19								
==> Precinct Totals	904	123	13.6	0	0	108	15								
==> Absentee Totals	0	177	0.0	0	1	134	42								
==> Total Votes	904	300	33.2	0	1	242	57								

C O L U M N L E G E N D

1: Mabton School Dist Maintain & Operate Levy Blank Votes	4: Mabton School Dist Maintain & Operate Levy LEVY - NO	7:	10:
2: Mabton School Dist Maintain & Operate Levy Over Votes	5:	8:	11:
3: Mabton School Dist Maintain & Operate Levy LEVY - YES	6:	9:	12:

Precinct	Voters	Trnout	Pct	1	2	3	4	5	6	7	8	9	10	11	12
SUNNYSIDE 1701	665	28	4.2	0	0	25	3			0	0	25	3		
SUNNYSIDE 1702	21	6	28.6	0	0	6	0			0	0	6	0		
SUNNYSIDE 1703	638	50	7.8	0	0	32	18			1	0	30	19		
SUNNYSIDE 1705	654	69	10.6	2	0	55	12			2	0	53	14		
SUNNYSIDE 1706	663	28	4.2	1	0	18	9			2	0	17	9		
SUNNYSIDE 1708	566	26	4.6	1	0	18	7			1	0	17	8		
CRESCENT 3209	11	6	54.5	0	0	6	0			0	0	6	0		
E MOXEE 3304	6	0	0.0	0	0	0	0			0	0	0	0		
N SUNNYSIDE 4109	1217	82	6.7	0	0	70	12			6	0	65	11		
OUTLOOK 4303	259	44	17.0	1	0	29	14			2	0	24	18		
S SUNNYSIDE 4615	571	34	6.0	0	0	31	3			0	0	30	4		
SUNNYVALLEY 4618	423	24	5.7	1	0	15	8			2	0	14	8		
S OUTLOOK 4628	209	58	27.8	0	0	33	25			1	0	29	28		
WANETA 5001	220	58	26.4	0	0	24	34			0	0	22	36		
ABSENTEE PRECINCT 1701	0	156	0.0	2	0	95	59			5	0	87	64		
ABSENTEE PRECINCT 1702	0	11	0.0	0	0	11	0			0	0	10	1		
ABSENTEE PRECINCT 1703	0	205	0.0	2	0	139	64			8	0	133	64		
ABSENTEE PRECINCT 1705	0	266	0.0	5	0	179	82			12	0	169	85		
ABSENTEE PRECINCT 1706	0	172	0.0	3	0	114	55			5	0	109	58		
ABSENTEE PRECINCT 1708	0	130	0.0	0	0	84	46			4	0	77	49		
ABSENTEE PRECINCT 3304	0	1	0.0	0	0	1	0			0	0	1	0		
ABSENTEE PRECINCT 4109	0	377	0.0	6	0	222	149			6	0	216	155		
ABSENTEE PRECINCT 4303	0	84	0.0	0	0	58	26			5	0	53	26		
ABSENTEE PRECINCT 4615	0	171	0.0	0	0	93	78			6	0	89	76		
ABSENTEE PRECINCT 4618	0	143	0.0	0	0	91	52			5	0	84	54		
ABSENTEE PRECINCT 4628	0	32	0.0	0	0	17	15			0	0	18	14		
ABSENTEE PRECINCT 5001	0	30	0.0	0	0	14	16			1	0	12	17		
==> Precinct Totals	6123	513	8.4	6	0	362	145			17	0	338	158		
==> Absentee Totals	0	1778	0.0	18	0	1118	642			57	0	1058	663		
==> Total Votes	6123	2291	37.4	24	0	1480	787			74	0	1396	821		

C O L U M N L E G E N D

1: Sunnyside School Dist Maintain & Operate Levy Blank Votes	4: Sunnyside School Dist Maintain & Operate Levy LEVY - NO	7: Sunnyside School Dist Proposition No. 1 - Bond Blank Votes	10: Sunnyside School Dist Proposition No. 1 - Bond REJECTED
2: Sunnyside School Dist Maintain & Operate Levy Over Votes	5:	8: Sunnyside School Dist Proposition No. 1 - Bond Over Votes	11:
3: Sunnyside School Dist Maintain & Operate Levy LEVY - YES	6:	9: Sunnyside School Dist Proposition No. 1 - Bond APPROVED	12:



Precinct	Voters	Trnout	Pct	1	2	3	4	5	6	7	8	9	10	11	12
TIETON 1901	323	21	6.5	0	0	16	5								
E NACHES 3305	5	0	0.0	0	0	0	0								
E TIETON 3308	593	73	12.3	0	0	49	24								
LOWER NACHES 3904	7	2	28.6	0	0	2	0								
NACHES HGTS 4101	255	63	24.7	0	0	42	21								
N COWICHE 4104	528	59	11.2	0	0	48	11								
RIMROCK 4503	0	0	0.0	0	0	0	0								
S COWICHE 4609	269	52	19.3	0	0	32	20								
SUMMITVIEW 4626	29	8	27.6	0	0	1	7								
S NACHES HGTS 4627	189	72	38.1	0	0	49	23								
WESTVIEW 5010	3	0	0.0	0	0	0	0								
ABSENTEE PRECINCT 1901	0	90	0.0	0	0	45	45								
ABSENTEE PRECINCT 3305	0	4	0.0	0	0	4	0								
ABSENTEE PRECINCT 3308	0	241	0.0	1	0	129	111								
ABSENTEE PRECINCT 3904	0	3	0.0	0	0	3	0								
ABSENTEE PRECINCT 4101	0	90	0.0	0	0	57	33								
ABSENTEE PRECINCT 4104	0	198	0.0	0	1	112	85								
ABSENTEE PRECINCT 4503	0	0	0.0	0	0	0	0								
ABSENTEE PRECINCT 4609	0	103	0.0	0	0	64	39								
ABSENTEE PRECINCT 4626	0	4	0.0	0	0	1	3								
ABSENTEE PRECINCT 4627	0	37	0.0	0	0	22	15								
ABSENTEE PRECINCT 5010	0	1	0.0	0	0	1	0								
==> Precinct Totals	2201	350	15.9	0	0	239	111								
==> Absentee Totals	0	771	0.0	1	1	438	331								
==> Total Votes	2201	1121	50.9	1	1	677	442								

C O L U M N L E G E N D

1: Highland School Dist Maintain & Operate Levy Blank Votes	4: Highland School Dist Maintain & Operate Levy LEVY - NO	7:	10:
2: Highland School Dist Maintain & Operate Levy Over Votes	5:	8:	11:
3: Highland School Dist Maintain & Operate Levy LEVY - YES	6:	9:	12:

Precinct	Voters	Trnout	Pct	1	2	3	4	5	6	7	8	9	10	11	12
GRANGER 0501	559	53	9.5	1	0	40	12								
ALFALFA 3002	223	52	23.3	1	0	32	19								
E GRANGER 3303	324	62	19.1	0	0	39	23								
LIBERTY 3902	316	67	21.2	0	0	48	19								
S OUTLOOK 4628	52	7	13.5	0	0	5	2								
ABSENTEE PRECINCT 0501	0	127	0.0	1	0	57	69								
ABSENTEE PRECINCT 3002	0	23	0.0	0	0	15	8								
ABSENTEE PRECINCT 3303	0	93	0.0	2	0	45	46								
ABSENTEE PRECINCT 3902	0	96	0.0	1	0	60	35								
ABSENTEE PRECINCT 4628	0	12	0.0	0	0	5	7								
==> Precinct Totals	1474	241	16.4	2	0	164	75								
==> Absentee Totals	0	351	0.0	4	0	182	165								
==> Total Votes	1474	592	40.2	6	0	346	240								

C O L U M N L E G E N D

1: Granger School Dist Maintain & Operate Levy Blank Votes	4: Granger School Dist Maintain & Operate Levy LEVY - NO	7:	10:
2: Granger School Dist Maintain & Operate Levy Over Votes	5:	8:	11:
3: Granger School Dist Maintain & Operate Levy LEVY - YES	6:	9:	12:

Precinct	Voters	Trnout	Pct	1	2	3	4	5	6	7	8	9	10	11	12
ZILLAH 2701	1139	133	11.7	0	0	113	20								
E ZILLAH 3311	1144	105	9.2	1	0	69	35								
ABSENTEE PRECINCT 2701	0	370	0.0	1	0	228	141								
ABSENTEE PRECINCT 3311	0	362	0.0	0	0	203	159								
==> Precinct Totals	2283	238	10.4	1	0	182	55								
==> Absentee Totals	0	732	0.0	1	0	431	300								
==> Total Votes	2283	970	42.5	2	0	613	355								

C O L U M N L E G E N D

1: Zillah School Dist Maintain & Operate Levy Blank Votes	4: Zillah School Dist Maintain & Operate Levy LEVY - NO	7:	10:
2: Zillah School Dist Maintain & Operate Levy Over Votes	5:	8:	11:
3: Zillah School Dist Maintain & Operate Levy LEVY - YES	6:	9:	12:

Precinct	Voters	Trnout	Pct	1	2	3	4	5	6	7	8	9	10	11	12
YAKIMA 0154	76	8	10.5	1	0	6	1								
YAKIMA 0162	0	0	0.0	0	0	0	0								
YAKIMA 0163	598	41	6.9	0	0	33	8								
YAKIMA 0169	137	11	8.0	0	0	6	5								
YAKIMA 0179	1702	127	7.5	0	0	104	23								
YAKIMA 0181	1059	81	7.6	1	0	66	14								
YAKIMA 0182	1649	123	7.5	0	0	93	30								
YAKIMA 0186	1166	89	7.6	0	0	70	19								
APPLE VALLEY 3003	681	57	8.4	0	0	51	6								
COTTONWOOD 3205	1524	110	7.2	0	0	85	25								
E AHTANUM 3301	740	46	6.2	1	0	27	18								
ENGLEWOOD 3312	777	40	5.1	0	0	39	1								
GROMORE 3605	1108	110	9.9	0	0	74	36								
N TAMPICO 4114	138	40	29.0	0	0	14	26								
S AHTANUM 4623	110	9	8.2	0	0	5	4								
TAMPICO 4801	1008	68	6.7	1	0	34	33								
W AHTANUM 5003	894	79	8.8	0	0	49	30								
WESTVIEW 5010	731	52	7.1	0	0	42	10								
WILEY CITY 5014	648	37	5.7	0	0	28	9								
W WASHINGTON 5020	320	80	25.0	0	0	45	35								
ABSENTEE PRECINCT 0154	0	31	0.0	0	0	19	12								
ABSENTEE PRECINCT 0162	0	0	0.0	0	0	0	0								
ABSENTEE PRECINCT 0163	0	317	0.0	0	0	205	112								
ABSENTEE PRECINCT 0169	0	69	0.0	0	0	45	24								
ABSENTEE PRECINCT 0179	0	728	0.0	1	1	436	290								
ABSENTEE PRECINCT 0181	0	498	0.0	0	0	300	198								
ABSENTEE PRECINCT 0182	0	674	0.0	1	0	433	240								
ABSENTEE PRECINCT 0186	0	451	0.0	1	0	286	164								
ABSENTEE PRECINCT 3003	0	258	0.0	0	0	154	104								
ABSENTEE PRECINCT 3205	0	652	0.0	1	0	383	268								
ABSENTEE PRECINCT 3301	0	299	0.0	0	0	130	169								
ABSENTEE PRECINCT 3312	0	338	0.0	0	0	223	115								
ABSENTEE PRECINCT 3605	0	398	0.0	0	0	209	189								
ABSENTEE PRECINCT 4114	0	43	0.0	0	0	12	31								
ABSENTEE PRECINCT 4623	0	42	0.0	0	0	17	25								
ABSENTEE PRECINCT 4801	0	390	0.0	1	0	190	199								
ABSENTEE PRECINCT 5003	0	294	0.0	0	0	127	167								
ABSENTEE PRECINCT 5010	0	305	0.0	1	0	200	104								
ABSENTEE PRECINCT 5014	0	223	0.0	0	0	129	94								

C O L U M N L E G E N D

1: West Valley School Dist Maintain & Operate Levy Blank Votes	4: West Valley School Dist Maintain & Operate Levy LEVY - NO	7:	10:
2: West Valley School Dist Maintain & Operate Levy Over Votes	5:	8:	11:
3: West Valley School Dist Maintain & Operate Levy LEVY - YES	6:	9:	12:

Precinct	Voters	Trnout	Pct	1	2	3	4	5	6	7	8	9	10	11	12
ABSENTEE PRECINCT 5020	0	147	0.0	0	0	90	57								
==> Precinct Totals	15066	1208	8.0	4	0	871	333								
==> Absentee Totals	0	6157	0.0	6	1	3588	2562								
==> Total Votes	15066	7365	48.9	10	1	4459	2895								

C O L U M N L E G E N D

1: West Valley School Dist Maintain & Operate Levy Blank Votes	4: West Valley School Dist Maintain & Operate Levy LEVY - NO	7:	10:
2: West Valley School Dist Maintain & Operate Levy Over Votes	5:	8:	11:
3: West Valley School Dist Maintain & Operate Levy LEVY - YES	6:	9:	12: