


Oath of County Auditor or Supervisor of Elections

STATE OF WASHINGTON)
) ss.
 COUNTY OF YAKIMA)

I solemnly swear that the returns of the Special Election held on **February 6, 2007**, in **Yakima County**, State of Washington, have been in no way altered and that they are the same as when they were deposited in my office.



 County Auditor or Supervisor of Elections

Subscribed and sworn to me this 21st day of February, 2007



 Chairman, County Legislative Authority

* * * *

Certification Reconciliation Report Special Election February 6, 2007

County: Yakima
 Date of Completion: February 21, 2007

NOTE: Address confidentiality program participants must be included with service voters.

Registration

Total number of active registered voters in all precincts	1,085
Total number of inactive registered voters in all precincts	88
Total registered voters in all precincts	<u>1,173</u>

Total absentee ballots counted (includes absentee, VBM, federal write-in, overseas, out of state, and service ballots)	562
Total poll site ballots counted (includes poll site and provisional ballots)	0
Total Ballots counted	<u>562</u>

Absentee and VBM Ballots

The total number of absentee/VBM ballots originally issued	1,085
The total number of absentee/VBM ballots received	566
The total number of absentee/VBM ballots rejected	4
The total number of absentee/VBM ballots counted	<u>562</u>

Federal Write-In Ballots

The total number of federal write-in ballots counted 0
Out-of-State, Overseas, and Service Voters

The total number of out-of-state, overseas, and service voters' ballots issued 10
The total number of out-of-state, overseas, and service voters' ballots received 5
The total number of out-of-state, overseas, and service voters' ballots rejected 0
The total number of out-of-state, overseas, and service voters' ballots counted 5

Provisional Ballots

The total number of provisional ballots issued (by this county) 0
The total number of provisional ballots rejected (includes sending to other counties) 0
The total number of provisional ballots received from other counties 0
The total number of provisional ballots counted 0


* * * *

Certification of the Canvassing Board

STATE OF WASHINGTON)
) ss.
COUNTY OF YAKIMA)

The undersigned officers designated by law as constituting the Canvassing Board for the **County of Yakima**, State of Washington, hereby certify that this is a full, true and correct copy of the Abstract of Votes including the cumulative results, precinct results, and a reconciliation report of votes cast at the Special Election held on **February 6, 2007**, in Yakima County, State of Washington, and that the following are the true and reconciled numbers of voters and votes counted.


Witness our hands and official seal this 21st day of February, 2007.



County Auditor or Supervisor of Elections



Chairman, County Legislative Authority



County Prosecuting Attorney



30 DAY RECONCILIATION REPORT
SPEICAL ELECTION
February 6, 2007

<u>Total number of registered voters in all precincts</u>	<u>1,173</u>
Total number of absentee voters credited	<u>562</u>
Total number of DAS voters credited	<u>0</u>
Total number of provisional voters credited	<u>0</u>
Total number of federal write-in voters credited	<u>0</u>
Total number of UOCAVA voters credited	<u>5</u>
Total number of voters credited even though the ballot was late and not counted	<u> </u>
Total number of voters credited	<u><u>562</u></u>

**Cumulative Report — Official
SPECIAL ELECTION — YAKIMA COUNTY, WASHINGTON — February 06, 2007**

Page 1 of 1

02/21/2007 10:50 AM

Total Number of Voters : 562 of 1,085 = 51.80%

Precincts Reporting 0 of 5 = 0.00%

Party	Candidate	Total Ballots Cast		N/A		Total	
Naches Park & Recreation District, Vote For 1							
	Tax Levy - Yes	434	77.36%	0	0.00%	434	77.36%
	Tax Levy - No	127	22.64%	0	0.00%	127	22.64%
	Cast Votes:	561	99.82%	0	0.00%	561	99.82%
	Over Votes:	0	0.00%	0	0.00%	0	0.00%
	Under Votes:	1	0.18%	0	0.00%	1	0.18%

Canvass Report — By Mail Voters — Official
SPECIAL ELECTION — YAKIMA COUNTY, WASHINGTON — February 06, 2007

Total Number of Voters : 562 of 1,085 = 51.80%

Naches Park & Recreation District

Precinct	By Mail Ballots Cast	Total Ballots Cast	Registered Voters	Percent Turnout	Tax Levy - Yes	Tax Levy - No	Totals
1301	194	194	350	55.43%	169	25	194
3305	310	310	634	48.90%	222	87	309
3308	0	0	0	00.00%	0	0	0
4115	58	58	101	57.43%	43	15	58
Provisional	0	0	0	00.00%	0	0	0
Totals	562	562	1085		434	127	561