


OATH OF COUNTY AUDITOR

STATE OF WASHINGTON)
 : ss
 County of Yakima)

I solemnly swear that the returns of the Special Election held on March 9, 1993, East Valley School District No. 208⁹⁰, Yakima County, State of Washington, have been in no wise altered by additions or erasures and that they are the same as when they were deposited in my office.


 YAKIMA COUNTY AUDITOR

Subscribed and sworn to me this 19th day of March, 1993.



 CHAIRMAN,
 BOARD OF COUNTY COMMISSIONERS

CERTIFICATE OF THE CANVASSING BOARD

STATE OF WASHINGTON)
 : ss
 County of Yakima)

The undersigned officers designated by law as constituting the Canvassing Board for the County of Yakima, State of Washington, hereby certify that this is a full, true and correct copy of the Abstract of Votes cast at the Special Election held on March 9, 1993, in Yakima County, State of Washington; that the total number of registered voters in all precincts was 5,210; and that the total number of votes cast in such precincts was 1666.

WITNESS our hands and official seal this 19th day of March, 1993.


 YAKIMA COUNTY AUDITOR



 CHAIRMAN,
 BOARD OF COUNTY COMMISSIONERS


 PROSECUTING ATTORNEY


OATH OF COUNTY AUDITOR

STATE OF WASHINGTON)
: SS
County of Yakima)

I solemnly swear that the returns of the Special Election held on March 9, 1993, West Valley School District No. 208, Yakima County, State of Washington, have been in no wise altered by additions or erasures and that they are the same as when they were deposited in my office.


YAKIMA COUNTY AUDITOR

Subscribed and sworn to me this 19th day of March, 1993.


CHAIRMAN,
BOARD OF COUNTY COMMISSIONERS


CERTIFICATE OF THE CANVASSING BOARD

STATE OF WASHINGTON)
: SS
County of Yakima)

The undersigned officers designated by law as constituting the Canvassing Board for the County of Yakima, State of Washington, hereby certify that this is a full, true and correct copy of the Abstract of Votes cast at the Special Election held on March 9, 1993, in Yakima County, State of Washington; that the total number of registered voters in all precincts was 10,638; and that the total number of votes cast in such precincts was 3317.

WITNESS our hands and official seal this 19th day of March, 1993.


YAKIMA COUNTY AUDITOR


CHAIRMAN,
BOARD OF COUNTY COMMISSIONERS


PROSECUTING ATTORNEY

YAKIMA COUNTY SPECIAL ELECTION

MARCH 9, 1993

** Final Report **

Number 14.

```
=====
EAST VALLEY SCHOOL DIST.          Failed 10/ 10
NO.90 - BOND PROPOSITION          Validation 100.0
=====
```

```
BONDS - YES                        1155  69.3
BONDS - NO                         505  30.3
  Blank Votes                       5    0.3
  Over Votes                         1    0.1
=====
```

```
=====
EAST VALLEY SCHOOL DIST.
NO. 90
=====
```

```
TOTAL PRECINCTS                    10
TOTAL REGISTERED VOTERS            5210
TURNOUT AT THE POLLS              1431  27.5
ABSENTEE TURNOUT                   235   4.5
TOTAL TURNOUT                      1666  32.0
=====
```

```
=====
WEST VALLEY SCHOOL DIST.          Failed 26/ 26
NO.208-BOND PROPOSITION          Validation 100.0
=====
```

```
BONDS - YES                        2615  78.8
BONDS - NO                         686  20.7
  Blank Votes                       15   0.5
  Over Votes                         1   0.0
=====
```

```
=====
WEST VALLEY SCHOOL DIST.
NO. 208
=====
```

```
TOTAL PRECINCTS                    26
TOTAL REGISTERED VOTERS            10638
TURNOUT AT THE POLLS              2836  26.7
VOTE BY MAIL TURNOUT              60   0.6
ABSENTEE TURNOUT                   421   4.0
TOTAL TURNOUT                      3317  31.2
=====
```

```
=====
REGISTRATION AND TURNOUT
=====
```

```
TOTAL PRECINCTS                    36
TOTAL REGISTRATION                 15848
TOTAL TURNOUT                      4983  31.4
=====
```

Precinct	Voters	Trnout	Pct	A	B	C	D	E	F	G	H	I	J	K	L
MOXEE 1101	377	113	30.0	0	0	81	32								
BUTTERFIELD 3106	821	207	25.2	0	0	159	48								
COUNTRY CLUB 3206	740	215	29.1	0	0	165	50								
E MOXEE 3304	431	137	31.8	0	1	98	38								
MOXEE RURAL 4003	389	112	28.8	0	0	83	29								
N HOLLAND 4106	446	107	24.0	0	0	80	27								
SLAVIN 4606	367	57	15.5	0	0	46	11								
S HOLLAND 4611	227	33	14.5	1	0	23	9								
TERRACE HGTS 4802	1005	318	31.6	0	0	229	89								
W MOXEE 5017	407	132	32.4	1	0	100	31								
==> Precinct Totals	5210	1431	27.5	2	1	1064	364								
==> Absentee Totals	0	235	0.0	3	0	91	141								
==> Total Votes	5210	1666	32.0	5	1	1155	505								

C O L U M N L E G E N D

A: EAST VALLEY SCHOOL DIST.
NO.90 - BOND PROPOSITION
Blank Votes

D: EAST VALLEY SCHOOL DIST.
NO.90 - BOND PROPOSITION
BONDS - NO

G: J:

B: EAST VALLEY SCHOOL DIST.
NO.90 - BOND PROPOSITION
Over Votes

E:

H: K:

C: EAST VALLEY SCHOOL DIST.
NO.90 - BOND PROPOSITION
BONDS - YES

F:

I: L:

Precinct	Voters	Trnout	Pct	A	B	C	D	E	F	G	H	I	J	K	L
YAKIMA 0163	10	3	30.0	0	0	2	1								
YAKIMA 0174	545	140	25.7	0	0	120	20								
YAKIMA 0179	423	67	15.8	0	0	53	14								
YAKIMA 0180	301	72	23.9	1	0	62	9								
YAKIMA 0181	370	91	24.6	0	0	77	14								
YAKIMA 0186	289	66	22.8	0	0	56	10								
YAKIMA 0187	87	33	37.9	0	0	14	19								
YAKIMA 0188	208	31	14.9	1	0	25	5								
APPLE VALLEY 3003	994	303	30.5	0	0	273	30								
CHINOOK 3203	366	126	34.4	0	0	111	15								
COTTONWOOD 3205	317	92	29.0	0	0	79	13								
E AHTANUM 3301	522	106	20.3	0	0	79	27								
ENGLEWOOD 3312	103	26	25.2	1	0	20	5								
GROMORE 3605	709	210	29.6	1	0	180	29								
HARWOOD 3702	673	216	32.1	0	0	181	35								
HILLSIDE 3703	366	100	27.3	1	0	84	15								
N TAMPICO 4114	42	27	64.3	0	0	10	17								
SUNSET 4619	145	41	28.3	0	0	36	5								
S AHTANUM 4623	361	110	30.5	0	0	87	23								
TAMPICO 4801	266	47	17.7	0	0	30	17								
W AHTANUM 5003	745	155	20.8	1	0	111	43								
WESTVIEW 5010	575	193	33.6	0	0	171	22								
WESTWOOD 5011	633	154	24.3	2	0	131	21								
WIDE HOLLOW 5013	407	128	31.4	0	0	101	27								
WILEY CITY 5014	437	131	30.0	1	1	108	21								
ZIER 5201	744	228	30.6	0	0	194	34								
==> Precinct Totals	10638	2896	27.2	9	1	2395	491								
==> Absentee Totals	0	421	0.0	6	0	220	195								
==> Total Votes	10638	3317	31.2	15	1	2615	686								

C O L U M N L E G E N D

A: WEST VALLEY SCHOOL DIST. NO.208-BOND PROPOSITION Blank Votes	D: WEST VALLEY SCHOOL DIST. NO.208-BOND PROPOSITION BONDS - NO	G:	J:
B: WEST VALLEY SCHOOL DIST. NO.208-BOND PROPOSITION Over Votes	E:	H:	K:
C: WEST VALLEY SCHOOL DIST. NO.208-BOND PROPOSITION BONDS - YES	F:	I:	L: