

OATH OF COUNTY AUDITOR

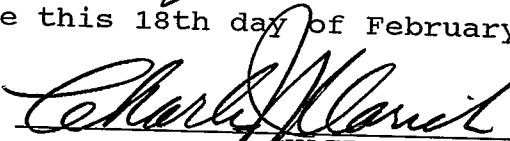
STATE OF WASHINGTON)
 : SS
County of Yakima)

I solemnly swear that the returns of the Special Elections held on February 8, 1994, Yakima County, State of Washington, have been in no wise altered by additions or erasures and that they are the same as when they were deposited in my office.



YAKIMA COUNTY AUDITOR

Subscribed and sworn to me this 18th day of February, 1994.




CHAIRMAN,
BOARD OF COUNTY COMMISSIONERS

CERTIFICATE OF THE CANVASSING BOARD


STATE OF WASHINGTON)
 : SS
County of Yakima)

The undersigned officers designated by law as constituting the Canvassing Board for the County of Yakima, State of Washington, hereby certify that this is a full, true and correct copy of the Abstract of Votes cast at the Special Elections held on February 8, 1994, in Yakima County, State of Washington; that the total number of registered voters in all precincts was 64,168; and that the total number of votes cast in such precincts was 17,773.


WITNESS our hands and official seal this 18th day of February, 1994.



YAKIMA COUNTY AUDITOR



CHAIRMAN,
BOARD OF COUNTY COMMISSIONERS



PROSECUTING ATTORNEY

UNION GAP SCHOOL DIST. NO. 2 - LEVY	7/ 7 100.0	GRANDVIEW SCHOOL DIST. NO. 116/200 - LEVY	8/ 8 100.0
Passed 67.5%		Passed 62.6%	
TAX LEVY - YES	266 67.0	TAX LEVY - YES	632 62.0
TAX LEVY - NO	128 32.2	TAX LEVY - NO	377 37.0
Blank Votes	3 0.8	Blank Votes	10 1.0
Over Votes	0 0.0	Over Votes	1 0.1
NACHES VALLEY SCHOOL DIST. NO. JT3 - LEVY	16/ 16 100.0	GRANDVIEW SCHOOL DIST. NO. 116/200 - BONDS	8/ 8 100.0
Passed 62.5%		Failed 53.6%	
TAX LEVY - YES	816 62.1	BONDS - YES	543 53.2
TAX LEVY - NO	490 37.3	BONDS - NO	469 46.0
Blank Votes	9 0.7	Blank Votes	8 0.8
Over Votes	0 0.0	Over Votes	0 0.0
YAKIMA SCHOOL DISTRICT NO. 7 - LEVY	84/ 84 100.0	MABTON SCHOOL DISTRICT NO. 120 - LEVY	4/ 4 100.0
Passed 69.9%		Passed 80.8%	
TAX LEVY - YES	4726 69.6	TAX LEVY - YES	152 80.0
TAX LEVY - NO	2030 29.9	TAX LEVY - NO	36 18.9
Blank Votes	32 0.5	Blank Votes	2 1.1
Over Votes	2 0.0	Over Votes	0 0.0
EAST VALLEY SCHOOL DIST. NO. 90 - LEVY	12/ 12 100.0	HIGHLAND SCHOOL DISTRICT NO. 203 - LEVY	9/ 9 100.0
Passed 76.1%		69.2% Passed	
TAX LEVY - YES	1418 75.3	TAX LEVY - YES	413 68.8
TAX LEVY - NO	446 23.7	TAX LEVY - NO	184 30.7
Blank Votes	20 1.1	Blank Votes	3 0.5
Over Votes	0 0.0	Over Votes	0 0.0
EAST VALLEY SCHOOL DIST. NO. 90 - BONDS	12/ 12 100.0	ZILLAH SCHOOL DISTRICT NO. 205 - LEVY	4/ 4 100.0
Passed 72.0%		Passed 78.5%	
BONDS - YES	1347 71.5	TAX LEVY - YES	395 78.4
BONDS - NO	523 27.8	TAX LEVY - NO	108 21.4
Blank Votes	14 0.7	Blank Votes	1 0.2
Over Votes	0 0.0	Over Votes	0 0.0
SELAH SCHOOL DIST. NO. 119 - LEVY	20/ 20 100.0	WEST VALLEY SCHOOL DIST. NO. 208 - LEVY	27/ 27 100.0
Passed 72.4%		Passed 71.9%	
TAX LEVY - YES	1309 72.3	TAX LEVY - YES	2341 71.8
TAX LEVY - NO	499 27.6	TAX LEVY - NO	915 28.1
Blank Votes	3 0.2	Blank Votes	5 0.2
Over Votes	0 0.0	Over Votes	1 0.0

REGISTRATION & TURNOUT

UNION GAP SCHOOL DIST.
 NUMBER OF PRECINCTS 7
 TOTAL REGISTERED VOTERS 1245
 TURNOUT AT THE POLLS 228 18.3
 ABSENTEE TURNOUT 71 5.7
 VOTE BY MAIL TURNOUT 98 7.9
 TOTAL TURNOUT 397 31.9

WACHES VALLEY SCHOOL
 NUMBER OF PRECINCTS 16
 TOTAL REGISTERED VOTERS 3774
 TURNOUT AT THE POLLS 763 20.2
 ABSENTEE TURNOUT 216 5.7
 VOTE BY MAIL TURNOUT 336 8.9
 TOTAL TURNOUT 1315 34.8

YAKIMA SCHOOL DISTRICT
 NUMBER OF PRECINCTS 84
 TOTAL REGISTERED VOTERS 28051
 TURNOUT AT THE POLLS 3883 13.8
 ABSENTEE TURNOUT 2252 8.0
 VOTE BY MAIL TURNOUT 655 2.3
 TOTAL TURNOUT 6790 24.2

EAST VALLEY SCHOOL DIST.
 NUMBER OF PRECINCTS 12
 TOTAL REGISTERED VOTERS 5565
 TURNOUT AT THE POLLS 1505 27.0
 ABSENTEE TURNOUT 351 6.3
 VOTE BY MAIL TURNOUT 28 0.5
 TOTAL TURNOUT 1884 33.9

SELAH SCHOOL DISTRICT
 NUMBER OF PRECINCTS 20
 TOTAL REGISTERED VOTERS 6802
 TURNOUT AT THE POLLS 1555 22.9
 ABSENTEE TURNOUT 246 3.6
 VOTE BY MAIL TURNOUT 10 0.1
 TOTAL TURNOUT 1811 26.6

GRANDVIEW SCHOOL DIST.
 NUMBER OF PRECINCTS 8
 TOTAL REGISTERED VOTERS 3275
 TURNOUT AT THE POLLS 748 22.8
 ABSENTEE TURNOUT 180 5.5
 VOTE BY MAIL TURNOUT 92 2.8
 TOTAL TURNOUT 1020 31.1

REGISTRATION & TURNOUT

MABTON SCHOOL DISTRICT
 NUMBER OF PRECINCTS 4
 TOTAL REGISTERED VOTERS 562
 TURNOUT AT THE POLLS 141 25.1
 ABSENTEE TURNOUT 18 3.2
 VOTE BY MAIL TURNOUT 31 5.5
 TOTAL TURNOUT 190 33.8

HIGHLAND SCHOOL DISTRICT
 NUMBER OF PRECINCTS 9
 TOTAL REGISTERED VOTERS 1762
 TURNOUT AT THE POLLS 406 23.0
 ABSENTEE TURNOUT 83 4.7
 VOTE BY MAIL TURNOUT 111 6.3
 TOTAL TURNOUT 600 34.1

ZILLAH SCHOOL DISTRICT
 NUMBER OF PRECINCTS 4
 TOTAL REGISTERED VOTERS 1778
 TURNOUT AT THE POLLS 423 23.8
 ABSENTEE TURNOUT 81 4.6
 TOTAL TURNOUT 504 28.3

WEST VALLEY SCHOOL DIST.
 NUMBER OF PRECINCTS 27
 TOTAL REGISTERED VOTERS 11354
 TURNOUT AT THE POLLS 2360 20.8
 ABSENTEE TURNOUT 716 6.3
 VOTE BY MAIL TURNOUT 186 1.6
 TOTAL TURNOUT 3262 28.7

TOTAL
 REGISTRATION & TURNOUT

TOTAL PRECINCTS 179
 TOTAL REGISTERED VOTERS 64168
 TURNOUT AT THE POLLS 12012 18.7
 ABSENTEE TURNOUT 4214 6.6
 VOTE BY MAIL TURNOUT 1547 2.4
 TOTAL TURNOUT 17773 27.7

Precinct	Voters	Trnout	Pct	A	B	C	D	E	F	G	H	I	J	K	L
UNION GAP 2301	496	111	22.4	0	0	97	14								
UNION GAP 2303	557	117	21.0	2	0	89	26								
UNION GAP 2304	65	34	52.3	1	0	19	14								
UNION GAP 2305	45	16	35.6	0	0	4	12								
FAIRVIEW 3502	0	0	0.0	0	0	0	0								
FULLBRIGHT 3503	60	41	68.3	0	0	16	25								
OLD TOWN 4301	22	7	31.8	0	0	3	4								
ABSENTEE BALLOT TYPE 300	0	71	0.0	0	0	38	33								
==> Precinct Totals	1245	326	26.2	3	0	228	95								
==> Absentee Totals	0	71	0.0	0	0	38	33								
==> Total Votes	1245	397	31.9	3	0	266	128								

C O L U M N L E G E N D

A: UNION GAP SCHOOL DIST.
NO. 2 - LEVY
Blank Votes

D: UNION GAP SCHOOL DIST.
NO. 2 - LEVY
TAX LEVY - NO

G:

J:

B: UNION GAP SCHOOL DIST.
NO. 2 - LEVY
Over Votes

E:

H:

K:

C: UNION GAP SCHOOL DIST.
NO. 2 - LEVY
TAX LEVY - YES

F:

I:

L:

Precinct	Voters	Trnout	Pct	A	B	C	D	E	F	G	H	I	J	K	L
NACHES 1301	324	88	27.2	0	0	69	19								
CLIFFDELL 3204	102	73	71.6	0	0	22	51								
COWICHE CANYON 3208	112	65	58.0	3	0	30	32								
E NACHES 3305	584	152	26.0	0	0	111	41								
ESCHBACH 3313	442	97	21.9	0	0	69	28								
GLEED 3602	215	55	25.6	0	0	47	8								
LOWER NACHES 3904	27	9	33.3	0	0	2	7								
NILE 4102	439	111	25.3	1	0	69	41								
N GLEED 4111	508	113	22.2	0	0	91	22								
N WENAS 4115	84	53	63.1	1	0	24	28								
ORCHARD 4302	98	56	57.1	0	0	28	28								
RIMROCK 4503	119	65	54.6	0	0	33	32								
S COWICHE 4609	0	0	0.0	0	0	0	0								
SUNTIDES 4621	689	147	21.3	0	0	121	26								
S WENAS 4625	0	0	0.0	0	0	0	0								
UPPER WENAS 4901	31	15	48.4	0	0	7	8								
ABSENTEE BALLOT TYPE 310	0	216	0.0	4	0	93	119								
==> Precinct Totals	3774	1099	29.1	5	0	723	371								
==> Absentee Totals	0	216	0.0	4	0	93	119								
==> Total Votes	3774	1315	34.8	9	0	816	490								

C O L U M N L E G E N D

A: NACHES VALLEY SCHOOL DIST. NO. JT3 - LEVY Blank Votes	D: NACHES VALLEY SCHOOL DIST. NO. JT3 - LEVY TAX LEVY - NO	G:	J:
B: NACHES VALLEY SCHOOL DIST. NO. JT3 - LEVY Over Votes	E:	H:	K:
C: NACHES VALLEY SCHOOL DIST. NO. JT3 - LEVY TAX LEVY - YES	F:	I:	L:

Precinct	Voters	Trnout	Pct	A	B	C	D	E	F	G	H	I	J	K	L
YAKIMA 0101	185	65	35.1	0	0	30	35								
YAKIMA 0102	125	37	29.6	0	0	16	21								
YAKIMA 0103	406	36	8.9	0	0	31	5								
YAKIMA 0104	372	24	6.5	0	0	21	3								
YAKIMA 0105	176	54	30.7	0	0	31	23								
YAKIMA 0109	283	26	9.2	0	0	21	5								
YAKIMA 0110	219	18	8.2	0	0	16	2								
YAKIMA 0111	467	35	7.5	0	0	28	7								
YAKIMA 0112	227	36	15.9	0	0	29	7								
YAKIMA 0113	316	44	13.9	0	0	31	13								
YAKIMA 0114	502	126	25.1	0	0	107	19								
YAKIMA 0116	126	52	41.3	0	0	25	27								
YAKIMA 0117	110	49	44.5	0	0	34	15								
YAKIMA 0118	365	24	6.6	0	0	18	6								
YAKIMA 0120	285	9	3.2	0	0	8	1								
YAKIMA 0123	589	20	3.4	0	0	18	2								
YAKIMA 0126	409	35	8.6	0	0	31	4								
YAKIMA 0127	384	51	13.3	0	0	43	8								
YAKIMA 0128	202	31	15.3	0	0	28	3								
YAKIMA 0129	205	27	13.2	0	0	19	8								
YAKIMA 0130	228	40	17.5	1	0	34	5								
YAKIMA 0131	233	39	16.7	0	0	33	6								
YAKIMA 0132	319	41	12.9	0	0	33	8								
YAKIMA 0133	529	91	17.2	0	0	85	6								
YAKIMA 0134	448	139	31.0	0	0	129	10								
YAKIMA 0135	142	66	46.5	0	0	34	32								
YAKIMA 0136	267	49	18.4	0	0	46	3								
YAKIMA 0137	412	72	17.5	0	0	57	15								
YAKIMA 0138	317	78	24.6	0	0	67	11								
YAKIMA 0140	359	24	6.7	0	0	21	3								
YAKIMA 0142	586	56	9.6	0	0	44	12								
YAKIMA 0143	460	37	8.0	0	0	30	7								
YAKIMA 0145	248	17	6.9	0	0	11	6								
YAKIMA 0146	299	72	24.1	1	0	67	4								
YAKIMA 0148	237	105	44.3	0	0	88	17								
YAKIMA 0149	383	54	14.1	0	0	46	8								
YAKIMA 0150	289	90	31.1	0	0	82	8								
YAKIMA 0151	470	85	18.1	0	0	72	13								
YAKIMA 0152	560	69	12.3	1	0	48	20								

C O L U M N L E G E N D

A: YAKIMA SCHOOL DISTRICT NO. 7 - LEVY Blank Votes	D: YAKIMA SCHOOL DISTRICT NO. 7 - LEVY TAX LEVY - NO	G:	J:
B: YAKIMA SCHOOL DISTRICT NO. 7 - LEVY Over Votes	E:	H:	K:
C: YAKIMA SCHOOL DISTRICT NO. 7 - LEVY TAX LEVY - YES	F:	I:	L:

Precinct	Voters	Trnout	Pct	A	B	C	D	E	F	G	H	I	J	K	L
YAKIMA 0153	257	77	30.0	0	0	67	10								
YAKIMA 0154	620	54	8.7	0	0	50	4								
YAKIMA 0155	364	66	18.1	0	0	57	9								
YAKIMA 0156	348	32	9.2	0	0	27	5								
YAKIMA 0157	361	36	10.0	0	0	27	9								
YAKIMA 0158	277	84	30.3	0	0	73	11								
YAKIMA 0161	651	42	6.5	0	0	31	11								
YAKIMA 0162	528	69	13.1	0	0	53	16								
YAKIMA 0163	383	95	24.8	0	0	80	15								
YAKIMA 0164	310	80	25.8	0	0	67	13								
YAKIMA 0165	325	76	23.4	0	0	69	7								
YAKIMA 0166	516	60	11.6	0	0	52	8								
YAKIMA 0167	490	60	12.2	0	0	51	9								
YAKIMA 0168	532	92	17.3	0	0	83	9								
YAKIMA 0169	499	74	14.8	0	0	63	11								
YAKIMA 0170	280	63	22.5	0	0	59	4								
YAKIMA 0171	221	66	29.9	0	0	60	6								
YAKIMA 0172	390	78	20.0	0	0	74	4								
YAKIMA 0173	498	81	16.3	0	0	74	7								
YAKIMA 0175	644	186	28.9	0	0	169	17								
YAKIMA 0176	541	20	3.7	0	0	18	2								
YAKIMA 0177	394	65	16.5	0	0	57	8								
YAKIMA 0178	445	109	24.5	0	0	98	11								
YAKIMA 0183	605	40	6.6	0	0	34	6								
YAKIMA 0185	471	73	15.5	0	0	69	4								
YAKIMA 0187	233	52	22.3	1	0	46	5								
YAKIMA 0189	30	13	43.3	0	0	9	4								
YAKIMA 0190	477	40	8.4	1	0	38	1								
UNION GAP 2304	130	57	43.8	1	0	16	40								
UNION GAP 2305	16	8	50.0	0	0	4	4								
AIRPORT 3001	119	61	51.3	0	0	27	34								
CASCADE 3201	76	26	34.2	0	0	13	13								
CASTLEVALE 3202	244	14	5.7	0	0	12	2								
E SUMMITVIEW 3307	263	25	9.5	0	0	18	7								
ENGLEWOOD 3312	8	7	87.5	0	0	5	2								
FAIRGROUNDS 3501	13	6	46.2	1	0	3	2								
FAIRVIEW 3502	371	14	3.8	0	0	11	3								
SCENIC 4601	320	70	21.9	0	0	62	8								
S AIRPORT 4607	69	40	58.0	0	0	13	27								
S BROADWAY 4608	410	29	7.1	0	0	21	8								

C O L U M N L E G E N D

A: YAKIMA SCHOOL DISTRICT NO. 7 - LEVY Blank Votes	D: YAKIMA SCHOOL DISTRICT NO. 7 - LEVY TAX LEVY - NO	G:	J:
B: YAKIMA SCHOOL DISTRICT NO. 7 - LEVY Over Votes	E:	H:	K:
C: YAKIMA SCHOOL DISTRICT NO. 7 - LEVY TAX LEVY - YES	F:	I:	L:

Precinct	Voters	Trnout	Pct	A	B	C	D	E	F	G	H	I	J	K	L
S NOB HILL 4613	701	126	18.0	0	0	118	8								
STANTON 4620	379	23	6.1	0	0	22	1								
S HILLS 4624	187	86	46.0	4	0	38	44								
W FRUITVALE 5004	289	21	7.3	0	0	16	5								
W NOB HILL 5006	27	19	70.4	0	0	11	8								
ABSENTEE BALLOT TYPE 333	0	2252	0.0	21	2	1049	1180								
==> Precinct Totals	28051	4538	16.2	11	0	3677	850								
==> Absentee Totals	0	2252	0.0	21	2	1049	1180								
==> Total Votes	28051	6790	24.2	32	2	4726	2030								

C O L U M N L E G E N D

A: YAKIMA SCHOOL DISTRICT
NO. 7 - LEVY
Blank Votes

D: YAKIMA SCHOOL DISTRICT
NO. 7 - LEVY
TAX LEVY - NO

G:

J:

B: YAKIMA SCHOOL DISTRICT
NO. 7 - LEVY
Over Votes

E:

H:

K:

C: YAKIMA SCHOOL DISTRICT
NO. 7 - LEVY
TAX LEVY - YES

F:

I:

L:

Precinct	Voters	Trnout	Pct	A	B	C	D	E	F	G	H	I	J	K	L
MOXEE 1101	403	99	24.6	1	0	77	21			0	0	79	20		
BUTTERFIELD 3106	596	177	29.7	2	0	144	31			3	0	137	37		
COUNTRY CLUB 3206	757	253	33.4	3	0	216	34			1	0	205	47		
E MOXEE 3304	449	128	28.5	3	0	102	23			1	0	100	27		
MOXEE RURAL 4003	414	128	30.9	0	0	99	29			0	0	90	38		
N HOLLAND 4106	497	141	28.4	2	0	122	17			1	0	112	28		
REST HAVEN 4501	264	33	12.5	0	0	29	4			0	0	30	3		
SLAVIN 4606	420	68	16.2	0	0	60	8			0	0	59	8		
S HOLLAND 4611	258	27	10.5	0	0	22	5			1	0	21	6		
TERRACE HGTS 4802	1026	326	31.8	4	0	270	52			2	0	258	66		
W MOXEE 5017	432	125	28.9	0	0	112	13			2	0	104	19		
YAKIMA RIDGE 5101	49	28	57.1	2	0	17	9			0	0	19	9		
ABSENTEE BALLOT TYPE 380	0	351	0.0	3	0	148	200			3	0	133	215		
==> Precinct Totals	5565	1533	27.5	17	0	1270	246			11	0	1214	308		
==> Absentee Totals	0	351	0.0	3	0	148	200			3	0	133	215		
==> Total Votes	5565	1884	33.9	20	0	1418	446			14	0	1347	523		

C O L U M N L E G E N D

A: EAST VALLEY SCHOOL DIST. NO. 90 - LEVY Blank Votes	D: EAST VALLEY SCHOOL DIST. NO. 90 - LEVY TAX LEVY - NOJ	G: EAST VALLEY SCHOOL DIST. NO. 90 - BONDS Blank Votes	J: EAST VALLEY SCHOOL DIST. NO. 90 - BONDS BONDS - NO
B: EAST VALLEY SCHOOL DIST. NO. 90 - LEVY Over Votes	E:	H: EAST VALLEY SCHOOL DIST. NO. 90 - BONDS Over Votes	K:
C: EAST VALLEY SCHOOL DIST. NO. 90 - LEVY TAX LEVY - YES	F:	I: EAST VALLEY SCHOOL DIST. NO. 90 - BONDS BONDS - YES	L:

Precinct	Voters	Trnout	Pct	A	B	C	D	E	F	G	H	I	J	K	L
SELAH 1501	338	56	16.6	0	0	40	16								
SELAH 1502	661	175	26.5	0	0	139	36								
SELAH 1503	507	157	31.0	0	0	134	23								
SELAH 1504	489	134	27.4	0	0	109	25								
SELAH 1505	347	48	13.8	0	0	32	16								
E MOXEE 3304	0	0	0.0	0	0	0	0								
E SELAH 3306	275	45	16.4	0	0	34	11								
FIRING CENTER 3504	7	3	42.9	0	0	0	3								
LOWER WENAS 3903	774	192	24.8	0	0	125	67								
N SELAH HGTS 4108	303	67	22.1	0	0	51	16								
N SELAH 4112	590	137	23.2	2	0	102	33								
N WENAS 4115	0	0	0.0	0	0	0	0								
POMONA 4402	430	57	13.3	0	0	45	12								
SELAH CENTRAL 4602	387	74	19.1	0	0	51	23								
SELAH EXTENSION 4603	624	135	21.6	0	0	108	27								
SELAH RURAL 4604	239	62	25.9	0	0	50	12								
S SELAH HGTS 4614	405	117	28.9	0	0	96	21								
SUNTIDES 4621	8	2	25.0	0	0	2	0								
S WENAS 4625	11	7	63.6	0	0	5	2								
W SELAH 5016	407	97	23.8	0	0	79	18								
ABSENTEE BALLOT TYPE 400	0	246	0.0	1	0	107	138								
==> Precinct Totals	6802	1565	23.0	2	0	1202	361								
==> Absentee Totals	0	246	0.0	1	0	107	138								
==> Total Votes	6802	1811	26.6	3	0	1309	499								

C O L U M N L E G E N D

A: SELAH SCHOOL DIST. NO. 119 - LEVY Blank Votes	D: SELAH SCHOOL DIST. NO. 119 - LEVY TAX LEVY - NO	G:	J:
B: SELAH SCHOOL DIST. NO. 119 - LEVY Over Votes	E:	H:	K:
C: SELAH SCHOOL DIST. NO. 119 - LEVY TAX LEVY - YES	F:	I:	L:

Precinct	Voters	Trnout	Pct	A	B	C	D	E	F	G	H	I	J	K	L
GRANDVIEW 0301	133	61	45.9	0	0	29	32			0	0	27	34		
GRANDVIEW 0302	583	130	22.3	1	0	97	32			2	0	79	49		
GRANDVIEW 0303	676	172	25.4	1	0	116	55			1	0	103	68		
GRANDVIEW 0306	652	190	29.1	2	1	134	53			2	0	115	73		
BELMA 3101	412	76	18.4	1	0	32	43			0	0	29	47		
N GRANDVIEW 4105	231	52	22.5	0	0	35	17			0	0	31	21		
S GRANDVIEW 4610	513	128	25.0	1	0	90	37			1	0	67	60		
SUNNYVALLEY 4618	75	31	41.3	1	0	13	17			1	0	11	19		
ABSENTEE BALLOT TYPE 440	0	180	0.0	3	0	86	91			1	0	81	98		
==> Precinct Totals	3275	840	25.6	7	1	546	286			7	0	462	371		
==> Absentee Totals	0	180	0.0	3	0	86	91			1	0	81	98		
==> Total Votes	3275	1020	31.1	10	1	632	377			8	0	543	469		

C O L U M N L E G E N D

A: GRANDVIEW SCHOOL DIST.
NO. 116/200 - LEVY
Blank Votes

D: GRANDVIEW SCHOOL DIST.
NO. 116/200 - LEVY
TAX LEVY - NO

G: GRANDVIEW SCHOOL DIST.
NO. 116/200 - BONDS
Blank Votes

J: GRANDVIEW SCHOOL DIST.
NO. 116/200 - BONDS
BONDS - NO

B: GRANDVIEW SCHOOL DIST.
NO. 116/200 - LEVY
Over Votes

E:

H: GRANDVIEW SCHOOL DIST.
NO. 116/200 - BONDS
Over Votes

K:

C: GRANDVIEW SCHOOL DIST.
NO. 116/200 - LEVY
TAX LEVY - YES

F:

I: GRANDVIEW SCHOOL DIST.
NO. 116/200 - BONDS
BONDS - YES

L:

Precinct	Voters	Trnout	Pct	A	B	C	D	E	F	G	H	I	J	K	L
MABTON 0901	254	76	29.9	0	0	67	9								
BYRON 3105	43	20	46.5	0	0	4	16								
GLADE 3601	16	11	68.8	0	0	11	0								
MABTON RURAL 4002	249	65	26.1	1	0	57	7								
ABSENTEE BALLOT TYPE 420	0	18	0.0	1	0	13	4								
==> Precinct Totals	562	172	30.6	1	0	139	32								
==> Absentee Totals	0	18	0.0	1	0	13	4								
==> Total Votes	562	190	33.8	2	0	152	36								

C O L U M N L E G E N D

A: MABTON SCHOOL DISTRICT
NO. 120 - LEVY
Blank Votes

D: MABTON SCHOOL DISTRICT
NO. 120 - LEVY
TAX LEVY - NO

G:

J:

B: MABTON SCHOOL DISTRICT
NO. 120 - LEVY
Over Votes

E:

H:

K:

C: MABTON SCHOOL DISTRICT
NO. 120 - LEVY
TAX LEVY - YES

F:

I:

L:

Precinct	Voters	Trnout	Pct	A	B	C	D	E	F	G	H	I	J	K	L
TIETON 1901	223	47	21.1	0	0	36	11								
E TIETON 3308	496	128	25.8	1	0	100	27								
NACHES HTS 4101	225	66	29.3	0	0	54	12								
N COWICHE 4104	407	101	24.8	0	0	76	25								
RIMROCK 4503	0	1	0.0	0	0	0	1								
S COWICHE 4609	209	64	30.6	0	0	54	10								
SUMMITVIEW 4626	23	9	39.1	0	0	2	7								
S NACHES HGHTS 4627	177	101	57.1	0	0	57	44								
WESTVIEW 5010	2	0	0.0	0	0	0	0								
ABSENTEE BALLOT TYPE 500	0	83	0.0	2	0	34	47								
==> Precinct Totals	1762	517	29.3	1	0	379	137								
==> Absentee Totals	0	83	0.0	2	0	34	47								
==> Total Votes	1762	600	34.1	3	0	413	184								

C O L U M N L E G E N D

A: HIGHLAND SCHOOL DISTRICT NO. 203 - LEVY Blank Votes	D: HIGHLAND SCHOOL DISTRICT NO. 203 - LEVY TAX LEVY - NO	G:	J:
B: HIGHLAND SCHOOL DISTRICT NO. 203 - LEVY Over Votes	E:	H:	K:
C: HIGHLAND SCHOOL DISTRICT NO. 203 - LEVY TAX LEVY - YES	F:	I:	L:

Precinct	Voters	Trnout	Pct	A	B	C	D	E	F	G	H	I	J	K	L
ZILLAH 2701	594	147	24.7	0	0	127	20								
ZILLAH 2702	294	90	30.6	0	0	83	7								
E ZILLAH 3311	571	119	20.8	0	0	96	23								
S ZILLAH 4622	319	67	21.0	0	0	54	13								
ABSENTEE BALLOT TYPE 540	0	81	0.0	1	0	35	45								
==> Precinct Totals	1778	423	23.8	0	0	360	63								
==> Absentee Totals	0	81	0.0	1	0	35	45								
==> Total Votes	1778	504	28.3	1	0	395	108								

C O L U M N L E G E N D

- A: ZILLAH SCHOOL DISTRICT NO. 205 - LEVY
Blank Votes
- B: ZILLAH SCHOOL DISTRICT NO. 205 - LEVY
Over Votes
- C: ZILLAH SCHOOL DISTRICT NO. 205 - LEVY
TAX LEVY - YES
- D: ZILLAH SCHOOL DISTRICT NO. 205 - LEVY
TAX LEVY - NO
- E:
- F:
- G:
- H:
- I:
- J:
- K:
- L:

Precinct	Voters	Trnout	Pct	A	B	C	D	E	F	G	H	I	J	K	L
YAKIMA 0163	10	3	30.0	0	0	3	0								
YAKIMA 0174	550	123	22.4	0	0	106	17								
YAKIMA 0179	422	72	17.1	0	0	59	13								
YAKIMA 0180	314	70	22.3	1	0	65	4								
YAKIMA 0181	368	86	23.4	0	0	74	12								
YAKIMA 0186	287	52	18.1	0	0	49	3								
YAKIMA 0187	91	14	15.4	0	0	10	4								
YAKIMA 0188	212	47	22.2	0	0	34	13								
APPLE VALLEY 3003	527	138	26.2	0	0	120	18								
CHINOOK 3203	403	103	25.6	0	0	90	13								
COTTONWOOD 3205	342	64	18.7	0	0	53	11								
E AHTANUM 3301	562	107	19.0	0	0	78	29								
ENGLEWOOD 3312	105	66	62.9	0	0	38	28								
GROMORE 3605	768	172	22.4	1	0	132	39								
HARWOOD 3702	745	204	27.4	0	0	168	36								
HILLSIDE 3703	396	74	18.7	0	0	70	4								
N TAMPICO 4114	43	26	60.5	0	0	4	22								
SUNSET 4619	151	94	62.3	0	0	39	55								
S AHTANUM 4623	382	86	22.5	0	1	67	18								
TAMPICO 4801	310	39	12.6	0	0	23	16								
W AHTANUM 5003	798	106	13.3	1	0	73	32								
WESTVIEW 5010	601	150	25.0	0	0	131	19								
WESTWOOD 5011	685	136	19.9	0	0	124	12								
WIDE HOLLOW 5013	454	97	21.4	0	0	79	18								
WILEY CITY 5014	466	91	19.5	0	0	75	16								
WEST VALLEY 5018	527	124	23.5	0	0	106	18								
ZIER 5201	835	202	24.2	0	0	167	35								
ABSENTEE BALLOT TYPE 581	0	716	0.0	2	0	304	410								
==> Precinct Totals	11354	2546	22.4	3	1	2037	505								
==> Absentee Totals	0	716	0.0	2	0	304	410								
==> Total Votes	11354	3262	28.7	5	1	2341	915								

C O L U M N L E G E N D

A: WEST VALLEY SCHOOL DIST. NO. 208 - LEVY Blank Votes	D: WEST VALLEY SCHOOL DIST. NO. 208 - LEVY TAX LEVY - NO	G:	J:
B: WEST VALLEY SCHOOL DIST. NO. 208 - LEVY Over Votes	E:	H:	K:
C: WEST VALLEY SCHOOL DIST. NO. 208 - LEVY TAX LEVY - YES	F:	I:	L: