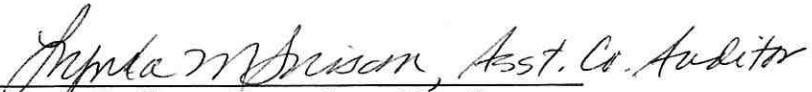


Oath of County Auditor or Supervisor of Elections

STATE OF WASHINGTON)
) ss.
COUNTY OF Yakima)

I solemnly swear that the returns of the Special Election held on March 14, 2006, in Yakima County, State of Washington, have been in no way altered and that they are the same as when they were deposited in my office.



County Auditor or Supervisor of Elections

Subscribed and sworn to me this 24th day of March, 2006




Chairman, County Legislative Authority

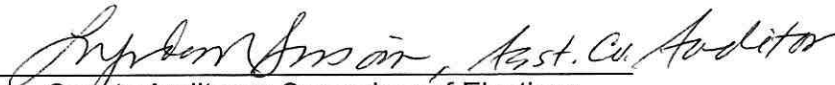
Certification of the Canvassing Board

STATE OF WASHINGTON)
) ss.
COUNTY OF Yakima)

The undersigned officers designated by law as constituting the Canvassing Board for the County of Yakima, State of Washington, hereby certify that this is a full, true and correct copy of the Abstract of Votes including the cumulative results, precinct results, and a reconciliation report of votes cast at the Special Election held on March 14, 2006, in Yakima County, State of Washington, and that the following are the true and reconciled numbers of voters and votes counted.

Witness our hands and official seal this 24th day of March, 2006





County Auditor or Supervisor of Elections



Chairman, County Legislative Authority



County Prosecuting Attorney

County **Yakima**

Date of Completion **March 24, 2006**

**Certification Reconciliation Report
Special Election
March 14, 2006**

Registration

Total number of active registered voters in all precincts	7,527
Total number of inactive registered voters in all precincts	443
Total registered voters in all precincts	7,970
Total absentee ballots counted (includes absentee, VBM, federal write-in, overseas, out of state, and service ballots)	3,704
Total poll site ballots counted (includes poll site and provisional ballots)	N/A
Total Ballots counted	3,704

Absentee and VBM Ballots

The total number of absentee/VBM ballots issued	7,527
The total number of absentee/VBM ballots returned	3,740
The total number of absentee/VBM ballots rejected	35
The total number of absentee/VBM ballots counted	3,704 **

Federal Write-In Ballots

The total number of federal write-in ballots counted	0
--	---

Out-of-State, Overseas, and Service Voters

The total number of out-of-state, overseas, and service voters' ballots issued	82
The total number of out-of-state, overseas, and service voters' ballots returned	28
The total number of out-of-state, overseas, and service voters' ballots rejected	0
The total number of out-of-state, overseas, and service voters' ballots counted	28

Provisional Ballots

The total number of provisional ballots issued (from other counties)	N/A
The total number of provisional ballots rejected	N/A
The total number of provisional ballots counted	N/A

**1 ballot stamped with two names and address - ballot not counted - voter credit not removed

County **Yakima**

Date of Completion **March 24, 2006**

**30 Day Reconciliation Report
Special Election
March 14, 2006**

Registration

Total number of registered voters (active and inactive) in all precincts	7,970
Total number of voters credited	3,705
Number of absentee voters credited	N/A
Number of by mail voters credited	3,705 **
Number of designated accessibility site voters credited	N/A
Number of provisional ballot voters credited	N/A
Number of federal write-in ballot voters credited	0
Number of out-of-state, overseas, and service voters credited (included in by mail count)	28
Number of voters credited even though the ballot was late and not counted	0

**1 Ballot stamped with two names and address - ballot did not count - credit not removed from voters

Cumulative Report — Official Yakima County — Special Election — March 14, 2006

Page 1 of 1

03/24/2006 08:13 AM

Total Number of Voters : 3,704 of 7,492 = 49.44%

Precincts Reporting 11 of 11 = 100.00%

Party	Candidate	Early	Election	Total
East Valley School Dist. No. 90 - Prop. No. 1, Vote For 1				
	Levy - Yes	0 0.00%	2,338 63.16%	2,338 63.16%
	Levy - No	0 0.00%	1,364 36.84%	1,364 36.84%
	Cast Votes:	0 0.00%	3,702 99.95%	3,702 99.95%
	Over Votes:	0 0.00%	0 0.00%	0 0.00%
	Under Votes:	0 0.00%	2 0.05%	2 0.05%

**Canvass Report — Total Voters — Official
Yakima County — Special Election — March 14, 2006**

Page 1 of 1

03/24/2006 08:14 AM

Total Number of Voters : 3,704 of 7,492 = 49.44%

Precincts Reporting 11 of 11 = 100.00%

East Valley School Dist. No. 90 - Prop. No. 1

Precinct	Early Voting Ballots Cast	Election Day Ballots Cast	Total Ballots Cast	Registered Voters	Percent Turnout	Levy - Yes	Levy - No	Totals
1101	0	320	320	720	44.44%	212	108	320
3106	0	324	324	674	48.07%	216	108	324
3206	0	388	388	789	49.18%	281	107	388
3304	0	369	369	682	54.11%	211	158	369
4003	0	678	678	1,446	46.89%	394	284	678
4106	0	310	310	542	57.20%	180	130	310
4501	0	102	102	264	38.64%	54	48	102
4504	0	233	233	484	48.14%	157	76	233
4606	0	287	287	636	45.13%	162	125	287
4802	0	589	589	1,063	55.41%	403	184	587
5101	0	104	104	192	54.17%	68	36	104
Totals:	0	3,704	3,704	7,492		2,338	1,364	3,702

* - Suppressed due to low voter turnout