

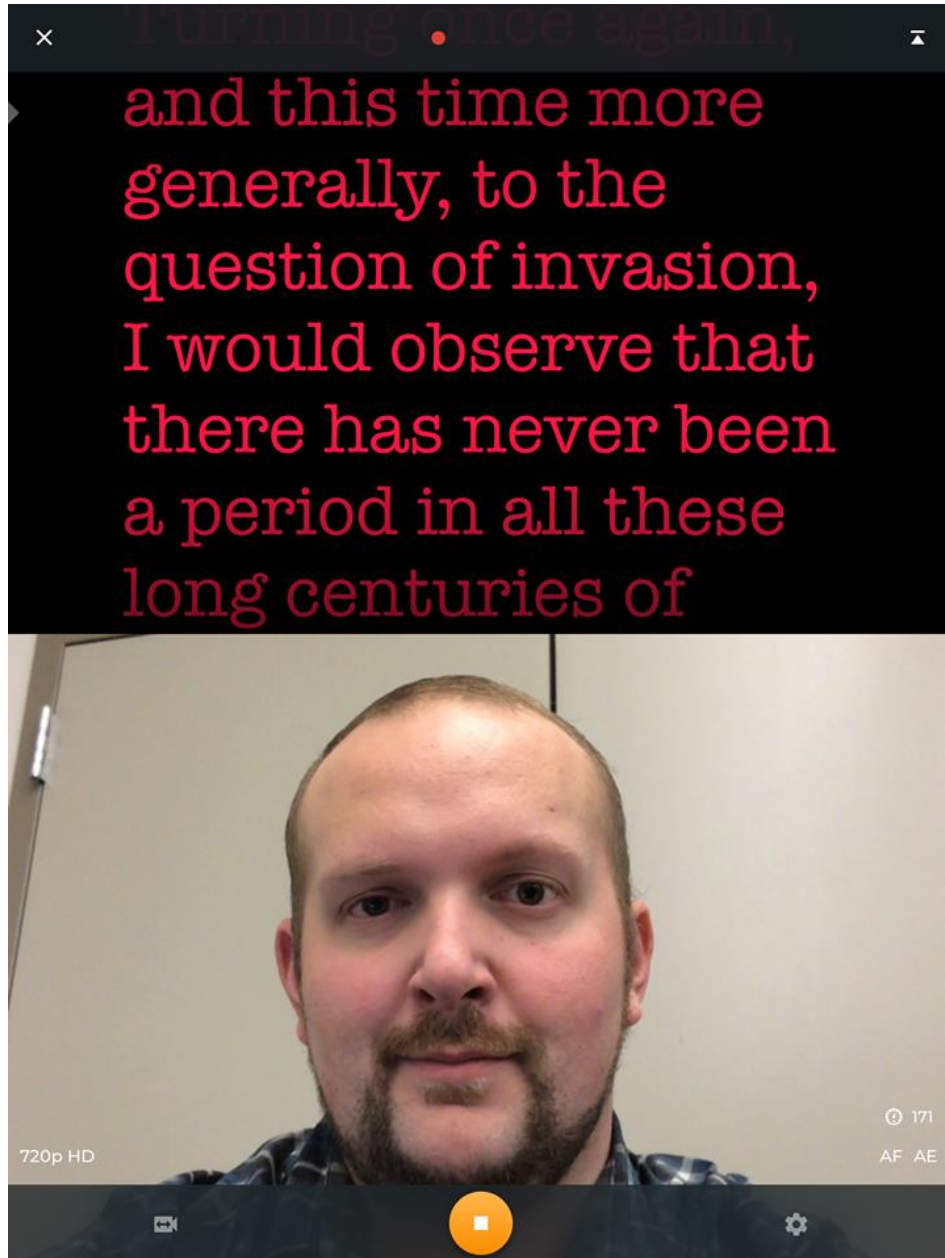
Name: PromptSmart Pro – Teleprompter

Devices: iPad, Android

Description: Teleprompter pro is a mobile app that allows you to create a script then read it in a way that makes it appear as if you are speaking directly into the camera. **Using VoiceTrack™** the script automatically starts and stops at your pace allowing you to focus on other production values.

Website: <https://promptsmart.com/products/pro>

Cost: \$19.99



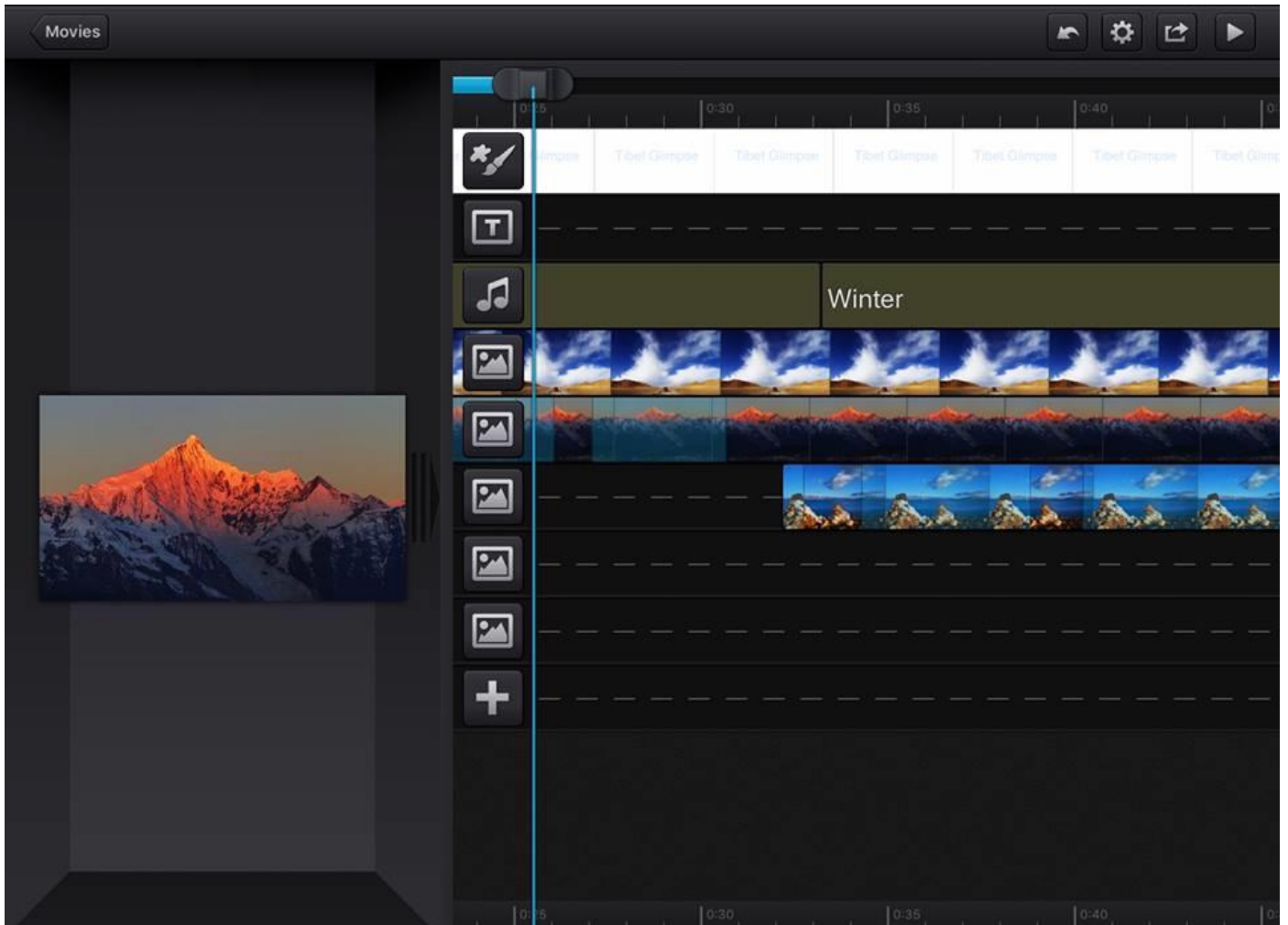
Name: Cute Cut Pro

Devices: iPad, Android

Description: Cute Cut Pro allows you to edit videos and add content such as music, voiceovers, photos, title pages, etc. This app is incredibly user friendly and will allow anyone to edit videos on the fly.

Website: <http://cutecut.mobivio.com>

Cost: \$5.99



Name: Google Sites

Devices: iPad, Android, PC

Description: Build internal project hubs, team sites, public-facing websites, and more—all without designer, programmer, or IT help. With the new Google Sites, building websites is easy. Just drag content where you need it.

When you create a new site, it's automatically added to Drive, like your other files stored in Drive. You can edit a Google Site together with someone else in real time and see each other's changes live. Publish the site for everyone to see or restrict sharing permissions and make the site accessible only to people you want to share it with, like vendors or suppliers.

Website: <https://sites.google.com/new>

Cost: Free

2019 Snowpack Flooding

All changes saved in Drive

ECFlooding-March 2...

Emerald River Flooding - March 2019

The Emerald River has reached bank-full level and may begin flooding in the next 24 hours.

Click to edit text

Insert Pages Themes

Text box Images

Embed From Drive

Layouts

Table of contents

Button

Divider

YouTube

Publish

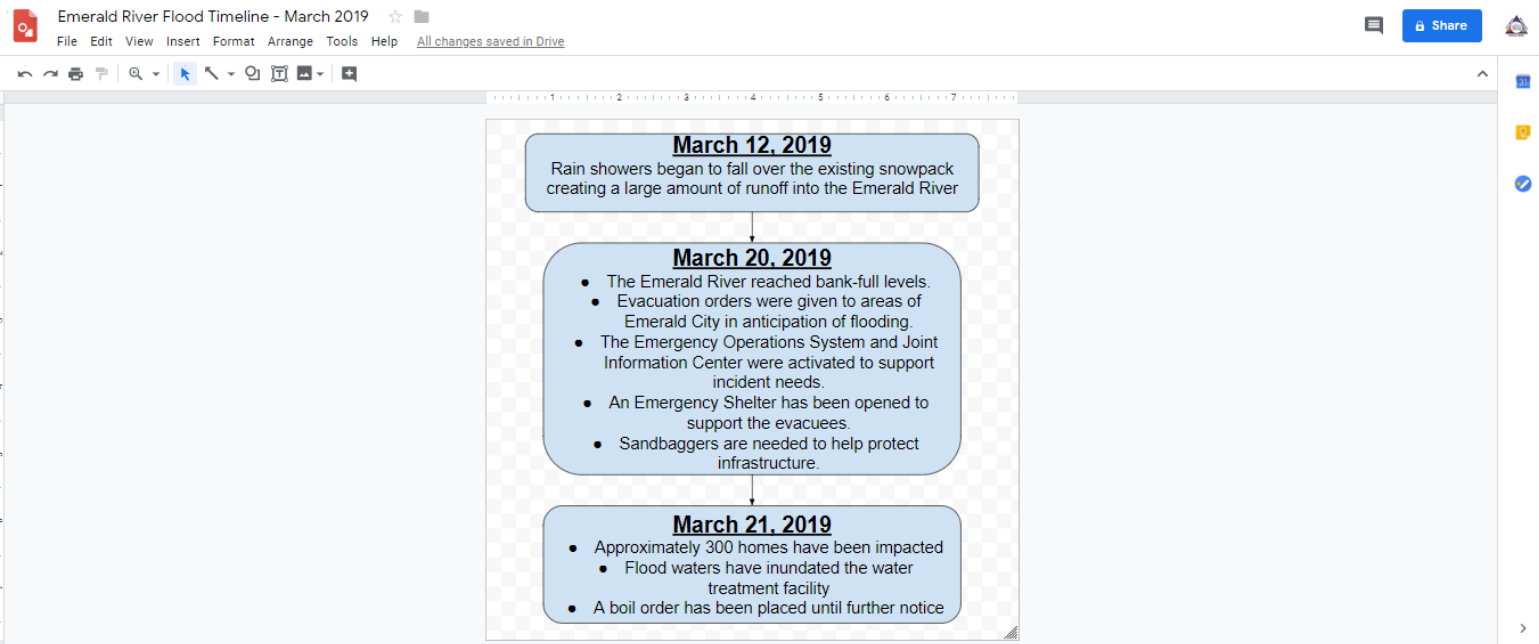
Name: Google Drawing

Devices: iPad, Android, PC

Description: Google Drawings is a free, web-based diagramming software developed by Google. It allows users to collaborate and work together in real time to create flowcharts, organizational charts, website wireframes, mind maps, concept maps, and other types of diagrams.

Website: <https://docs.google.com/drawings>

Cost: Free



Name: Google Maps

Devices: iPad, Android, PC

Description: Add points or draw shapes anywhere, Find places and save them to your map, Instantly make maps from spreadsheets, Show your style with icons and colors, Add photos and videos to any place.

Website: <https://www.google.com/maps>

Example Web Address:

<https://drive.google.com/open?id=1Ri2GK4pdnBKEiAm9Go2FmO3aHaajOF0B&usp=sharing>

Cost: Free

Instructions: See your My Map

If you created maps in My Maps, you can see your 5 most recent maps in Google Maps. To see your maps, follow the steps below.

1. [Sign in](#) and open [Google Maps](#).
2. Click Menu ☰ > Your places > Maps.
3. To edit a map, choose a map and click Open in My Maps. You'll be taken to My Maps, where you can edit your map.

Note: If you're using Maps in [Lite mode](#), you can't view your My Maps in Google Maps.

Create a map in My Maps

1. To create a map, open [Google My Maps](#).
2. Click Create Map Button located at the bottom of the screen.

