Geographic Information Systems (GIS)

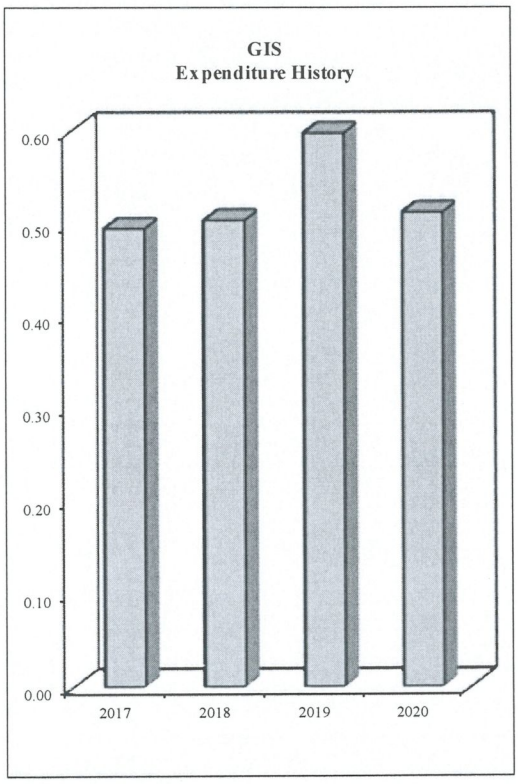

Expenditures	2017 Actual	2018 Actual	2019 Budget	2020 Budget
Salaries & Wages	296,546	309,277	305,956	299,601
Personnel Benefits	66,392	90,315	108,881	111,888
Supplies	11,977	5,778	21,000	7,000
Other Services & Charges	115,605	75,838	158,155	90,846
Capital Outlay	-	10,948	-	-
Depreciation	3,645	10,948	2,940	2,093
Total Expenditures	494,165	503,104	596,932	511,428
Ending Fund Equity	61,384	(52,370)	134,350	186,535
Total	555,549	450,734	731,282	697,963

Program Description:

The Geographic Information Services (GIS) Department provides geographic information and analysis to County departments, local and regional agencies and the general public. The GIS department works in conjunction with the County Assessor to maintain the digital map of parcels and the county WEB mapping application. GIS also updates street maps and produces a road atlas for all of Yakima County.

Major Objectives:

The major objective of the GIS department is to support the creation, use, and maintenance of a digital library of land use, transportation, demographics, health public safety, and resource management activities for Yakima County. GIS will continue to deliver more geographic information via the Internet with the goal of meeting the majority of the public's geographic and mapping needs from their place of business or residence.

Revenue/Expenditure Comment:

This department is funded through Public Works, grants, contracts with other entities, map sales and the General Fund.

2020 Final Budget
Revenue
As of November 30, 2019

		2017 Actual	2018 Actual	2019 Current	2019 Budget	2020 Budget
GIS						
REVENUES						
501 50130810001	Beg Fund Balance Restricted				19,000	
501 50130881001	Beg Fund Balance Unreserved				158,320	175,807
501 50134171001	Sale of Maps & Publications	351	370	1,035	1,000	500
501 50134175001	Sales Maps & Publications NT	7,269	6,519	5,971	7,000	7,000
501 50134180002	Info Processing-Public	14,726	7,917	55,242	55,000	8,000
501 50134181002	Info Proc Serv-Agency	8,121	8,255	7,783	8,436	8,775
501 50134880001	Info Proc Serv-County	450,535	458,628	435,593	473,826	489,181
501 50136111001	Investment Interest	3,044	3,883	3,504	1,500	1,500
501 50136111032	Gain/Loss on Investments	181-	122	997		
501 50136200100	Rents	6,600	6,800	6,640	7,200	7,200
Fnd 501 GIS		490,465	492,495	516,764	731,282	697,963

2020 Final Budget
Expenditures
As of November 30, 2019

		2017 Actual	2018 Actual	2019 Current	2019 Budget	2020 Budget
GIS						
Reclassification & Cost Alloc.						
501 5010200	Ending Fund Balance				134,350	186,535
Obj 000	Reclassification & Cost Alloc.				134,350	186,535
Salaries						
501 5011001	Salaries & Benefits	281,709	286,647	268,498	292,956	299,601
501 5011003	Salaries-Extra Help	13,949	16,888	10,454	11,000	
501 5011010	Accrued Annual Leave	888	5,741	809	2,000	
Obj 001	Salaries	296,546	309,277	279,762	305,956	299,601
Personnel Benefits						
501 5012002	Benefits-Direct	99,112	105,528	99,176	108,881	111,888
501 5012005	Benefits-Pension Expense	32,719-	15,213-			
Obj 002	Personnel Benefits	66,393	90,315	99,176	108,881	111,888
Supplies						
501 5013101	Office & Operating Supplies	4,798	3,888	5,876	5,000	5,000
501 5013501	Small Tools & Minor Equipmen	135	1,673	830	1,000	1,000
501 5013502	Computer Software	383	216		1,000	1,000
501 5013590	Small Attrac Computer/Monito	6,661		13,041	14,000	
Obj 003	Supplies	11,977	5,778	19,746	21,000	7,000
Other Services - Charges						
501 5014101	Professional Services	70,189	29,595	72,575	103,000	31,147
501 5014137	Prof Serv-Program Support	3,720	2,030	2,506	2,734	2,776
501 5014191	Prof Serv-Purchasing	1,126	371	356	388	416
501 5014192	Prof Serv-Tech Services	19,456	19,017	22,279	24,304	29,257
501 5014199	Prof Serv-DOS	2,151	2,211	2,136	2,330	2,450
501 5014201	Communications-Telephone	672	686	132	700	700
501 5014202	Communications-Postage	41	81	67	200	200
501 5014219	Phone Charges-Allocated	432	360	330	500	500
501 5014301	Travel	300	1,815	3,053	4,205	4,205
501 5014501	Operating Rental & Leases	667	1,001	490	1,000	1,000
501 5014590	Rent-Facilities Maint	14,938	14,938	13,693	14,938	14,938
501 5014690	Insurance-Interfund	1,534	1,348	2,206	2,406	1,807
501 5014901	Miscellaneous	380	2,385	169	1,450	1,450
Obj 004	Other Services - Charges	115,605	75,838	119,991	158,155	90,846
Capital Outlay						

2020 Final Budget
Expenditures
As of November 30, 2019

		2017 Actual	2018 Actual	2019 Current	2019 Budget	2020 Budget
GIS						
501 5016401	Machinery & Equipment		10,948			
Obj 006	Capital Outlay		10,948			
Other						
501 5019101	Depreciation/Ammortization	3,645	10,948		2,940	2,093
Obj 009	Other	3,645	10,948		2,940	2,093
Fnd 501	GIS	494,165	503,104	518,675	731,282	697,963

Technology Services

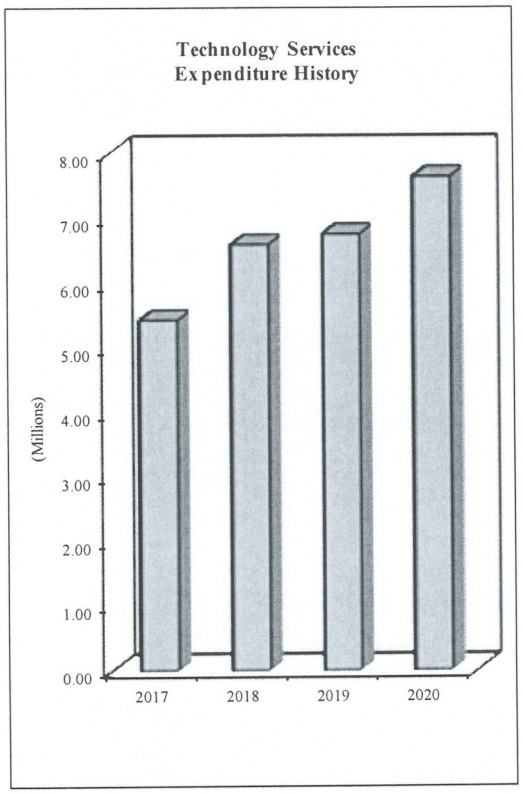

Expenditures	2017 Actual	2018 Actual	2019 Budget	2020 Budget
Salaries & Wages	2,013,317	2,031,870	2,217,951	2,352,521
Personnel Benefits	389,009	773,941	856,183	759,106
Supplies	339,565	78,394	188,871	154,233
Other Services & Charges	2,228,678	2,395,269	2,904,302	3,796,525
Capital Outlay	130,099	179,325	281,200	285,235
Depreciation	263,407	367,651	234,717	277,866
Operating Transfer Out	56,800	754,800	58,300	-
Total Expenditures	5,420,875	6,581,250	6,741,524	7,625,486
Ending Fund Equity	2,246,379	1,172,346	2,064,463	965,378
Total	7,667,254	7,753,596	8,805,987	8,590,864

Program Description:

Technology Services provides support for information technology to county departments, local agencies, cities and towns within Yakima County. Services include computer hardware and software support, data base management, voice and data communications, software development, internet services, desktop computing support, network security, data backup and enterprise data center services.

Major Objectives:

- Technology Services operates and supports all major technology systems and infrastructure for our customers' use.
- Redesign and reconfigure county networks to enhance our security position and better serve TS customers. This project will enable TS to isolate different business units so that an attack on one unit will not affect any of the others. This will require next generation firewalls, core switching changes and physical network restructuring.
- Start up and put several new large business systems into production. Major new systems are planned for Superior Court, Assigned Counsel, District Court and others.
- Continue work on the statewide Local Government Network (LGN) to enable regionalization of services between different jurisdictions.

Revenue/Expenditure Comment:

Costs for computing and communications are apportioned to all County departments (both general fund departments and non-general fund departments) according to the computing and support resources required by each. Miscellaneous revenues are received from external users of county information residing on county computers and from internal training/consulting efforts.

2020 Final Budget
Revenue
As of November 30, 2019

		2017 Actual	2018 Actual	2019 Current	2019 Budget	2020 Budget
Technology Services						
REVENUES						
502 50230881001	Beg Fund Balance Unreserved				2,233,191	1,172,346
502 50234180001	Info Proce Serv-Public	649,025	500,952	352,272	685,817	82,908
502 50234180008	Info Proce Serv YakCorp		184,721	230,278	197,028	684
502 50234181002	Info Process Service-Agency	73,740	69,481	81,071	61,542	50,000
502 50234181005	Information Access Fee	173,884	170,438	159,887	68,585	198,311
502 50234181007	Info Serv-Agency Depreciatio				3,206	3,002
502 50234181008	Phone Charges-Agency	16,867	17,644	16,811	16,088	150,000
502 50234810001	Phone Charges-County	81,324	83,196	76,743	84,712	655,000
502 50234880001	Info Process Service-County	4,546,266	4,816,409	4,894,976	5,212,769	6,032,358
502 50234880002	Info Serv-County Depreciatio	248,277	208,018	207,400	223,049	226,255
502 50236111001	Investment Interest	27,942	45,197	40,332	20,000	20,000
502 50236111032	Gain/Loss on Investments	3,351-	1,480	11,912		
502 50236991001	Other Misc. Revenue	2,400	909	2,810		
502 50237910002	Capital Contrb-Interfund		172,197			
502 50239510001	Proceeds From Sale/Fixed Ass	2,001-	1,448-			
Fnd 502 Technology Services		5,814,374	6,269,195	6,074,492	8,805,987	8,590,864

2020 Final Budget
Expenditures
As of November 30, 2019

		2017 Actual	2018 Actual	2019 Current	2019 Budget	2020 Budget
Technology Services						
Administration						
Reclassification & Cost Alloc.						
502 100119	Oper Trans Out-Capital Proj		700,000			
502 100200	Ending Fund Balance				2,064,463	965,378
Obj 000	Reclassification & Cost Alloc.		700,000		2,064,463	965,378
Salaries						
502 101001	Salaries & Wages	366,794	400,300	326,817	457,050	548,668
502 101002	Salaries-Overtime			215	1,000	1,000
502 101003	Salaries-Extra Help				5,000	5,000
502 101009	Standby Pay				25,200	25,200
502 101010	Accrued Annual Leave	6,656	7,465-	41,077-		
Obj 001	Salaries	373,450	392,836	285,954	488,250	579,868
Personnel Benefits						
502 102002	Benefits-Direct	123,197	135,754	116,428	181,832	182,889
502 102005	Benefits-Pension Expense	356,011-	172			
Obj 002	Personnel Benefits	232,814-	135,927	116,428	181,832	182,889
Supplies						
502 103101	Office & Operating Supplies	3,259	2,504	2,558	4,500	4,500
502 103501	Small Tools & Minor Equipmen	1,410	270	2,049	8,600	8,600
502 103502	Software	130		25,687	2,424	2,424
502 103590	Small Attrac-Tracked Invento	4,233	1,441	2,378	5,000	5,000
Obj 003	Supplies	9,032	4,215	32,672	20,524	20,524
Other Services - Charges						
502 104101	Professional Services	3,495	30,013	32	11,000	11,000
502 104102	Pro Serv KnowBe4	7,425	10,790	14,542	10,000	10,000
502 104137	Prof Serv-Program Support	54,574	57,486	55,960	61,047	57,856
502 104191	Prof Serv-Purchasing Serv	17,722	19,960	19,547	21,324	23,174
502 104201	Communication-Telephone	2,380	240	232	3,500	3,500
502 104202	Communication-Postage	91	223	192	300	300
502 104210	Long Distance Charges	2,475				
502 104219	Phone Charges-Allocated	3,516	3,336	3,058	3,750	3,336
502 104301	Travel	3,654	2,270	527	2,000	2,000
502 104401	Advertising	3,034	840	880	3,500	3,500
502 104501	Operating Rentals & Lease	1,664	878	1,314	2,100	2,100
502 104590	Rent-Facil Maint	80,550	80,550	73,838	80,550	80,550
502 104690	Liability Insurance	14,224	11,784	19,560	21,338	16,286
502 104801	Repairs & Maintenance		95			
502 104901	Miscellaneous	517	2,055	1,425	1,000	1,000

2020 Final Budget
Expenditures
As of November 30, 2019

		2017 Actual	2018 Actual	2019 Current	2019 Budget	2020 Budget
Technology Services						
Administration						
Other Services - Charges						
502 104902	Miscellaneous Costs		5,204	12,504	14,282	12,093
Obj 004	Other Services - Charges	195,320	225,725	203,610	235,691	226,695
Sub 010	Administration	344,988	1,458,701	638,664	2,990,760	1,975,354
Reserves						
Supplies						
502 113590	Small Attrac-Tracked Invento		1,374			
Obj 003	Supplies		1,374			
Other Services - Charges						
502 114101	Professional Services	1,560			20,000	
Obj 004	Other Services - Charges	1,560			20,000	
Sub 011	Reserves	1,560	1,374		20,000	
Phones						
Other Services - Charges						
502 154201	Communication-Telephone	1,305	1,305	1,450	1,750	1,750
502 154221	Call Charges	90,666	100,766	96,551	100,800	104,500
Obj 004	Other Services - Charges	91,970	102,070	98,001	102,550	106,250
Sub 015	Phones	91,970	102,070	98,001	102,550	106,250
Network Operations						
Reclassification & Cost Alloc.						
502 200183	Operating Transfer out-2010				26,818	
Obj 000	Reclassification & Cost Alloc.				26,818	
Salaries						
502 201001	Salaries & Wages	245,936	246,115	304,460	363,656	394,027
502 201002	Salaries-Overtime	14,550	8,319	12,243	15,000	17,500
502 201010	Accrued Annual Leave	2,301	608	30,634-		
Obj 001	Salaries	262,787	255,042	286,069	378,656	411,527
Personnel Benefits						
502 202002	Benefits-Direct	94,461	95,756	114,810	144,772	131,342
502 202004	Benefits-Bank Accruals	800-	1,870	1,365-		

2020 Final Budget
Expenditures
As of November 30, 2019

		2017 Actual	2018 Actual	2019 Current	2019 Budget	2020 Budget
Technology Services						
Network Operations						
Obj 002	Personnel Benefits	93,661	97,626	113,446	144,772	131,342
Supplies						
502 203101	Office & Operating Supplies	1,946	1,255	1,653	3,000	3,000
502 203501	Small Tools & Minor Equipmen	94,648	7,999	4,023	15,000	15,000
502 203502	Software			63,009	50,963	9,140
502 203590	Small Attrac-Tracked Invento	14,285	5,039	6,726	5,000	5,000
Obj 003	Supplies	110,879	14,293	75,411	73,963	32,140
Other Services - Charges						
502 204101	Professional Services	358		225	15,000	15,000
502 204112	Prof Serv-Network Instrument			715	6,000	6,000
502 204113	Prof Serv-NEC/One Call	187	143	85	200	100
502 204114	Prof Serv-Secure FTP Process			990	845	845
502 204116	Pacific Power Light NetOPs	452	300	362	400	500
502 204117	Open Domain Solution	1,668	1,804	1,898	2,000	2,000
502 204118	Zones Forescout Vendor	11,408	11,057		26,700	26,700
502 204120	Vendor Maint on NESSUS	14,907	11,717	10,306	16,000	2,190
502 204121	Structured M&O	258	15,570	12,450	22,300	28,500
502 204122	SPLUNK					9,819
502 204123	GovQA	31,300	24,885	28,324	28,050	32,500
502 204125	Veeam		9,688	11,218	10,800	13,000
502 204126	Prof Services DSX/E3		5,112	1,671	5,112	
502 204190	Prof Serv-Communication Serv	6,390				
502 204201	Communication-Telephone	1,374	854	20		
502 204202	Communication-Postage		30			
502 204203	Century Link Net OPS	2,228	7,873	8,020	19,370	19,370
502 204212	Comm-Cell Phones	3,995	9,580	16,992	17,000	21,600
502 204213	Comm - DIS-IGN	18,150	19,800	16,500	20,000	20,000
502 204301	Travel	8,042	6,670	4,134	7,500	7,500
502 204501	Operating Rentals & Lease	5,004	5,333	5,171	18,000	18,000
502 204511	Comm-Charter	9,180	6,674	4,000	5,194	7,800
502 204701	Utility Services	374	421	667	720	500
502 204801	Repairs & Maintenance		163	4,740		
502 204810	Rep & Maint - Cabling	7,514	10,850	3,981	8,000	8,000
502 204811	Rep & Maint - Switch Maint	86,924	40,881	2,021	20,000	20,000
502 204813	Rep&Maint - Solarwinds Net M	1,815		2,866	3,400	3,400
502 204814	Rep&Maint - Cisco	165,018	44,721	101,425	101,723	149,000
502 204820	Repairs - Misc.	12,506	10,153	10,187	70,000	30,000
502 204901	Miscellaneous	1,033	12,377	4,239	12,000	12,000
502 204902	Dedicated Bandwidth Pass Thr				1,300	1,300
502 204991	Miscellaneous-Training	3,629	8,935	16,389	20,000	20,000
Obj 004	Other Services - Charges	393,716	265,593	269,597	457,614	475,624

2020 Final Budget
Expenditures
As of November 30, 2019

		2017 Actual	2018 Actual	2019 Current	2019 Budget	2020 Budget
Technology Services						
Network Operations						
Capital Outlay						
502 206401	Machinery & Equipment		24,513		15,000	15,000
Obj 006	Capital Outlay		24,513		15,000	15,000
Debt Service-Principal						
502 207801	Intergovernmental Loans					26,059
Obj 007	Debt Service-Principal					26,059
Other						
502 209101	Depreciation/Ammortization	131,229	221,069	143,975	157,064	160,167
Obj 009	Other	131,229	221,069	143,975	157,064	160,167
Sub 020	Network Operations	992,272	878,136	888,497	1,253,887	1,251,859
Work Station Support						
Salaries						
502 301001	Salaries & Wages	291,920	283,561	350,449	373,842	326,185
502 301002	Salaries-Overtime	11,292	11,605	6,239	10,000	10,000
502 301010	Accrued Annual Leave	15,573-	6,701	31,640-		
Obj 001	Salaries	287,639	301,867	325,048	383,842	336,185
Personnel Benefits						
502 302002	Benefits-Direct	122,942	132,092	163,975	149,018	108,728
502 302004	Benefits-Bank Accruals	170	1,645-	458		
Obj 002	Personnel Benefits	123,112	130,447	164,433	149,018	108,728
Supplies						
502 303101	Office & Operating Supplies	369	1,492	164	1,500	1,500
502 303501	Small Tools & Minor Equipmen	6,307	2,649	5,229	6,000	6,000
502 303502	Software	6,986	18	708	2,500	2,500
502 303590	Small Attrac-Tracked Invento	1,419	5,573	6,571	5,000	5,000
Obj 003	Supplies	15,081	9,731	12,672	15,000	15,000
Other Services - Charges						
502 304110	Profess Serv - Ghost	110	1,890			
502 304112	Prof Serv-Lansweeper			6,153	6,600	6,600
502 304115	Viper Sunbelt WSS	13,179	7,060			15,260
502 304116	Malware Bytes	16,568	15,806	15,806	15,806	15,806
502 304201	Communication-Telephone	3,733	3,602	141	4,500	4,500

2020 Final Budget
Expenditures
As of November 30, 2019

		2017 Actual	2018 Actual	2019 Current	2019 Budget	2020 Budget
Technology Services						
Work Station Support						
Other Services - Charges						
502 304301	Travel	6,117	4,620	5,099	8,000	8,000
502 304801	Repairs-Maintenance	10,899	3,378	1,150	11,000	11,000
502 304901	Miscellaneous		2,953		1,200	1,200
502 304991	Miscellaneous - Training	5,000	5,725		15,000	15,000
Obj 004	Other Services - Charges	55,604	45,034	28,348	62,106	77,366
Sub 030	Work Station Support	481,438	487,079	530,501	609,966	537,279
Systems Administration						
Reclassification & Cost Alloc.						
502 400183	Operating Transfer out-2010				11,660	
Obj 000	Reclassification & Cost Alloc.				11,660	
Salaries						
502 401001	Salaries & Wages	715,734	753,932	637,951	691,947	791,961
502 401002	Salaries-Overtime	20,039	16,240	47,682	10,000	15,000
502 401010	Accrued Annual Leave	1,069-	3,031	70,161-		
Obj 001	Salaries	734,703	773,203	615,472	701,947	806,961
Personnel Benefits						
502 402002	Benefits-Direct	265,334	287,118	258,724	275,538	263,987
502 402004	Benefits-Bank Accruals	784-	1,208-	4,476-		
Obj 002	Personnel Benefits	264,550	285,910	254,248	275,538	263,987
Supplies						
502 403101	Office & Operating Supplies	528	1,715	660	5,000	5,000
502 403501	Small Tools & Minor Equipmen	1,271	640	1,176	2,000	2,000
502 403590	Small Attrac-Tracked Invento	4,282	3,819	5,866	5,000	5,000
Obj 003	Supplies	6,081	6,173	7,702	12,000	12,000
Other Services - Charges						
502 404101	Professional Services	750				
502 404102	WORKDAY					639,958
502 404110	DBA Serv-Oracle, UNIX, Infor	16,400	17,978	16,150	18,180	18,725
502 404111	DBA Serv-Cayenta	12,400	12,838	11,330	12,990	13,380
502 404113	FivePoint		3,150	3,245	3,310	3,442
502 404120	Prof Serv-Cayenta	146,129	186,053	183,435	183,435	188,938
502 404121	Prof Serv-Cayenta HR	27,182	27,182	18,973	27,182	27,997
502 404122	Prof Services-Aguasoft			525		

2020 Final Budget
Expenditures
As of November 30, 2019

		2017 Actual	2018 Actual	2019 Current	2019 Budget	2020 Budget
Technology Services						
Systems Administration						
Other Services - Charges						
502 404123	Prof Serv-Cayenta E Verify				6,487	6,682
502 404124	C Prof Serv-IA Pro		8,591		8,591	1,451
502 404125	Prof Serv Blue Team					1,036
502 404126	Prof Serv-Cayenta Prl Wts Po		1,857		1,857	1,913
502 404131	Prof Serv-Fidlar	48,477	60,322	55,750	60,489	60,489
502 404132	Prof Serv-Informix	13,571	8,357	35,874	23,933	23,933
502 404134	Prof Serv-IdenTrust	286			897	897
502 404135	Prof Serv-Sigma	51,482	52,048	54,891	55,572	57,795
502 404136	Prof Serv-Sigma Rate Table		2,602	22,280	35,000	36,400
502 404137	Prof Serv-Program Support	32,925	123,049	130,763	120,957	132,929
502 404138	Prof Serv-Accela Tidemark	69,699	79,412	75,909	73,943	80,729
502 404139	Prof Serv-EvidenceOnQ					11,338
502 404140	Prof Serv-DigitalOnQ					6,299
502 404141	Prof Serv InTime	701				7,800
502 404142	FTR Vendor Support	19,154	19,154	19,154	19,154	19,729
502 404143	Prof Serv Infax Inc			2,640	2,640	2,640
502 404144	Prof Serv-Icims HR Recruit	18,720	21,514	26,577	21,514	23,278
502 404147	Prof Serv-LexiPol			15,706	15,493	16,164
502 404148	Prof Serv-CASA				6,252	6,252
502 404149	Prof Serv-Sympro				9,584	
502 404150	Prof Serv-Manatron/Asix	54,124	54,105	53,578	56,988	56,988
502 404151	Prof Serv-Manatron/New Era	9,146	9,512	10,015	10,015	10,416
502 404152	Prof Serv-Manatron/Wrnt Rec	12,007	12,488	13,148	13,148	13,674
502 404153	Prof Serv-Manatron/Ascend We	11,902	12,396	13,051	13,051	13,573
502 404154	Prof Serv-Manatron Querik Su	3,634	3,780	3,979	3,979	4,138
502 404155	Prof Serv-Manatron eFile	2,712	2,820	2,969	2,969	3,088
502 404157	Prof Serv-Manatron e Convey	8,952	9,310	9,682	9,802	10,194
502 404158	Prof Serv-RiteTrak			13,965	15,563	16,077
502 404159	Prof Serv-SmartGov			5,008	9,584	9,584
502 404161	Prof Serv-Front Range/HEAT	19,558				
502 404163	Prof Serv-Jury System Plus		7,415		8,024	8,024
502 404164	Prof Serv-Liberty/Eagle	433				
502 404165	Prof Serv-IKON/Image System	26,828	26,828	26,828	28,172	28,172
502 404166	Prof Serv-IKON/Kofax	7,191	20,447	21,463	25,922	25,922
502 404169	Prof Serv-SpringBrook		847	9,237	9,237	9,237
502 404170	Prof Serv-BOSS				300	300
502 404171	Prof Serv-Paradigm	17,485	17,560	19,245	20,090	21,296
502 404172	Prof Serv-Porter Lee/BEAST	3,683	3,819	3,898	4,132	4,132
502 404175	Prof Serv-Tablea Sftw Vendor	2,164			2,167	
502 404177	Dell Computing	4,975	3,023		16,246	16,246
502 404178	Prof Serv-Stancil	3,760	7,871	7,871	8,314	8,538
502 404179	Prof Serv-Rain Netwrks Barac				3,100	
502 404180	Prof Serv-Assetworks				1,623	1,623
502 404181	Pro Serv Software Assurance		3,375			327,460

2020 Final Budget
Expenditures
As of November 30, 2019

		2017 Actual	2018 Actual	2019 Current	2019 Budget	2020 Budget
Technology Services						
Systems Administration						
Other Services - Charges						
502 404182	Justware Full Licenses	11,285	11,641	11,133	11,603	11,630
502 404183	Justware Web License			962	962	962
502 404184	Justware Imaging Licenses		200	256	256	256
502 404185	InnovaSafe, Inc	200		216	200	200
502 404186	Smarsh Service		6,491	14,223	1	1
502 404187	C FireEye Software					25,628
502 404199	Prof Serv-DOS	299,340	336,027	302,336	307,962	
502 404201	Communication-Telephone	4,336	2,997	426	4,300	4,300
502 404301	Travel	4,032	1,831	6,508	2,000	2,000
502 404813	Maint - Canon Scanners	1,672	1,672		3,000	3,000
502 404901	Miscellaneous	1,257	94	5,271		
502 404991	Misc - Training	23,294	23,610	8,124	20,000	20,000
Obj 004	Other Services - Charges	991,844	1,204,264	1,236,595	1,320,170	2,046,853
Debt Service-Principal						
502 407801	Bond Payment - Firewall					11,330
Obj 007	Debt Service-Principal					11,330
Other						
502 409101	Depreciation/Ammortization	80,497	49,817	3,113	3,396	3,396
Obj 009	Other	80,497	49,817	3,113	3,396	3,396
Sub 040	Systems Administration	2,077,676	2,319,367	2,117,131	2,324,711	3,144,527
YAKCORPS INTERNAL						
Reclassification & Cost Alloc.						
502 420183	Oper Trans Out-2010 GO Bond	56,800	54,800	58,300	19,822	
Obj 000	Reclassification & Cost Alloc.	56,800	54,800	58,300	19,822	
Supplies						
502 423101	Office & Operating Supplies				1,000	1,000
502 423501	Small Tools & Minor Equipmen				500	500
502 423502	Computer Software				500	500
502 423590	Small Attrac Computer/Monito			697	500	500
Obj 003	Supplies			697	2,500	2,500
Other Services - Charges						
502 424134	Prof Serv - Spillman/YAKCORP	201,798	211,001	230,190	230,297	235,049
502 424201	Communications-Telephone				2,000	2,000

2020 Final Budget
Expenditures
As of November 30, 2019

		2017 Actual	2018 Actual	2019 Current	2019 Budget	2020 Budget
Technology Services						
YAKCORPS INTERNAL						
Other Services - Charges						
502 424301	Travel	559	1,753	1,043	2,000	2,000
502 424901	Miscellaneous	2,267	1,797	975	2,500	2,500
Obj 004	Other Services - Charges	204,625	214,551	232,208	236,797	241,549
Debt Service-Principal						
502 427801	Capital Bond					19,261
Obj 007	Debt Service-Principal					19,261
Sub 042	YAKCORPS INTERNAL	261,425	269,351	291,205	259,119	263,310
YAKCORPS EXTERNAL						
Salaries						
502 431001	Salaries & Benefits	124,318	110,752	65,812	86,233	96,978
502 431002	Salaries-Overtime	807	1,167	2,380		
502 431010	Accrued Annual Leave	3,877-	7,031-	14,629-		
Obj 001	Salaries	121,249	104,888	53,563	86,233	96,978
Personnel Benefits						
502 432002	Benefits-Direct	46,532	42,022	25,331	34,325	32,326
502 432004	Benefits-Bank Accruals	2,197	197-	1,089-		
Obj 002	Personnel Benefits	48,729	41,825	24,242	34,325	32,326
Supplies						
502 433102	Spillman Backup Tapes		5,318		22,400	22,400
502 433502	Justware Microware & Symante				1,810	1,810
Obj 003	Supplies		5,318		24,210	24,210
Other Services - Charges						
502 434112	Justware Image Storage				378	378
502 434198	Prof Service GIS	40,512	41,536	39,324	42,899	43,972
Obj 004	Other Services - Charges	40,512	41,536	39,324	43,277	44,350
Other						
502 439101	Depreciation/Amortizati	8,218	14,375	7,755	8,460	8,460
Obj 009	Other	8,218	14,375	7,755	8,460	8,460
Sub 043	YAKCORPS EXTERNAL	218,708	207,943	124,884	196,505	206,324

2020 Final Budget
Expenditures
As of November 30, 2019

		2017 Actual	2018 Actual	2019 Current	2019 Budget	2020 Budget
Technology Services						
WEB Development						
Supplies						
502 503501	Small Tools & Minor Equipmen			7,434		
502 503503	CivicPlus Software	59,866	21,940	23,000	23,000	23,000
502 503504	Site Improv	8,679	6,991		7,974	7,974
Obj 003	Supplies	68,545	28,931	30,434	30,974	30,974
Other Services - Charges						
502 504901	Miscellaneous	431				
502 504910	Misc - Trust ID	166	1,594	2,155	1,268	1,268
Obj 004	Other Services - Charges	598	1,594	2,155	1,268	1,268
Sub 050	WEB Development	69,143	30,525	32,590	32,242	32,242
Capital						
Supplies						
502 603501	Small Tools & Minor Equipmen		2,436			
502 603502	Computer Software	70,619				
502 603590	Small Attrac-Tracked Invento	19,540				
Obj 003	Supplies	90,159	2,436			
Capital Outlay						
502 606401	Machinery & Equipment	70,619-		137,481	108,000	17,484
502 606402	Equipment Replacement	200,718	154,812	83,530	155,397	179,044
502 606404	Replacement Funding Needed			32,916	2,803	73,707
Obj 006	Capital Outlay	130,099	154,812	253,927	266,200	270,235
Other						
502 609101	Depreciation/Amortization	30,687	50,699	43,127	47,048	75,462
Obj 009	Other	30,687	50,699	43,127	47,048	75,462
Sub 060	Capital	250,944	207,947	297,055	313,248	345,697
Telephony						
Salaries						
502 701001	Salaries & Wages	145,771	149,375	117,931	91,298	32,821
502 701002	Salaries-Overtime	8,146	6,540	5,420	1,500	1,500
502 701010	Accrued Annual Leave	1,607-	3,352-	7,198-		
Obj 001	Salaries	152,310	152,563	116,153	92,798	34,321

2020 Final Budget
Expenditures
As of November 30, 2019

		2017 Actual	2018 Actual	2019 Current	2019 Budget	2020 Budget
Technology Services						
Telephony						
Personnel Benefits						
502 702002	Benefits-Direct	58,966	59,915	48,302	36,369	10,940
502 702004	Benefits-Bank Accruals	194	1,887	204-		
Obj 002	Personnel Benefits	59,160	61,802	48,098	36,369	10,940
Supplies						
502 703101	Office & Operating Supplies		195	96	500	500
502 703501	Small Tools & Minor Equipmen	29,059	394	2,736	4,700	4,700
502 703502	Computer Software	2,769			500	500
502 703590	Small Attrac-Tracked Invento			1,522		
Obj 003	Supplies	31,828	589	4,355	5,700	5,700
Other Services - Charges						
502 704101	Professional Services	10,143	14,236	10,581	39,500	39,500
502 704139	Pro Serv Micro TEL	2,290	2,290	2,526	2,500	2,500
502 704201	Communications-Telephone	13				
502 704204	Trust ID Telephony				250	250
502 704301	Travel		2,127	49	3,200	3,200
502 704811	Repair & Maint-Cisco	107,381	64,286	113,793	109,007	121,732
502 704812	Repair & Maint-MicroTel		2,902		30,015	30,015
502 704813	Cisco Attendant WEST			13,794	15,720	19,000
502 704991	Misc. - Training				2,500	2,500
Obj 004	Other Services - Charges	119,826	85,840	140,742	202,692	218,697
Debt Service-Principal						
502 707801	Intergovernmental Loans					42,866
Obj 007	Debt Service-Principal					42,866
Debt Service-Interest						
502 708201	Interest on Interfund Debt					7,720
Obj 008	Debt Service-Interest					7,720
Other						
502 709101	Depreciation/Amortizati	8,771	11,581	3,670	4,004	4,004
Obj 009	Other	8,771	11,581	3,670	4,004	4,004
Sub 070	Telephony	371,896	312,375	313,018	341,563	324,248

2020 Final Budget
Expenditures
As of November 30, 2019

		2017 Actual	2018 Actual	2019 Current	2019 Budget	2020 Budget
Technology Services						
Exception						
Other Services - Charges						
502 804901	Miscellaneous	100	5,857	43		
502 804910	Misc-External P-Card	718-	13,132			
Obj 004	Other Services - Charges	618-	18,989	43		
Sub 080	Exception	618-	18,989	43		
Virtual Desk Tops						
Salaries						
502 851001	Salaries & Benefits	37,441	5,721	5,341	10,294	5,290
502 851002	Salaries-Overtime	778		4		
502 851010	Accrued Annual Leave	1,781-	1,427-	1,046-		
Obj 001	Salaries	36,438	4,294	4,298	10,294	5,290
Personnel Benefits						
502 852002	Benefits-Direct	16,083	2,382	2,239	4,106	1,764
Obj 002	Personnel Benefits	16,083	2,382	2,239	4,106	1,764
Supplies						
502 853501	Small Tools & Minor Equipmen	202				
502 853502	Computer Software	2,341		150	500	500
Obj 003	Supplies	2,544		150	500	500
Other Services - Charges						
502 854101	Professional Services	3,548			5,000	5,000
502 854111	Nutanix VDI Server Cluster	14,511	14,511	14,511	15,250	15,250
502 854131	VMWare VDI	3,663	24,941	1,699	18,000	18,000
502 854901	Miscellaneous		2,272		4,500	2,000
502 854910	Misc-Trust ID				70	70
Obj 004	Other Services - Charges	21,722	41,724	16,210	42,820	40,320
Other						
502 859101	Depreciation/Amortizati		13,493	9,321	10,168	10,168
Obj 009	Other		13,493	9,321	10,168	10,168
Sub 085	Virtual Desk Tops	76,787	61,893	32,219	67,888	58,042

2020 Final Budget
Expenditures
As of November 30, 2019

		2017 Actual	2018 Actual	2019 Current	2019 Budget	2020 Budget
Technology Services						
Wireless Network						
Salaries						
502 901001	Salaries & Benefits	43,214	46,229	43,114	47,622	51,040
502 901002	Salaries-Overtime	1,390	493	52		
502 901010	Accrued Annual Leave	138	482	789-		
Obj 001	Salaries	44,741	47,204	42,377	47,622	51,040
Personnel Benefits						
502 902002	Benefits-Direct	16,742	18,079	16,866	18,957	17,013
502 902004	Benefits-Bank Accruals	214-	57-	8		
Obj 002	Personnel Benefits	16,528	18,023	16,875	18,957	17,013
Supplies						
502 903101	Office & Operating Supplies				500	500
502 903501	Small Tools & Minor Equipmen			1,284	1,000	2,000
502 903502	Computer Software			314	1,000	1,000
502 903590	Small Attrac Computer/Monito	1,416				
Obj 003	Supplies	1,416		1,598	2,500	3,500
Other Services - Charges						
502 904101	Professional Services					1,000
502 904111	Prof Serv - Net Motion	20,816	21,857	22,857	21,000	21,000
502 904201	Communications-Telephone				300	300
502 904301	Travel					1,000
502 904811	Repair & Maint - Misc.				1,000	1,000
Obj 004	Other Services - Charges	20,816	21,857	22,857	22,300	24,300
Other						
502 909101	Depreciation/Ammortization	1,738	2,868			
Obj 009	Other	1,738	2,868			
Sub 090	Wireless Network	85,240	89,952	83,707	91,379	95,853
SDC						
Salaries						
502 991001	Salaries & Benefits				28,309	30,351
Obj 001	Salaries				28,309	30,351
Personnel Benefits						
502 992002	Benefits-Direct				11,266	10,117

2020 Final Budget
Expenditures
As of November 30, 2019

		2017 Actual	2018 Actual	2019 Current	2019 Budget	2020 Budget
Technology Services						
SDC						
Obj 002	Personnel Benefits				11,266	10,117
Supplies						
502 993101	Office & Operating Supplies		1,356		1,000	100
502 993501	Small Tools & Minor Equipmen	4,000				1,000
502 993502	Computer Software					6,085
502 993590	Small Attrac Computer/Monito		3,978			
Obj 003	Supplies	4,000	5,335		1,000	7,185
Other Services - Charges						
502 994101	Professional Services	1,353	11,603	2,681	5,000	5,000
502 994203	Communications JNET	26,328	26,328	24,134	27,000	55,000
502 994301	Travel				500	500
502 994592	Rent ER&R	21,600	21,600	19,800	21,000	21,600
502 994801	Repair & Maintenance	2,057	6,837	6,565	10,000	10,000
502 994810	Repair & Maint-Apollo SM HVA	392	2,820	6,331	7,000	7,000
502 994811	Repair&Maint-Liebert UPS Mai	31,613	45,492		29,230	29,230
502 994812	Repair & Maint-Simplex Ginne		301	301	1,200	1,600
502 994813	Repair & Maint-e3	2,892	107	156	500	500
502 994814	Repair & Maint-SDC Fixes	4,944	11,403		5,000	5,000
Obj 004	Other Services - Charges	91,180	126,491	59,967	106,430	135,430
Debt Service-Interest						
502 998201	Interest on Interfund Debt				50,587	50,587
Obj 008	Debt Service-Interest				50,587	50,587
Other						
502 999101	Depreciation/Ammortization	2,265	3,750	4,195	4,577	16,209
Obj 009	Other	2,265	3,750	4,195	4,577	16,209
Sub 099	SDC	97,445	135,576	64,162	202,169	249,879
Sub 502	Technology Services	5,420,874	6,581,276	5,511,675	8,805,987	8,590,864
Fnd 502	Technology Services	5,420,874	6,581,276	5,511,675	8,805,987	8,590,864

Purchasing

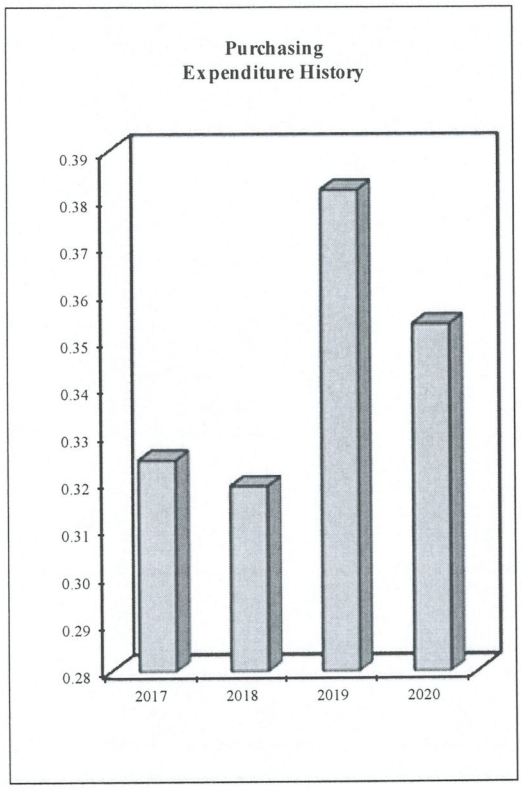

Expenditures	2017 Actual	2018 Actual	2019 Budget	2020 Budget
Salaries & Wages	-	-	-	-
Personnel Benefits	-	-	-	-
Supplies	3,096	1,656	2,000	2,000
Other Services & Charges	319,635	315,596	377,896	349,500
Capital Outlay	-	-	-	-
Depreciation	1,767	1,767	1,767	1,767
Debt Interest	-	-	-	-
Total Expenditures	324,498	319,019	381,663	353,267
Ending Fund Equity	82,298	80,824	47,311	135,014
Total	406,796	399,843	428,974	488,281

Program Description:

Purchasing facilitates the timely procurement of goods and services to help customers fulfill their mission by providing cost effective opportunities to purchase quality goods and services at the best value while conducting business in a legal, fair, open, and competitive manner.

Major Objectives:

Yakima County and the City of Yakima have combined their purchasing functions into one department that services both entities. It is the City/County Purchasing department's goals and objectives to:

- Maintain and expand relationships with vendors and purchasing organizations, and promote fair and equitable opportunities for vendors.
- Educate City and County departments on the services provided by Purchasing and their legal requirements and obligations.
- Develop seamless procurement processes and procedures that comply with each jurisdiction's legal requirements.
- Develop and utilize cost-effective methods for purchasing using best management practices and technological tools, where appropriate.
- Maximize the efficiency and effectiveness of administrative policies, internal operations, and public information.
- Create and maintain a positive and cooperative culture that respects employees, customers and vendors.
- Hire and retain professional, well trained, and knowledgeable employees.

Revenue/Expenditure Comment:

Costs for purchasing services represent the County's share of the City/County Purchasing department which are paid to the City of Yakima under an approved interlocal agreement. Costs for Purchasing also represent the costs of labor to sort incoming and process outgoing mail for the County, and reconcile/maintain Procurement Cards.

2020 Final Budget
Revenue
As of November 30, 2019

		2017 Actual	2018 Actual	2019 Current	2019 Budget	2020 Budget
Purchasing						
REVENUES						
503 50330881001	Beg Fund Balance Unreserved				77,812	139,572
503 50334194001	Purchasing Services				328,962	326,509
503 50334194003	Purchasing Serv-Agency	1,427	2,880	2,819		
503 50334894001	Purchasing Service Fees & Ch	277,853	284,781	298,435		
503 50336111001	Investment Interest	1,052	1,090	1,126	1,200	1,200
503 50336111032	Gain/Loss on Investments	48-	288	28		
503 50336991001	Other Misc Revenue	24,539	28,505	31,619	21,000	21,000
Fnd 503 Purchasing		304,823	317,544	334,027	428,974	488,281

2020 Final Budget
Expenditures
As of November 30, 2019

		2017 Actual	2018 Actual	2019 Current	2019 Budget	2020 Budget
Purchasing Services						
Reclassification & Cost Alloc.						
503 100200	Ending Fund Balance				47,311	135,014
Obj 000	Reclassification & Cost Alloc.				47,311	135,014
Supplies						
503 103101	Office & Operating Supplies	3,096	1,656	6,408	2,000	2,000
Obj 003	Supplies	3,096	1,656	6,408	2,000	2,000
Other Services - Charges						
503 104101	Professional Services	22,194	2,219			
503 104103	City of Yakima ILA	244,138	254,867	233,588	308,694	284,944
503 104118	Prof Serv-St Audit	185	205		250	275
503 104137	Prof Serv-Program Support	50,522	52,572	47,231	51,525	53,455
503 104192	Prof Serv-Info Services	360	1,433	1,276	1,392	1,851
503 104202	Communication-Postage			2		
503 104219	Phone Charges-Allocated	72	72	66	72	72
503 104401	Advertising	260	130		130	130
503 104501	Operating Rentals & Lease	1,520	1,526	1,013	2,500	2,500
503 104690	Insurance-Interfund	218	173	305	333	273
503 104801	Repairs & Maintenance		2,219		3,000	3,000
503 104901	Miscellaneous	165	180	1,766	10,000	3,000
Obj 004	Other Services - Charges	319,635	315,596	285,247	377,896	349,500
Other						
503 109101	Depreciation/Ammortization	1,767	1,767		1,767	1,767
Obj 009	Other	1,767	1,767		1,767	1,767
Fnd 503	Purchasing	324,498	319,018	291,654	428,974	488,281

Unemployment Compensation Trust

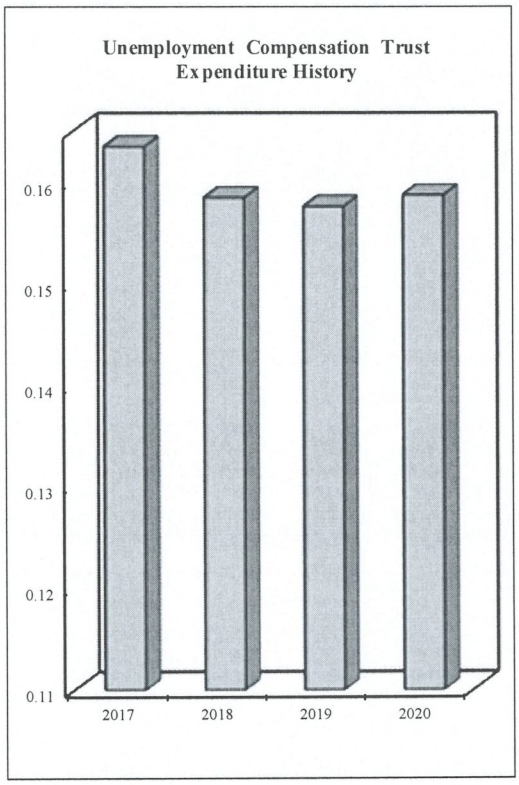

Expenditures	2017 Actual	2018 Actual	2019 Budget	2020 Budget
Salaries & Wages	57,717	57,991	58,824	58,250
Personnel Benefits	18,234	20,901	21,577	22,217
Supplies	1,059	752	1,000	1,000
Other Services & Charges	81,474	73,810	71,170	72,225
Total Expenditures	158,484	153,454	152,571	153,692
Ending Fund Equity	1,565,252	1,688,375	1,662,682	1,774,682
Total	1,723,736	1,841,829	1,815,253	1,928,374

Program Description:

Yakima County is self-insured for unemployment compensation. The purpose of this fund is to pay unemployment claims and to minimize the total cost of unemployment premiums and other activities related to severance of employment. The fund pays for unemployment and reemployment services. Unemployment claims are administered by Equifax Workforce Solutions.

Major Objectives:

- To fund unemployment claims and to minimize the total cost of unemployment premiums.
- To cover the administrative costs associated with employee terminations.

Revenue/Expenditure Comment:

The rate for unemployment funding is established by charging each department based on the gross wage of each employee. As annual payments are made, the rate is adjusted up or down to maintain the reserve.
This money is set aside in the Unemployment Compensation Fund.

. 2020 Final Budget
Revenue
As of November 30, 2019

		2017 Actual	2018 Actual	2019 Current	2019 Budget	2020 Budget
Unemployment Comp Trust						
REVENUES						
505 50530881001	Beg Fund Balance Unreserved				1,565,253	1,688,374
505 50534897008	Interfund Trust Contribution	312,854	247,969	202,095	230,000	220,000
505 50536111001	Investment Interest	15,492	29,482	32,662	20,000	20,000
505 50536111032	Gain/Loss on Investments	3,168-	876-	9,525		
Fnd 505	Unemployment Comp Trust	325,178	276,575	244,282	1,815,253	1,928,374

2020 Final Budget
Expenditures
As of November 30, 2019

		2017 Actual	2018 Actual	2019 Current	2019 Budget	2020 Budget
Unemployment Comp Trust						
Administration						
Reclassification & Cost Alloc.						
505 100200	Ending Fund Balance				1,662,682	1,774,682
Obj 000	Reclassification & Cost Alloc.				1,662,682	1,774,682
Salaries						
505 101001	Salaries & Wages	55,586	58,102	50,470	58,824	58,250
505 101002	Salaries-Overtime	1,158	858	1,425		
505 101010	Accrued Annual Leave	973	969-	696		
Obj 001	Salaries	57,717	57,991	52,590	58,824	58,250
Personnel Benefits						
505 102002	Benefits-Direct	18,234	20,901	18,268	21,577	22,217
Obj 002	Personnel Benefits	18,234	20,901	18,268	21,577	22,217
Supplies						
505 103101	Office & Operating Supplies	1,059	752	253	1,000	1,000
Obj 003	Supplies	1,059	752	253	1,000	1,000
Other Services - Charges						
505 104101	Professional Services	8,278	9,893	3,597	4,000	4,000
505 104104	Re Employment Service			575	2,000	2,000
505 104118	Prof Serv-Audits	75	101		300	300
505 104191	Prof Serv-Purchasing	52	26	25	27	30
505 104192	Prof Serv-Info Serv	8,203	8,395	8,481	9,252	10,413
505 104199	Prof Serv-DOS	464	477	438	478	502
505 104219	Phones Allocated	87	87	80	87	87
505 104301	Travel				1,000	1,000
505 104590	Rent-Facil Maint	2,301	2,301	2,109	2,301	2,301
505 104690	Insurance-Interfund	341	289	481	525	392
505 104901	Miscellaneous		984		1,200	1,200
Obj 004	Other Services - Charges	19,801	22,552	15,786	21,170	22,225
Sub 010	Administration	96,811	102,197	86,897	1,765,253	1,878,374

2020 Final Budget
Expenditures
As of November 30, 2019

		2017 Actual	2018 Actual	2019 Current	2019 Budget	2020 Budget
Unemployment Comp Trust						
Payments to Claimants						
Other Services - Charges						
505 304901	Miscellaneous	61,673	51,258	27,792	50,000	50,000
Obj 004	Other Services - Charges	61,673	51,258	27,792	50,000	50,000
Sub 030	Payments to Claimants	61,673	51,258	27,792	50,000	50,000
Fnd 505	Unemployment Comp Trust	158,483	153,454	114,689	1,815,253	1,928,374

Employee Flexible Spending

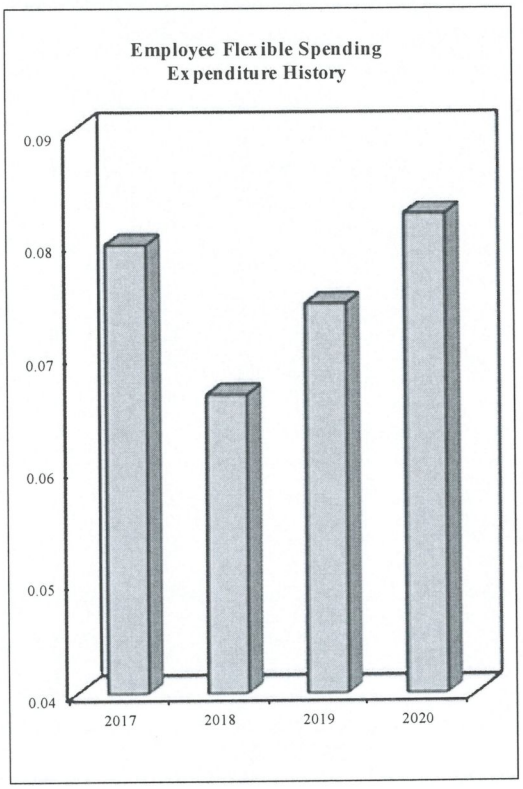

Expenditures	2017 Actual	2018 Actual	2019 Budget	2020 Budget
Other Services & Charges	79,777	66,537	74,575	82,553
Total Expenditures	79,777	66,537	74,575	82,553
Ending Fund Equity	46,357	48,489	43,782	45,936
Total	126,134	115,026	118,357	128,489

Program Description:

The Yakima County Employee Flexible Spending Fund enables employees to set aside pre-tax dollars from their paychecks to pay for eligible out-of-pocket health care and child care expenses during the plan year. The plan is administered by the Allegiance Benefit Plan Management Inc.

Major Objectives:

- Expand the program by encouraging employees to take advantage of the tax saving opportunity.

Revenue/Expenditure Comment:

This program is funded solely through dollars set aside by employees.

2020 Final Budget
Revenue
As of November 30, 2019

		2017 Actual	2018 Actual	2019 Current	2019 Budget	2020 Budget
Employee Flexible Spend Fund						
REVENUES						
506 50630881001	Beg Fund Balance Unreserved				46,357	48,489
506 50634897001	Flex Spend Acct-Health Care	47,297	47,169	33,349	45,000	50,000
506 50634897002	Flex Spend Acct-Child Care	19,472	21,500	22,252	27,000	30,000
Fnd 506	Employee Flexible Spend Fund	66,768	68,669	55,600	118,357	128,489

2020 Final Budget
Expenditures
As of November 30, 2019

	2017 Actual	2018 Actual	2019 Current	2019 Budget	2020 Budget
Employee Flexible Spend Fund					
Administration					
Reclassification & Cost Alloc.					
506 100200 Ending Fund Balance				43,782	45,936
Obj 000 Reclassification & Cost Alloc.				43,782	45,936
Other Services - Charges					
506 104101 Professional Services		2,000	1,468	2,500	2,500
506 104690 Insurance-Interfund		38		75	53
Obj 004 Other Services - Charges		2,038	1,468	2,575	2,553
Sub 010 Administration		2,038	1,468	46,357	48,489
Health Care					
Other Services - Charges					
506 204901 Miscellaneous	54,449	41,421	36,667	45,000	50,000
Obj 004 Other Services - Charges	54,449	41,421	36,667	45,000	50,000
Sub 020 Health Care	54,449	41,421	36,667	45,000	50,000
Child Care					
Other Services - Charges					
506 304901 Miscellaneous	25,328	23,079	22,815	27,000	30,000
Obj 004 Other Services - Charges	25,328	23,079	22,815	27,000	30,000
Sub 030 Child Care	25,328	23,079	22,815	27,000	30,000
Fnd 506 Employee Flexible Spend Fund	79,777	66,537	60,950	118,357	128,489

Employee Benefit

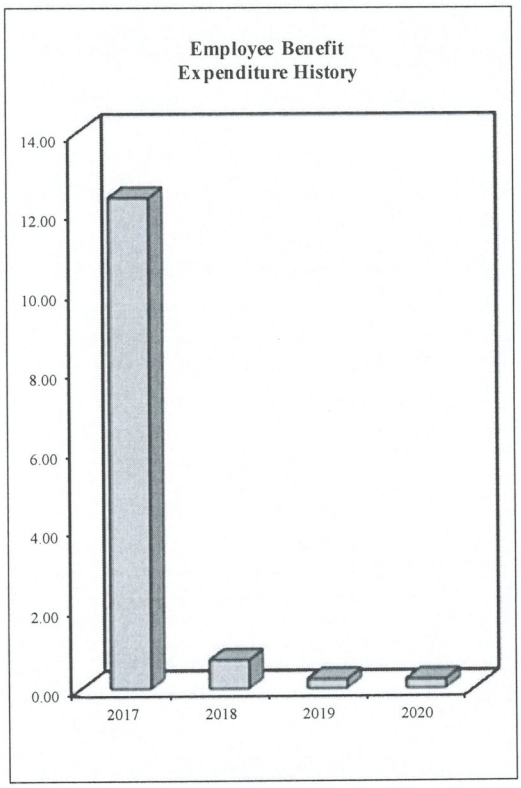

Expenditures	2017 Actual	2018 Actual	2019 Budget	2020 Budget
Salaries & Wages	80,613	78,275	78,995	80,145
Personnel Benefits	27,024	28,610	29,590	30,907
Supplies	6,327	4,056	2,500	2,500
Other Services & Charges	12,230,295	616,381	126,251	120,469
Total Expenditures	12,344,259	727,322	237,336	234,021
Ending Fund Equity	716,123	184,078	640,187	136,856
Total		911,400	877,523	370,877

Program Description:

The Yakima County Employee Benefit fund is a fund to pay medical, dental, vision, life insurance premiums, and administration fees for Yakima County employees, and to provide wellness programs. Gallagher Benefit Services serves as the County's broker for benefit plans.

Major Objectives:

- To coordinate county insurance premiums to fund health and life insurance benefits for employees.
- Develop and fund a preventative health assessment program for employees.

Revenue/Expenditure Comment:

This program is funded through employer/employee premiums.

2020 Final Budget
Revenue
As of November 30, 2019

		2017 Actual	2018 Actual	2019 Current	2019 Budget	2020 Budget
Employee Benefit Fund						
REVENUES						
507 50730881001	Beg Fund Balance Unreserved				716,123	184,077
507 50734197002	Med Admin Prem-Ext Employer	480	576	704	400	800
507 50734897003	Medical Premium-Retiree	1,529,789				
507 50734897004	Medical Premium-Employer	8,410,006				
507 50734897005	Medical Premium-Self Pay	877,854	1,148			
507 50734897006	Medical Premium-COBRA	40,693				
507 50734897007	Medical Admin Prem-Employer	174,576	175,312	161,760	150,000	175,000
507 50734897009	Employee Voluntary Benefits	361,291	37-			
507 50736111001	Investment Interest	4,546	13,400	9,768	11,000	11,000
507 50736111032	Gain/Loss on Investments	3,590-	190	3,857		
507 50736940001	Other Settlements	894	4,688			
507 50736991001	Other Misc Revenue			197		
Fnd 507	Employee Benefit Fund	11,396,539	195,276	176,286	877,523	370,877

2020 Final Budget
Expenditures
As of November 30, 2019

		2017 Actual	2018 Actual	2019 Current	2019 Budget	2020 Budget
Employee Benefit Fund						
Administration						
Reclassification & Cost Alloc.						
507 100186	Operating Trans Out - ERP		500,000			
507 100200	Ending Fund Balance				634,287	136,856
Obj 000	Reclassification & Cost Alloc.		500,000		634,287	136,856
Salaries						
507 101001	Salaries & Wages	78,230	77,644	72,215	78,995	80,145
507 101002	Salaries-Overtime	1,288	1,270	2,621	2,400	
507 101010	Accrued Annual Leave	1,095	639-	1,171	1,500	
Obj 001	Salaries	80,613	78,275	76,007	82,895	80,145
Personnel Benefits						
507 102002	Benefits-Direct	27,024	28,611	26,882	29,590	30,907
Obj 002	Personnel Benefits	27,024	28,611	26,882	29,590	30,907
Supplies						
507 103101	Office & Operating Supplies		231	242	1,000	1,000
507 103104	Printing	6,327	3,824	2,801	3,500	1,500
Obj 003	Supplies	6,327	4,056	3,043	4,500	2,500
Other Services - Charges						
507 104101	Professional Services	71,873	78,615	73,246	85,000	85,000
507 104118	Prof Serv-St Audit	7,007	7,888		8,000	9,000
507 104191	Prof Serv-Purchasing	163	72	72	78	84
507 104192	Prof Serv-Info Services	13,441	13,755	13,896	15,159	17,061
507 104199	Prof Serv-DOS	760	781	749	817	859
507 104219	Phones Allocated	134	134	123	134	134
507 104301	Travel	44	529		500	500
507 104590	Rent-Facil Maint	3,772	3,772	3,458	3,772	3,772
507 104690	Insurance-Interfund	8,945	7,324	794	791	559
507 104901	Miscellaneous	1,066	1,716	600	2,000	3,500
Obj 004	Other Services - Charges	107,206	114,587	92,936	116,251	120,469
Sub 010	Administration	221,169	725,528	198,868	867,523	370,877

2020 Final Budget
Expenditures
As of November 30, 2019

		2017 Actual	2018 Actual	2019 Current	2019 Budget	2020 Budget
Employee Benefit Fund						
Claims to Process						
Other Services - Charges						
507 204101	Professional Services	11,726,131				
Obj 004	Other Services - Charges	11,726,131				
Sub 020	Claims to Process	11,726,131				
Voluntary Benefits						
Other Services - Charges						
507 404101	Professional Services	396,958	1,794	16	10,000	
Obj 004	Other Services - Charges	396,958	1,794	16	10,000	
Sub 040	Voluntary Benefits	396,958	1,794	16	10,000	
Fnd 507	Employee Benefit Fund	12,344,258	727,322	198,885	877,523	370,877

Employees Worker's Compensation

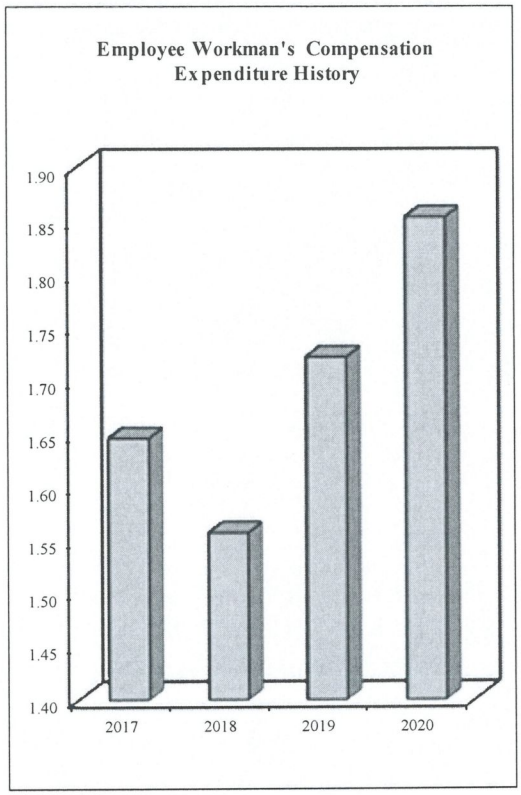

Expenditures	2017 Actual	2018 Actual	2019 Budget	2020 Budget
Salaries & Wages	132,974	136,986	142,599	144,240
Personnel Benefits	38,005	74,645	52,674	54,642
Supplies	3,307	1,884	3,000	3,000
Other Services & Charges	1,471,372	1,343,466	1,523,060	1,650,681
Total Expenditures	1,645,658	1,556,981	1,721,333	1,852,563
Ending Fund Equity	759,455	706,586	524,040	741,302
Total	2,405,113	2,263,567	2,245,373	2,593,865

Program Description:

Yakima County is self-insured for worker's compensation. The purpose of this fund is to pay worker's compensation claims of Yakima County employees, maintain the Accident Prevention Program by preservation of a safe working environment, provide health and safety training, and minimize the total cost of worker's compensation premiums. Worker's compensation claims are administered by Matrix Absence Management, Inc. Midwest Employees Casualty Company (MECC) provides excess coverage for the county's workers compensation program. The Gallagher-Risk Management Company serves as the County's broker for the worker's compensation plan.

Major Objectives:

- Minimize workplace illnesses and injuries through workplace safety programs and employee safety training.
- Maintain reserves at a level to fund worker's compensation claims and administration costs.
- Minimize the total cost of worker's compensation premiums.

Revenue/Expenditure Comment:

This fund is funded through premiums charged to the employer & employee based on job risks.

2020 Final Budget
Revenue
As of November 30, 2019

		2017 Actual	2018 Actual	2019 Current	2019 Budget	2020 Budget
Employee's Worker's Comp						
REVENUES						
508 50830881001	Beg Fund Balance Unreserved				640,873	818,865
508 50834897008	Interfund Trust Contribution	1,246,226	1,429,370	1,467,459	1,500,000	1,650,000
508 50836111001	Investment Interest	7,228	12,479	14,342	9,000	10,000
508 50836111032	Gain/Loss on Investments	43-	360-	3,836		
508 50836940001	Other Judgements/Settlements	16,098	28,624	33,281	12,000	15,000
508 50836972001	Ext Trust Contrib-Employee M	84,297	91,047	91,434	83,500	100,000
Fnd 508	Employee's Worker's Comp	1,353,807	1,561,160	1,610,353	2,245,373	2,593,865

2020 Final Budget
Expenditures
As of November 30, 2019

		2017 Actual	2018 Actual	2019 Current	2019 Budget	2020 Budget
Employee's Workmen's Comp						
Administration						
Reclassification & Cost Alloc.						
508 100200	Ending Fund Balance				524,040	741,302
Obj 000	Reclassification & Cost Alloc.				524,040	741,302
Salaries						
508 101001	Salaries & Wages	131,671	134,060	126,395	138,099	144,240
508 101002	Salaries-Overtime	279	1,056	1,953	2,000	
508 101010	Accrued Annual Leave	1,024	1,870	1,899	2,500	
Obj 001	Salaries	132,974	136,986	130,248	142,599	144,240
Personnel Benefits						
508 102002	Benefits-Direct	46,234	51,017	46,871	51,474	54,642
508 102004	Benefits-Bank Accruals	50-	186-	1,182-	1,200	
508 102005	Benefits-Pension Expense	8,180-	23,813			
Obj 002	Personnel Benefits	38,005	74,645	45,689	52,674	54,642
Supplies						
508 103101	Office & Operating Supplies	1,891	1,796	115	2,000	2,000
508 103104	Printing	1,416	89		1,000	1,000
Obj 003	Supplies	3,307	1,885	115	3,000	3,000
Other Services - Charges						
508 104101	Professional Services	335,768	345,661	252,305	400,000	400,000
508 104118	Prof Serv-Audits	873	1,045		1,000	1,500
508 104191	Prof Serv-Purchasing	49	82	81	88	96
508 104192	Prof Serv-Info Serv	21,644	22,150	22,376	24,410	27,473
508 104199	Prof Serv-DOS	1,224	1,258	1,248	1,361	1,431
508 104219	Phones Allocated	211	211	193	211	211
508 104301	Travel	803	1,769	626	2,000	2,000
508 104590	Rent-Facil Maint	6,073	6,073	5,567	6,073	6,073
508 104601	Insurance	45,250	50,119	52,270	60,000	60,000
508 104690	Insurance-Interfund	1,614	1,475	2,674	2,917	1,897
508 104901	Miscellaneous	288,317	278,868	202,293	225,000	300,000
Obj 004	Other Services - Charges	701,827	708,711	539,632	723,060	800,681
Sub 010	Administration	876,113	922,227	715,684	1,445,373	1,743,865

2020 Final Budget
Expenditures
As of November 30, 2019

		2017 Actual	2018 Actual	2019 Current	2019 Budget	2020 Budget
Employee's Workmen's Comp						
Payments to Claimants						
Other Services - Charges						
508 304101	Professional Services	387,064	358,151	362,677	450,000	450,000
Other Services - Charges						
508 304901	Miscellaneous	382,482	276,604	317,266	350,000	400,000
Obj 004	Other Services - Charges	769,546	634,755	679,943	800,000	850,000
Sub 030	Payments to Claimants	769,546	634,755	679,943	800,000	850,000
Fnd 508	Employee's Worker's Comp	1,645,659	1,556,981	1,395,627	2,245,373	2,593,865

LEOFF Benefit

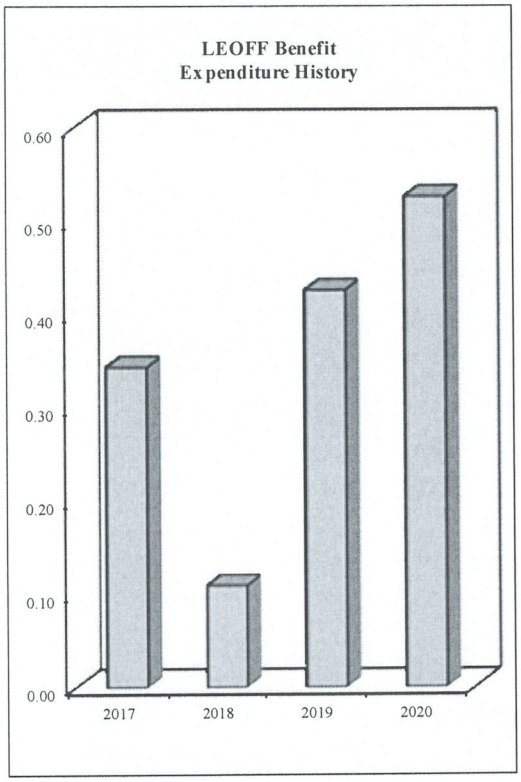

Expenditures	2017 Actual	2018 Actual	2019 Budget	2020 Budget
Other Services & Charges	342,575	109,517	424,873	525,438
Total Expenditures	342,575	109,517	424,873	525,438
Ending Fund Equity	2,404,659	3,073,724	1,749,120	2,125,650
Total	2,747,234	3,183,241	2,173,993	2,651,088

Program Description:

The LEOFF (Law Enforcement Officers and Fire Fighters) Benefit Fund is a reserve fund to pay administrative costs, medical premiums and expenses for LEOFF I active and retired employees.

Major Objectives:

To maintain a sufficient reserve to fund the medical premiums and expenses of LEOFF I employees, active and retired.

Revenue/Expenditure Comment:

This program is funded from direct contributions from the General Fund and employee family medical coverage premiums.

2020 Final Budget
Revenue
As of November 30, 2019

		2017 Actual	2018 Actual	2019 Current	2019 Budget	2020 Budget
LEOFF Benefit Fund						
REVENUES						
509 50930881001	Beg Fund Balance Unreserved				1,403,793	1,876,088
509 50936111001	Investment Interest	13,056	31,013	39,606	20,000	25,000
509 50936111032	Gain/Loss on Investments	3,964-	2,625-	10,570		
509 50936971002	LEOFF 1 Med Premium-Self Pay	592	193		200	
509 50939700002	Operating Transfers In-GF	750,000	750,000	750,000	750,000	750,000
Fnd 509 LEOFF Benefit Fund		759,685	778,581	800,176	2,173,993	2,651,088

2020 Final Budget
Expenditures
As of November 30, 2019

		2017 Actual	2018 Actual	2019 Current	2019 Budget	2020 Budget
LEOFF Benefit Fund						
Administration						
Reclassification & Cost Alloc.						
509 100200	Ending Fund Balance				1,749,120	2,125,650
Obj 000	Reclassification & Cost Alloc.				1,749,120	2,125,650
Salaries						
509 101001	Salaries & Benefits	11,851	11,831	10,939	12,601	12,596
509 101002	Salaries-Overtime	375	414	282		
509 101010	Accrued Annual Leave	287	77-	263-		
Obj 001	Salaries	12,513	12,167	10,958	12,601	12,596
Personnel Benefits						
509 102002	Benefits-Direct	4,382	4,570	4,312	5,011	5,213
509 102005	Benefits-Pension Expense	164,431-	196,769-			
Obj 002	Personnel Benefits	160,049-	192,199-	4,312	5,011	5,213
Other Services - Charges						
509 104118	Prof Serv-Audits	231	218		500	500
509 104191	Prof Serv-Purchasing	37	47	46	50	54
509 104192	Prof Serv-Tech Services	2,278	2,331	2,359	2,573	2,896
509 104199	Prof Serv-DOS	128	132	125	136	143
509 104219	Phones Allocated	22	22	20	22	22
509 104301	Travel	1,068	1,092	1,286	1,500	1,500
509 104590	Rent-Facilities Maint	640	640	587	640	640
509 104690	Insurance-Interfund	541	478	770	840	374
509 104901	Miscellaneous	800	800	1,275	1,000	1,500
Obj 004	Other Services - Charges	5,746	5,759	6,466	7,261	7,629
Sub 010	Administration	141,790-	174,273-	21,736	1,773,993	2,151,088
LEOFF I Medical Premiums						
Other Services - Charges						
509 204101	Professional Services	420,717	159,428	179,403	250,000	350,000
Obj 004	Other Services - Charges	420,717	159,428	179,403	250,000	350,000
Sub 020	LEOFF I Medical Premiums	420,717	159,428	179,403	250,000	350,000

2020 Final Budget
Expenditures
As of November 30, 2019

	2017 Actual	2018 Actual	2019 Current	2019 Budget	2020 Budget
LEOFF Benefit Fund					
LEOFF I Medical Expenses					
Other Services - Charges					
509 304101 Professional Services	63,648	124,362	115,893	150,000	150,000
Obj 004 Other Services - Charges	63,648	124,362	115,893	150,000	150,000
Sub 030 LEOFF I Medical Expenses	63,648	124,362	115,893	150,000	150,000
Fnd 509 LEOFF Benefit Fund	342,575	109,517	317,031	2,173,993	2,651,088

Liability Insurance

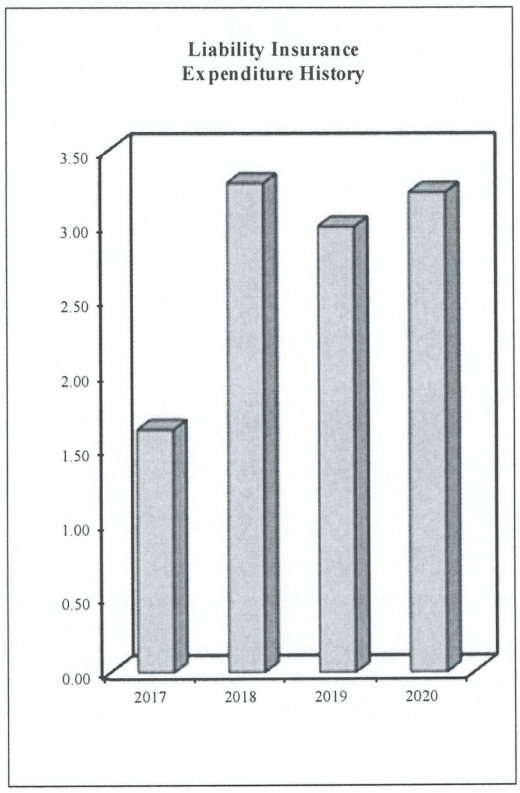

Expenditures	2017 Actual	2018 Actual	2019 Budget	2020 Budget
Salaries & Wages	422,440	430,162	450,238	467,536
Personnel Benefits	91,600	148,029	159,764	165,650
Supplies	-	-	-	-
Other Services & Charges	1,112,646	2,699,909	2,373,836	2,581,207
Debt Interest	-	-	-	-
Operating Transfers Out	-	-	-	-
Total Expenditures	1,626,686	3,278,100	2,983,838	3,214,393
Ending Fund Equity	784,729	88,794	500,000	513,333
Total	2,411,415	3,366,894	3,483,838	3,727,726

Program Description:

The Liability Insurance Fund is a reserve fund for liability and property insurance. The fund pays liability insurance premiums, property insurance premiums, employee fidelity bond premiums, and claims and judgments against the County. It also pays for the expenses of claims litigation and risk management, including all or part of the salary of attorneys and clerical staff. Expenses of claims litigation includes, but is not limited to, expert witness fees, consultant fees, deposition and other court fees, and travel expenses for witnesses, consultants and attorneys. The fund also pays for supplies and equipment used by claims defense staff.

Major Objectives:

- Provide a reserve for payment of the above noted expenses avoiding unfunded expenses that vary significantly from month to month and year to year.
- Provide evaluation and defense of claims and suits against the County.

Revenue/Expenditure Comment:

Costs for liability insurance are allocated to all County departments (both general fund departments and non-general fund departments) according to the cost of claims litigation and payments to claimants. Administrative costs, including insurance premiums, are allocated using a five year claims history, operating budget, and the number of staff and vehicles in a department.

2020 Final Budget
Revenue
As of November 30, 2019

		2017 Actual	2018 Actual	2019 Current	2019 Budget	2020 Budget
Liability Insurance						
REVENUES						
520 52030881001	Beg Fund Balance Unreserved				404,459	1,394,043
520 52034195001	Legal Services-Agency	2,922	2,556	4,097		
520 52034815001	Legal Services-County	1,565,518	2,747,168	2,794,995	3,053,800	2,313,104
520 52036111001	Investment Interest	9,941	11,303	8,476	10,000	5,000
520 52036111032	Gain/Loss on Investments	2,486-	5,223			
520 52036940001	Other Judgements & Settlemen			260		
520 52039700002	Operating Transfers In-GF	15,579	15,579	11,684	15,579	15,579
Fnd 520	Liability Insurance	1,591,474	2,781,829	2,819,512	3,483,838	3,727,726

2020 Final Budget
Expenditures
As of November 30, 2019

		2017 Actual	2018 Actual	2019 Current	2019 Budget	2020 Budget
Liability Insurance						
Administration						
Reclassification & Cost Alloc.						
520 100200	Ending Fund Balance				500,000	513,333
Obj 000	Reclassification & Cost Alloc.				500,000	513,333
Salaries						
520 101001	Salaries & Wages	417,167	428,393	410,259	439,238	456,536
520 101002	Salaries-Overtime	982	396	200	3,000	3,000
520 101003	Salaries-Extra Help				8,000	8,000
520 101010	Accrued Annual Leave	4,290	1,373	410		
Obj 001	Salaries	422,440	430,162	410,869	450,238	467,536
Personnel Benefits						
520 102002	Benefits-Direct	140,608	142,317	147,004	159,764	165,650
520 102004	Benefits-Bank Accruals	71	915			
520 102005	Benefits-Pension Expense	49,079-	4,797			
Obj 002	Personnel Benefits	91,600	148,029	147,004	159,764	165,650
Supplies						
520 103101	Office & Operating Supplies			57		
520 103501	Small Tools & Minor Equipmen			133		
Obj 003	Supplies			190		
Other Services - Charges						
520 104101	Professional Services	52	22			
520 104102	Prof Serv-Harassment Traing	25,528		24,368	40,000	
520 104118	Audit Costs	1,105	1,033			
520 104127	Prof Serv-Legal		20,833			
520 104128	Prof Serv-Lexis	5,539	3,896	3,217	4,800	4,800
520 104191	Prof Serv-Purchasing	380	240	236	257	279
520 104202	Communication-Postage	62				
520 104301	Travel	190	264			
520 104302	Travel-Administration				1,000	1,000
520 104305	Travel-Training		625	350	3,000	2,991
520 104401	Advertising		190			
520 104601	Insurance	13,445	12,455	7,041	13,500	12,550
520 104603	Insurance Property	425,213	172,304	242,374	195,000	167,000
520 104604	Insurance Liability		423,049	961,022	675,000	705,865
520 104901	Miscellaneous	50	550	389	1,700	1,700
520 104913	Misc-BAR Dues	221				
520 104915	Misc-Registration	375				
Obj 004	Other Services - Charges	472,161	635,461	1,238,997	934,257	896,185

2020 Final Budget
Expenditures
As of November 30, 2019

		2017 Actual	2018 Actual	2019 Current	2019 Budget	2020 Budget
Liability Insurance						
Sub 010	Administration	986,201	1,213,652	1,797,060	2,044,259	2,042,704
Payments to Claimants						
Other Services - Charges						
520 304101	Professional Services	2,015	2,298	3,723	15,000	10,000
520 304119	Prof Serv-Consultants	378	1,479		30,000	20,000
520 304121	Prof Serv-Depositions		2,410	763	20,000	10,000
520 304123	Prof Serv-Exhibits	613		1,102		
520 304127	Prof Serv-Legal	531,729	315,269	97,807	324,157	486,700
520 304202	Communication-Postage	13				
520 304914	Misc-Payments to Claimants	104,133	1,742,992	163,357	1,006,000	1,113,900
Obj 004	Other Services - Charges	638,881	2,064,447	266,753	1,395,157	1,640,600
Sub 030	Payments to Claimants	638,881	2,064,447	266,753	1,395,157	1,640,600
Tax Assessment Litigation						
Other Services - Charges						
520 404101	Professional Services					5,000
520 404121	Prof Serv-Depositions				5,000	34,422
520 404127	Prof Serv-Legal	1,604			34,422	
520 404202	Communication-Postage				2,000	2,000
520 404901	Miscellaneous				3,000	3,000
Obj 004	Other Services - Charges	1,604			44,422	44,422
Sub 040	Tax Assessment Litigation	1,604			44,422	44,422
Fnd 520	Liability Insurance	1,626,686	3,278,100	2,063,813	3,483,838	3,727,726

Department of Security

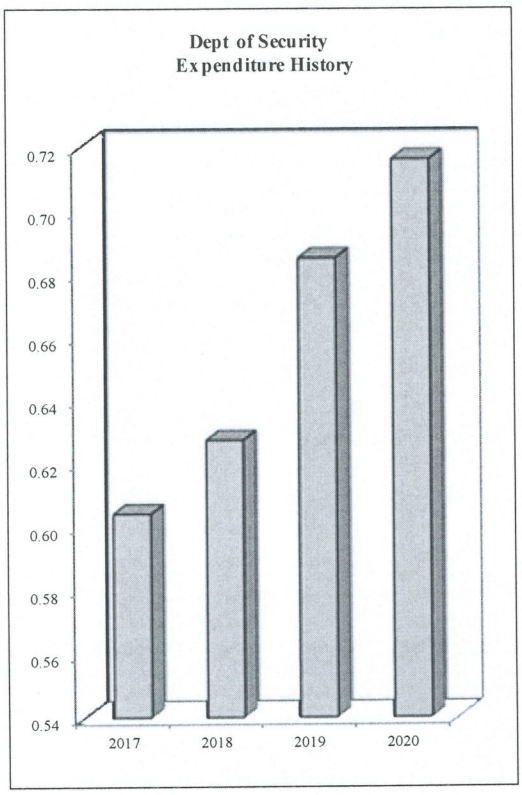

Expenditures	2017 Actual	2018 Actual	2019 Budget	2020 Budget
Salaries & Wages	331,698	342,612	350,018	357,723
Personnel Benefits	99,396	133,168	156,488	161,829
Supplies	8,571	8,642	13,700	13,200
Other Services & Charges	164,655	143,025	164,613	183,181
Total Expenditures	604,320	627,447	684,819	715,933
Ending Fund Equity	(125,834)	(272,306)	43,476	57,128
Total	478,486	355,141	728,295	773,061

Program Description:

The Yakima County Department of Security is a public safety agency established in 1995 by the Board of County Commissioners upon recommendation by the County Courthouse Security Task Force. The mission of the Department of Security is to provide a professional government protection program for county employees and citizens. Specific attention is directed to the facilities and county government operations that involve criminal and civil justice processes.

Major Objectives:

1. Continue to provide adequate security services during working hours at these locations:
   Courthouse, Juvenile Justice Center, Secured Civil Courtrooms and Probation Facility.
2. Conduct a minimum of 20 hours of specialized training per officer in the area of professional security and public safety.
3. Conduct a minimum of three firearm qualifications for all commissioned staff.
4. Conduct regular courthouse alarm system performance reviews:
   - Audit all devices for #location.
   - Audit report (annunciation).
   - What changes and why.

Revenue/Expenditure Comment:

This department is funded by other departments based on square footage and category of security risk.

2020 Final Budget
Revenue
As of November 30, 2019

		2017 Actual	2018 Actual	2019 Current	2019 Budget	2020 Budget
Department of Security						
REVENUES						
530 53030881001	Beg Fund Balance Unreserved				48,869	59,140
530 53034193002	Building Security Serv-Badge	3,890	4,290	3,025	3,000	3,000
530 53034818001	Security - Law & Justice	529,932	573,518	525,358	570,913	600,150
530 53034818002	Security - Other Funds	92,593	71,165	91,952	102,513	107,771
530 53034818003	Security - Extra Charges	3,821	3,144	2,744	3,000	3,000
Fnd 530	Department of Security	630,236	652,117	623,079	728,295	773,061

2020 Final Budget
Expenditures
As of November 30, 2019

		2017 Actual	2018 Actual	2019 Current	2019 Budget	2020 Budget
Department of Security						
Dept of Security						
DOS						
Reclassification & Cost Alloc.						
530 5300200	Ending Fund Balance				43,476	57,128
Obj 000	Reclassification & Cost Alloc.				43,476	57,128
Salaries						
530 5301001	Salaries & Benefits	307,788	315,504	293,968	320,418	326,223
530 5301002	Salaries-Overtime	23,537	24,967	22,587	25,100	27,000
530 5301010	Accrued Annual Leave	374	2,141	6,401-	4,500	4,500
Obj 001	Salaries	331,698	342,612	310,155	350,018	357,723
Personnel Benefits						
530 5302002	Benefits-Direct	141,893	152,512	135,804	149,788	155,129
530 5302004	Benefits-Bank Accruals	373	526	1,207-	1,000	1,000
530 5302005	Benefits-Pension Expense	49,079-	22,819-			
530 5302009	Benefits-Cleaning	1,156	1,152	458	1,200	1,200
530 5302014	Benefits-Uniforms	5,053	1,796	392	4,500	4,500
Obj 002	Personnel Benefits	99,396	133,168	135,447	156,488	161,829
Supplies						
530 5303101	Office & Operating Supplies	2,179	823	354	1,350	1,350
530 5303104	Printing	35	1,119	124	200	200
530 5303117	Ammunition		1,296	1,528	1,000	1,500
530 5303199	Misc Supplies				500	500
530 5303201	Fuel Consumed	4,483	5,220	3,310	5,150	4,150
530 5303501	Small Tools & Minor Equipmen		184		500	500
530 5303590	Small Attrac Computer/Monito	1,875		973	5,000	5,000
Obj 003	Supplies	8,571	8,642	6,289	13,700	13,200
Other Services - Charges						
530 5304101	Professional Services	94,160	85,363	78,444	89,800	102,995
530 5304191	Prof Serv-Purchasing	1,843	510	491	536	579
530 5304192	Prof Serv-Tech Services	19,986	19,814	22,273	24,298	30,742
530 5304201	Communications-Telephone	4,388	3,242	2,781	3,878	3,878
530 5304219	Phone Charges Allocated	288	288	264	288	302
530 5304305	Travel-Training				1,978	1,978
530 5304501	Operating Rental & Leases	9,972	4,056	6,411	7,680	7,680
530 5304520	Leased Assets	369	548	546	328	960
530 5304590	Rent-Facilities Maint	26,170	25,870	23,989	26,170	26,170
530 5304690	Insurance-Interfund	2,559	2,230	3,239	3,533	2,647
530 5304801	Repair & Maintenance	2	761	389	250	250
530 5304806	Vehicle Repair&Maint	4,918	343	937	5,000	5,000

2020 Final Budget
Expenditures
As of November 30, 2019

	2017 Actual	2018 Actual	2019 Current	2019 Budget	2020 Budget
Department of Security					
Dept of Security					
DOS					
Other Services - Charges					
530 5304901 Miscellaneous				874	
Obj 004 Other Services - Charges	164,655	143,025	139,765	164,613	183,181
Fnd 530 Department of Security	604,320	627,448	591,655	728,295	773,061

Financial Services

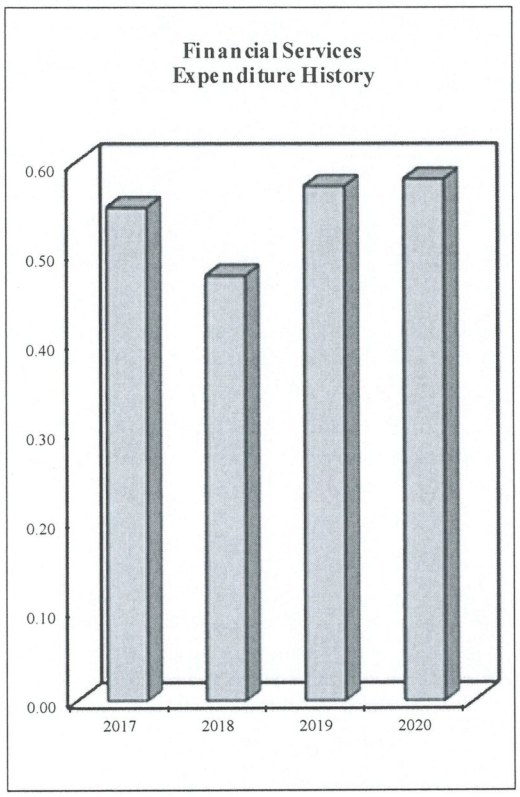

Expenditures	2017 Actual	2018 Actual	2019 Budget	2020 Budget
Salaries & Wages	406,253	354,791	362,003	378,291
Personnel Benefits	86,404	70,496	140,942	135,337
Supplies	7,514	7,343	7,500	9,500
Other Services & Charges	49,213	41,320	62,740	57,887
Total Expenditures	549,384	473,950	573,185	581,015
Ending Fund Balance	(168,554)	(263,741)	51,382	33,290
Total	380,830	210,209	624,567	614,305

Program Description:

Financial Services is established to centralize financial and accounting functions for departments and funds under the direction of the Board of County Commissioners with the exception of Public Services. Financial Services also serves as the central grant administration department, responsible for coordination of grant programs. The department provides program support to other departments by ensuring fiscal and programmatic accountability of Federal and State funds, property and other assets awarded to Yakima County.

Current services provided include the following:

- Full accounting for Facilities Services, Technology Services, Department of Corrections, GIS, Purchasing, Printing, Community Services, Board of County Commissioners, and Non-Departmental.
- Manage asset inventory county-wide (excluding Public Services).
- Manage P-Cards, Travel Cards, and office supply accounts.
- County–wide budgeting development and support.
- Indirect Cost Plan development and implementation.
- Capital projects.
- Other activities as required.

Major Objectives:

- Effectively manage the financial and accounting functions of the departments and funds served.
- Ensure proper disbursal of and accounting for Federal and State funds.
- Provide County-wide grant compliance review and technical assistance.
- Perform sub-recipient audits and monitor pass through funding.
- Ensure compliance with requirements applicable to Federal and State financial assistance programs.
- Serve as a County liaison to funding agencies, other municipalities, local business and the general public.
- Budget development and oversight.

Revenue/Expenditure Comment:

The expenses of operating the fund are covered through program support charges to departments and funds served.

2020 Final Budget
Revenue
As of November 30, 2019

		2017 Actual	2018 Actual	2019 Current	2019 Budget	2020 Budget
Financial Services						
REVENUES						
540 54030881001	Beg Fund Balance Unreserved				51,382	61,290
540 54034814001	Program Support	617,330	547,083	518,994	573,185	551,015
540 54036111001	Investment Interest	1,930	2,661	2,873		2,000
540 54036111032	Gain/Loss on Investments	349-	158	683		
Fnd 540	Financial Services	618,912	549,903	522,551	624,567	614,305

2020 Final Budget
Expenditures
As of November 30, 2019

		2017 Actual	2018 Actual	2019 Current	2019 Budget	2020 Budget
Financial Services						
Reclassification & Cost Alloc.						
ODt 0200	Ending Fund Balance				51,382	33,290
Obj 000	Reclassification & Cost Alloc.				51,382	33,290
Salaries						
ODt 1001	Salaries & Wages	421,346	361,555	275,520	357,003	343,291
ODt 1002	Salaries-Overtime	296	2,601	8,193		30,000
ODt 1010	Accrued Annual Leave	15,390-	9,366-	3,459-	5,000	5,000
Obj 001	Salaries	406,253	354,791	280,254	362,003	378,291
Personnel Benefits						
ODt 2002	Benefits-Direct	141,935	124,661	103,461	140,942	135,337
ODt 2004	Benefits-Bank Accruals	1,728	74	161-		
ODt 2005	Benefits-Pension Expense	57,258-	54,239-			
Obj 002	Personnel Benefits	86,404	70,496	103,301	140,942	135,337
Supplies						
ODt 3101	Office & Operating Supplies	3,713	4,393	2,847	5,500	5,500
ODt 3501	Small Tools & Minor Equipment	45	1,506	1,492	500	500
ODt 3590	Small Attrac-Tracked Inventory	3,755	1,445	7,564	1,500	3,500
Obj 003	Supplies	7,514	7,343	11,902	7,500	9,500
Other Services - Charges						
ODt 4101	Professional Services	66			150	150
ODt 4118	Prof Serv-Audits	471	349			
ODt 4119	Prof Serv-Consultants				550	550
ODt 4191	Prof Serv-Purchasing Serv	846	365	357	389	301
ODt 4192	Prof Serv-Tech Services	22,401	18,374	23,186	25,294	27,023
ODt 4202	Communication-Postage	61	174	52	150	150
ODt 4219	Phone Charges-Allocated	576	432	396	432	432
ODt 4301	Travel	4,633	2,947	1,662	10,000	10,000
ODt 4401	Advertising		195	603	500	500
ODt 4501	Operating Rentals & Leases	40			100	100
ODt 4590	Rent-Facilities Services	14,079	14,079	12,906	14,079	10,056
ODt 4690	Insurance-Interfund	2,856	2,434	3,878	4,230	1,758
ODt 4801	Repairs - Maintenance		54	304	500	500
ODt 4901	Miscellaneous	3,184	1,917	938	6,366	6,367
Obj 004	Other Services - Charges	49,213	41,320	44,281	62,740	57,887
Fnd 540	Financial Services	549,383	473,950	439,738	624,567	614,305

Facilities Services

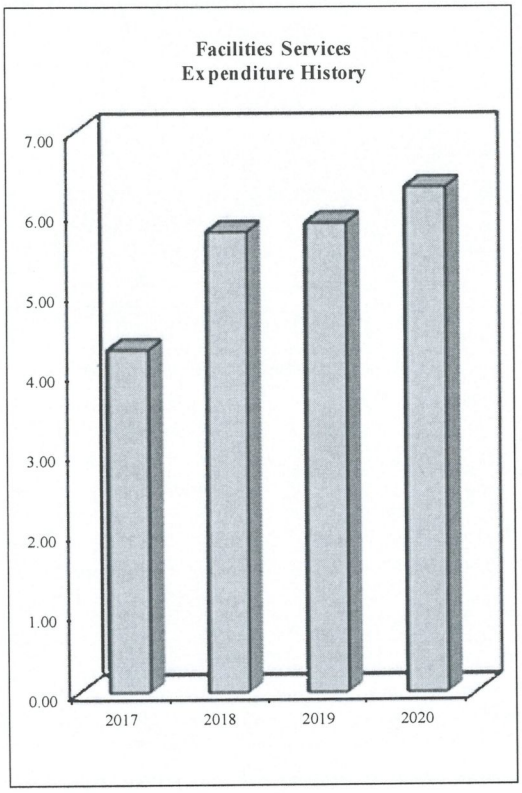

Expenditures	2017 Actual	2018 Actual	2019 Budget	2020 Budget
Salaries & Wages	1,202,214	1,273,496	1,561,854	1,591,279
Personnel Benefits	147,630	730,709	713,009	741,801
Supplies	317,346	187,054	348,000	348,000
Other Services & Charges	1,792,417	1,971,644	2,108,299	2,140,716
Intergovernmental	14,023	13,381	-	-
Capital Outlay	-	14,510	10,000	10,000
Operating Transfers Out	806,113	1,556,127	1,117,878	1,469,119
Total Expenditures	4,279,743	5,746,921	5,859,040	6,300,915
Ending Fund Equity	1,773,021	51,211	1,599,410	1,620,229
Total	6,052,764	5,798,132	7,458,450	7,921,144

Program Description:

The Facilities Services Fund was established to provide for the maintenance, major improvements, cleaning and operations of Yakima County buildings and grounds.

Major Objectives:

- To bring existing facilities into compliance with life safety codes.
- To correct past deferred maintenance.
- To provide a productive work environment for County employees.
- To provide assessable convenient facilities for customers and visitors.
- To provide for structured planned growth of County facilities.
- To insure economical operation of facilities and utilities.
- To provide competent trained facilities personnel.

Revenue/Expenditure Comment:

Resources will be dedicated to continue a three point attack on outstanding Facilities issues.

- We will continue to implement conservation programs to reduce utility costs in all our buildings, building on past successes where in some major buildings we have cut electrical and natural gas consumption in half.
- We will continue to implement programs attacking the backlog of many years of deferred maintenance aligning these programs within the framework of future modifications.
- We will continue to protect the taxpayer's assets and plan for the future replacement and growth of County Facilities by insuring funding is available to maintain the County Facility assets.

2020 Final Budget
Revenue
As of November 30, 2019

		2017 Actual	2018 Actual	2019 Current	2019 Budget	2020 Budget
Facilities Services						
REVENUES						
580 58030881001	Beg Fund Balance Unreserved				2,357,687	2,538,058
580 58034893001	Interfund Rent-Courthouse	1,230,189	1,218,875	1,118,364	1,219,231	1,219,230
580 58034893002	Interfund Rent-Youth Center	585,350	585,350	536,571	585,350	585,350
580 58034893003	Interfund Rent-Detention	1,131,738	1,247,732	1,146,906	1,251,171	1,253,899
580 58034893004	Interfund Rent-Rest Center	198,950	189,888	182,371	224,763	224,763
580 58034893005	Interfund Rent-Gen Admin	221,713	221,713	203,237	221,713	221,713
580 58034893006	Interfund Rent-1st Street	22,844	22,844	20,940	22,842	22,844
580 58034893007	Interfund Rent-Tech Services	80,550	80,550	73,838	80,550	80,550
580 58034893008	Interfund Rent-New Jail	722,060	1,167,488	1,070,197	1,167,488	1,167,488
580 58034893009	Interfund Rent-Safeway Bldg	36,815	36,238	29,351	36,815	10,440
580 58034893010	Interfund Rent-NYSO	25,720	25,720	485,247	527,200	534,249
580 58036111001	Investment Interest	35,492	41,142	38,680	10,000	10,000
580 58036111032	Gain/Loss on Investments	2,861-	12,547	1,713		
580 58036230001	Parking	50,730	44,430	47,370	53,640	52,560
580 58036250007	LT Rent-Rest Center Agency	25,813	25,813	23,662		
580 58036991001	Other Misc. Revenue	470	3,025	857		
580 58037200001	Insurance Recovery			581,754		
580 58039530001	C Comp Loss Recoveries	12		825		
580 58039700001	Operating Transfers In			1,500,000	1,500,000	
Fnd 580 Facilities Services		4,365,586	4,923,354	7,061,883	9,258,450	7,921,144

2020 Final Budget
Expenditures
As of November 30, 2019

		2017 Actual	2018 Actual	2019 Current	2019 Budget	2020 Budget
Facilities Maintenance						
Administration Non Bldg						
Reclassification & Cost Alloc.						
580 1000101	Transfers Out-Fund 315	690,000	1,435,124	2,450,000	2,800,000	1,345,347
580 1000102	Transfers Out-Debt	116,113	121,003	117,877	117,878	123,772
580 1000200	Ending Fund Balance				1,599,410	1,620,229
Obj 000	Reclassification & Cost Alloc.	806,113	1,556,127	2,567,877	4,517,288	3,089,348
Salaries						
580 1001001	Salaries & Benefits	207,291	241,787	224,960	1,441,354	1,475,279
580 1001002	Salaries-Overtime	10,533	13,187	13,369	50,000	56,000
580 1001003	Salaries-Extra Help			99	35,000	35,000
580 1001009	Call out/ Standby	22,084	21,254	18,203	35,500	25,000
Obj 001	Salaries	239,908	276,229	256,631	1,561,854	1,591,279
Personnel Benefits						
580 1002002	Benfits Direct	92,782	108,915	106,983	713,009	741,801
580 1002003	Benefits-Indirect	58,422	65,533	71,253		
580 1002004	Benefits-Bank Accruals		42			
580 1002005	Benefits-Pension Expense	377,951-	192,493			
Obj 002	Personnel Benefits	226,747-	366,983	178,236	713,009	741,801
Supplies						
580 1003101	Office & Operating Supplies	552	3,466	1,027	16,000	16,000
580 1003105	Operating Supplies	13,800	64,261	57,058	306,000	306,000
580 1003201	Fuel Consumed		34		5,000	5,000
580 1003501	Small Tools & Minor Equipmen	430	7,972	1,646	11,000	11,000
580 1003590	Small Attrac Computer/Monito		10,788	4,070	10,000	10,000
Obj 003	Supplies	14,782	86,521	63,800	348,000	348,000
Other Services - Charges						
580 1004101	Professional Services	97	12	479	16,000	18,000
580 1004137	Prof Serv-Program Support	53,346	57,458	54,335	59,274	60,050
580 1004191	Prof Serv-Purchasing	14,511	13,760	13,428	14,649	15,892
580 1004192	Prof Serv-Tech Services	58,951	46,177	52,117	56,855	81,678
580 1004201	Communications-Telephone	3,489	3,569	4,868	6,500	6,500
580 1004202	Communications-Postage	227	90	40	550	550
580 1004219	Phone Charges Allocated	1,296	1,296	1,188	1,296	1,296
580 1004301	Travel			361	500	500
580 1004401	Advertising	1,125	540	363	1,200	1,200
580 1004501	Operating Rental & Leases	28,678	32,771	26,038	202,001	210,000
580 1004690	Insurance-Interfund	33,789	32,849	43,340	47,280	27,877
580 1004701	Utilties-Services	2,870	3,033		1,397,934	1,411,913

2020 Final Budget
Expenditures
As of November 30, 2019

		2017 Actual	2018 Actual	2019 Current	2019 Budget	2020 Budget
Facilities Maintenance						
Administration Non Bldg						
Other Services - Charges						
580 1004801	Repair & Maintenance	9,892	5,124	1,750	245,000	245,000
580 1004901	Miscellaneous	737	314	380	24,260	24,260
580 1004957	Inter Gov Prof Services				5,000	5,000
580 1004958	Tax / Operating Assessments				10,000	10,000
Obj 004	Other Services - Charges	209,008	196,994	198,688	2,088,299	2,119,716
Capital Outlay						
580 1006401	Machinery & Equipment		7,052		10,000	10,000
Obj 006	Capital Outlay		7,052		10,000	10,000
Other						
580 1009101	Depreciation/Amortization	18,744	20,881		20,000	21,000
Obj 009	Other	18,744	20,881		20,000	21,000
Sub 100	Administration Non Bldg	1,061,808	2,510,787	3,265,231	9,258,450	7,921,144
#1 Courthouse 1941						
Salaries						
580 1011001	Salaries & Benefits	89,824	90,879	65,544		
580 1011002	Salaries-Overtime	3,435	3,886	763		
580 1011003	Salaries-Extra Help		1,290	7,338		
Obj 001	Salaries	93,259	96,055	73,645		
Personnel Benefits						
580 1012002	Benefits-Direct	35,438	40,237	30,931		
580 1012003	Benefits-Indirect	26,106	26,896	20,621		
Obj 002	Personnel Benefits	61,544	67,133	51,551		
Supplies						
580 1013101	Office & Operating Supplies	477	207			
580 1013105	Operating Supplies	45,671	14,602	2,003		
580 1013501	Small Tools & Minor Equipmen	2,351	7,805	118		
Obj 003	Supplies	48,499	22,614	2,120		
Other Services - Charges						
580 1014101	Professional Services	598	312			
580 1014202	Communications-Postage		10			
580 1014701	Utilities-Services	79,564	73,303	68,221		

2020 Final Budget
Expenditures
As of November 30, 2019

		2017 Actual	2018 Actual	2019 Current	2019 Budget	2020 Budget
Facilities Maintenance						
#1 Courthouse 1941						
Other Services - Charges						
580 1014801	Repairs & Maintenance	7,230	10,867	5,437		
580 1014901	Miscellaneous	2,556	2,362	2,287		
580 1014958	Tax / Operating Assessments			1,272		
Obj 004	Other Services - Charges	89,948	86,854	77,216		
Intergovernmental Services						
580 1015101	C Intergov Prof Serv	179	385			
580 1015301	C External Tax & Assessments	795	775			
Obj 005	Intergovernmental Services	974	1,160			
Sub 101	#1 Courthouse 1941	294,224	273,816	204,533		
#2 Courthouse 1962						
Salaries						
580 1021001	Salaries & Benefits	130,898	136,633	149,482		
580 1021002	Salaries-Overtime	3,970	9,860	9,840		
580 1021003	Salaries-Extra Help		1,312	9,458		
Obj 001	Salaries	134,869	147,805	168,780		
Personnel Benefits						
580 1022002	Benefits-Direct	51,193	61,990	70,888		
580 1022003	Benefits-Indirect	37,719	41,386	47,258		
Obj 002	Personnel Benefits	88,912	103,376	118,146		
Supplies						
580 1023101	Office & Operating Supplies	453	5,430	5,265		
580 1023105	Operating Supplies	28,777	7,665	13,205		
580 1023501	Small Tools & Minor Equipmen	1,278	2,171	1,388		
Obj 003	Supplies	30,509	15,267	19,858		
Other Services - Charges						
580 1024101	Professional Services	10,683	3,601	2,350		
580 1024701	Utilities-Services	141,060	146,358	104,199		
580 1024801	Repairs & Maintenance	30,249	56,983	60,548		
580 1024901	Miscellaneous	9	1,237	912		
580 1024958	Tax / Operating Assessments			1,272		
Obj 004	Other Services - Charges	182,001	208,180	169,281		

2020 Final Budget
Expenditures
As of November 30, 2019

		2017 Actual	2018 Actual	2019 Current	2019 Budget	2020 Budget
Facilities Maintenance						
#2 Courthouse 1962						
Intergovernmental Services						
580 1025101	C Intergov Prof Serv	338	540			
580 1025301	C External Tax & Assessments	1,074	1,653			
Obj 005	Intergovernmental Services	1,412	2,193			
Sub 102	#2 Courthouse 1962	437,702	476,820	476,066		
#3 County Corrections center						
Salaries						
580 1031001	Salaries & Benefits	69,409	67,261	85,806		
580 1031002	Salaries-Overtime	6,374	2,974	5,453		
580 1031003	Salaries-Extra Help			50		
Obj 001	Salaries	75,783	70,235	91,309		
Personnel Benefits						
580 1032002	Benefits-Direct	28,799	29,494	38,349		
580 1032003	Benefits-Indirect	21,208	19,687	25,566		
580 1032004	Benefits-Bank Accruals		120			
Obj 002	Personnel Benefits	50,007	49,301	63,915		
Supplies						
580 1033101	Office & Operating Supplies	689	234	597		
580 1033105	Operating Supplies	41,696	7,142	919		
580 1033201	Fuel Consumed	181	622	10		
580 1033501	Small Tools & Minor Equipmen	1,618	1,366	4,036		
Obj 003	Supplies	44,185	9,364	5,563		
Other Services - Charges						
580 1034101	Professional Services	414	3,112	5,725		
580 1034201	Communications-Telephone	1,313	311	46		
580 1034202	Communications-Postage	9	42	36		
580 1034501	Operating Rental & Leases			11		
580 1034701	Utilities-Services	267,149	301,981	229,568		
580 1034801	Repairs & Maintenance	48,600	67,762	57,592		
580 1034901	Miscellaneous	6	264	838		
Obj 004	Other Services - Charges	317,492	373,473	293,816		
Intergovernmental Services						
580 1035101		258				
Obj 005	Intergovernmental Services	258				

2020 Final Budget
Expenditures
As of November 30, 2019

		2017 Actual	2018 Actual	2019 Current	2019 Budget	2020 Budget
Facilities Maintenance						
Sub 103	#3 County Corrections center	487,725	502,373	454,603		
#4 General Admin Bldg						
Salaries						
580 1041001	Salaries & Benefits	29,066	43,531	22,776		
580 1041002	Salaries-Overtime	1,811	430	1,057		
580 1041003	Salaries-Extra Help		199	4,722		
Obj 001	Salaries	30,877	44,159	28,555		
Personnel Benefits						
580 1042002	Benefits-Direct	11,880	18,517	11,993		
580 1042003	Benefits-Indirect	8,370	12,365	7,995		
Obj 002	Personnel Benefits	20,250	30,882	19,989		
Supplies						
580 1043105	Operating Supplies	9,841	1,829	127		
580 1043501	Small Tools & Minor Equipmen		107	608		
Obj 003	Supplies	9,841	1,936	735		
Other Services - Charges						
580 1044101	Professional Services	112	867	373		
580 1044301	Travel		136			
580 1044701	Utilities-Services	62,272	60,260	48,238		
580 1044801	Repairs & Maintenance	10,703	12,904	8,023		
580 1044901	Miscellaneous	792	786	748		
Obj 004	Other Services - Charges	73,879	74,953	57,382		
Intergovernmental Services						
580 1045101	C Intergov Prof Serv	90	261			
580 1045301	C External Tax & Assessments	618	466			
Obj 005	Intergovernmental Services	708	728			
Sub 104	#4 General Admin Bldg	135,555	152,658	106,661		
#5 Main Jail						
Salaries						
580 1051001	Salaries & Benefits	151,268	177,258	150,099		
580 1051002	Salaries-Overtime	14,686	6,885	7,275		
580 1051003	Salaries-Extra Help		85	815		
580 1051009	Call Out	578	70			

2020 Final Budget
Expenditures
As of November 30, 2019

		2017 Actual	2018 Actual	2019 Current	2019 Budget	2020 Budget
Facilities Maintenance						
#5 Main Jail						
Obj 001	Salaries	166,531	184,298	158,189		
Personnel Benefits						
580 1052002	Benefits-Direct	63,265	77,245	66,439		
580 1052003	Benefits-Indirect	46,608	51,590	44,293		
Obj 002	Personnel Benefits	109,874	128,834	110,732		
Supplies						
580 1053101	Office & Operating Supplies	913	1,031	325		
580 1053105	Operating Supplies	50,984	8,638	5,302		
580 1053201	Fuel Consumed	561	714			
580 1053501	Small Tools & Minor Equipmen	2,528	2,284	2,259		
Obj 003	Supplies	54,986	12,667	7,886		
Other Services - Charges						
580 1054101	Professional Services	146	3,455	325		
580 1054202	Communications-Postage	13	130	251		
580 1054701	Utilities-Services	410,467	403,412	312,657		
580 1054801	Repairs & Maintenance	48,431	94,851	60,622		
580 1054901	Miscellaneous	697	1,393	558		
580 1054958	Tax / Operating Assessments			819		
Obj 004	Other Services - Charges	459,754	503,241	375,231		
Intergovernmental Services						
580 1055101	C Intergov Prof Serv	381	652			
580 1055301	C External Tax & Assessments	1,339	1,306			
Obj 005	Intergovernmental Services	1,720	1,958			
Sub 105	#5 Main Jail	792,865	830,999	652,038		
#6 Jail Annex						
Salaries						
580 1061001	Salaries & Benefits	40,512	46,835	24,332		
580 1061002	Salaries-Overtime	2,943	2,461	1,218		
Obj 001	Salaries	43,455	49,296	25,550		
Personnel Benefits						
580 1062002	Benefits-Direct	16,515	20,677	10,731		
580 1062003	Benefits-Indirect	12,162	13,803	7,154		

2020 Final Budget
Expenditures
As of November 30, 2019

		2017 Actual	2018 Actual	2019 Current	2019 Budget	2020 Budget
Facilities Maintenance						
#6 Jail Annex						
Obj 002	Personnel Benefits	28,677	34,480	17,885		
Supplies						
580 1063105	Operating Supplies	12,187	935	110		
580 1063501	Small Tools & Minor Equipmen	330	11			
580 1063590	Small Attract Computer/Monit	76				
Obj 003	Supplies	12,592	947	110		
Other Services - Charges						
580 1064101	Professional Services	146	920	64		
580 1064202	Communications-Postage			13		
580 1064701	Utilities-Services	74,090	85,602	91,224		
580 1064801	Repairs & Maintenance	27,231	31,519	26,964		
580 1064958	Tax / Operating Assessments			669		
Obj 004	Other Services - Charges	101,468	118,041	118,933		
Intergovernmental Services						
580 1065101	C Intergov Prof Serv	280	243			
Obj 005	Intergovernmental Services	280	243			
Sub 106	#6 Jail Annex	186,472	203,006	162,479		
#7 Juvenile Justice Center						
Salaries						
580 1071001	Salaries & Benefits	104,919	94,315	70,215		
580 1071002	Salaries-Overtime	4,645	2,051	2,612		
580 1071003	Salaries-Extra Help		454	3,928		
Obj 001	Salaries	109,564	96,819	76,755		
Personnel Benefits						
580 1072002	Benefits-Direct	41,636	40,580	32,237		
580 1072003	Benefits-Indirect	30,668	27,109	21,491		
Obj 002	Personnel Benefits	72,304	67,689	53,728		
Supplies						
580 1073101	Office & Operating Supplies	201	491	379		
580 1073105	Operating Supplies	28,564	8,125	529		
580 1073201	Fuel Consumed	173	217			
580 1073501	Small Tools & Minor Equipmen	3,576	2,533	646		

2020 Final Budget
Expenditures
As of November 30, 2019

		2017 Actual	2018 Actual	2019 Current	2019 Budget	2020 Budget
Facilities Maintenance						
#7 Juvenile Justice Center						
Supplies						
580 1073590	Small Attract Computer/Monit		3,316	3,967		
Obj 003	Supplies	32,514	14,681	5,520		
Other Services - Charges						
580 1074101	Professional Services	73	3,232	4,932		
580 1074202	Communications-Postage		7	13		
580 1074701	Utilities-Services	150,204	160,495	122,366		
580 1074801	Repairs & Maintenance	18,533	27,168	19,602		
580 1074901	Miscellaneous	1,892	1,429	720		
Obj 004	Other Services - Charges	170,702	192,331	147,633		
Intergovernmental Services						
580 1075101	C Intergov Prof Serv	1,161	474			
580 1075301	C External Tax & Assessments	3,157	3,079			
Obj 005	Intergovernmental Services	4,318	3,552			
Capital Outlay						
580 1076401	Machinery & Equipment		7,458			
Obj 006	Capital Outlay		7,458			
Sub 107	#7 Juvenile Justice Center	389,402	382,530	283,636		
#8 Restitution Center						
Salaries						
580 1081001	Salaries & Benefits	69,006	46,163	32,500		
580 1081002	Salaries-Overtime	2,228	1,047	1,354		
580 1081003	Salaries-Extra Help		234	1,297		
Obj 001	Salaries	71,235	47,444	35,152		
Personnel Benefits						
580 1082002	Benefits-Direct	27,071	19,880	14,764		
580 1082003	Benefits-Indirect	19,938	13,279	9,842		
Obj 002	Personnel Benefits	47,008	33,159	24,606		
Supplies						
580 1083101	Office & Operating Supplies	752	374	383		
580 1083105	Operating Supplies	10,399	1,666	90		
580 1083201	Fuel Consumed	572	838			

2020 Final Budget
Expenditures
As of November 30, 2019

		2017 Actual	2018 Actual	2019 Current	2019 Budget	2020 Budget
Facilities Maintenance						
#8 Restitution Center						
Supplies						
580 1083501	Small Tools & Minor Equipmen	393	1,247	127		
580 1083590	Small Attract Computer/Monit			2,075		
Obj 003 Supplies		12,115	4,125	2,674		
Other Services - Charges						
580 1084101	Professional Services	88	2,463	1,575		
580 1084501	Operating Rental & Leases	290	594	238		
580 1084701	Utilities-Services	76,962	78,993	56,183		
580 1084801	Repairs & Maintenance	12,009	22,109	18,997		
580 1084901	Miscellaneous	2,148	2,009	1,491		
Obj 004 Other Services - Charges		91,497	106,169	78,484		
Intergovernmental Services						
580 1085101	C Intergov Prof Serv	453				
Obj 005 Intergovernmental Services		453				
Sub 108 #8 Restitution Center		222,308	190,897	140,916		
#9 Facilites Services Bldg						
Salaries						
580 1091001	Salaries & Benefits	57,387	35,008	24,654		
580 1091002	Salaries-Overtime	4,140	3,026	2,187		
580 1091003	Salaries-Extra Help		113	603		
Obj 001 Salaries		61,527	38,147	27,444		
Personnel Benefits						
580 1092002	Benefits-Direct	23,381	15,989	11,526		
580 1092003	Benefits-Indirect	17,227	10,681	7,684		
Obj 002 Personnel Benefits		40,608	26,670	19,211		
Supplies						
580 1093101	Office & Operating Supplies	13,893	5,538	2,701		
580 1093105	Operating Supplies	32,259	3,002	347		
580 1093201	Fuel Consumed	38				
580 1093501	Small Tools & Minor Equipmen	5,778	4,946	1,633		
580 1093502	Computer Software	190				
580 1093590	Small Attract Computer/Monit			2,047		
Obj 003 Supplies		52,158	13,487	6,728		

2020 Final Budget
Expenditures
As of November 30, 2019

		2017 Actual	2018 Actual	2019 Current	2019 Budget	2020 Budget
Facilities Maintenance						
#9 Facilites Services Bldg						
Other Services - Charges						
580 1094101	Professional Services	10,558	2,326	1,623		
580 1094201	Communications-Telephone	816	2,623	2,835		
580 1094202	Communications-Postage			9		
580 1094401	Advertising	654	55	765		
580 1094501	Operating Rental & Leases	51	2,254	2,807		
580 1094701	Utilities-Services	24,538	24,953	16,492		
580 1094801	Repairs & Maintenance	5,754	15,705	18,019		
580 1094901	Miscellaneous	4,760	5,259	4,635		
580 1094958	Tax / Operating Assessments			6,906		
Obj 004	Other Services - Charges	47,131	53,175	54,091		
Intergovernmental Services						
580 1095101	C Intergov Prof Serv		125			
580 1095301	C External Tax & Assessments	2,173	2,153			
Obj 005	Intergovernmental Services	2,173	2,278			
Sub 109	#9 Facilites Services Bldg	203,596	133,758	107,474		
#12 First Street Conf/ Morgue						
Salaries						
580 1121001	Salaries & Benefits	6,468	5,847	5,374		
580 1121002	Salaries-Overtime	707	147	180		
580 1121003	Salaries-Extra Help		64	1,354		
Obj 001	Salaries	7,175	6,058	6,908		
Personnel Benefits						
580 1122002	Benefits-Direct	2,727	2,543	2,901		
580 1122003	Benefits-Indirect	2,009	1,697	1,934		
Obj 002	Personnel Benefits	4,736	4,239	4,835		
Supplies						
580 1123105	Operating Supplies	1,840	24			
Obj 003	Supplies	1,840	24			
Other Services - Charges						
580 1124101	Professional Services	211	430			
580 1124701	Utilities-Services	9,949	7,020	3,780		
580 1124801	Repairs & Maintenance	12	716	686		
580 1124901	Miscellaneous			125		

2020 Final Budget
Expenditures
As of November 30, 2019

		2017 Actual	2018 Actual	2019 Current	2019 Budget	2020 Budget
Facilities Maintenance						
#12 First Street Conf/ Morgue						
Obj 004	Other Services - Charges	10,172	8,166	4,591		
Intergovernmental Services						
580 1125301	C External Tax & Assessments	280	273			
Obj 005	Intergovernmental Services	280	273			
Sub 112	#12 First Street Conf/ Morgue	24,202	18,760	16,334		
#13 Technology Services						
Salaries						
580 1131001	Salaries & Benefits	7,525	11,538	10,526		
580 1131002	Salaries-Overtime	166	674	165		
580 1131003	Salaries-Extra Help		106	397		
Obj 001	Salaries	7,692	12,318	11,088		
Personnel Benefits						
580 1132002	Benefits-Direct	2,923	5,171	4,657		
580 1132003	Benefits-Indirect	2,154	3,446	3,105		
Obj 002	Personnel Benefits	5,076	8,617	7,762		
Supplies						
580 1133105	Operating Supplies	819	403	176		
580 1133501	Small Tools & Minor Equipmen		312	15		
Obj 003	Supplies	819	714	191		
Other Services - Charges						
580 1134101	Professional Services	964	1,026			
580 1134501	Operating Rental & Leases		30			
580 1134701	Utilities-Services	14,404	16,813	17,554		
580 1134801	Repairs & Maintenance	3	3,535	1,373		
580 1134901	Miscellaneous	260	32	75		
Obj 004	Other Services - Charges	15,631	21,437	19,001		
Intergovernmental Services						
580 1135301	External Tax & Assessments	828	832			
Obj 005	Intergovernmental Services	828	832			
Sub 113	#13 Technology Services	30,046	43,919	38,042		

2020 Final Budget
Expenditures
As of November 30, 2019

		2017 Actual	2018 Actual	2019 Current	2019 Budget	2020 Budget
Facilities Maintenance						
18th Street Shop						
Salaries						
580 1141001	Salaries & Benefits	49	1,230	39		
Obj 001	Salaries	49	1,230	39		
Personnel Benefits						
580 1142002	Benefits-Direct	19	516	17		
580 1142003	Benefits-Indirect	14	344	11		
Obj 002	Personnel Benefits	32	861	28		
Other Services - Charges						
580 1144801	Repair & Maintenance	1,700	896	1,425		
Obj 004	Other Services - Charges	1,700	896	1,425		
Intergovernmental Services						
580 1145101	C Intergo Prof Services		164			
Obj 005	Intergovernmental Services		164			
Sub 114	18th Street Shop	1,781	3,150	1,492		
Terrace Heights						
Salaries						
580 1151001	Salaries & Benefits	71	121	535		
580 1151002	Salaries-Overtime			20		
Obj 001	Salaries	71	121	554		
Personnel Benefits						
580 1152002	Benefits-Direct	27	51	233		
580 1152003	Benefits-Indirect	20	34	155		
Obj 002	Personnel Benefits	47	85	388		
Sub 115	Terrace Heights	118	206	943		
Performance Park						
Salaries						
580 1161001	Salaries & Benefits	1,163	2,800	2,153		
580 1161002	Salaries-Overtime		84	177		
Obj 001	Salaries	1,163	2,884	2,330		

2020 Final Budget
Expenditures
As of November 30, 2019

		2017 Actual	2018 Actual	2019 Current	2019 Budget	2020 Budget
Facilities Maintenance						
Performance Park						
Personnel Benefits						
580 1162002	Benefits-Direct	442	1,211	979		
580 1162003	Benefits-Indirect	326	807	652		
Obj 002	Personnel Benefits	768	2,019	1,631		
Supplies						
580 1163101	Office & Operating Supplies	910	39			
580 1163501	Small Tools & Minor Equipmen		87			
Obj 003	Supplies	910	125			
Other Services - Charges						
580 1164501	Operating Rental & Leases			83		
580 1164701	Utilities-Services	2,222	1,926	2,372		
580 1164801	Repair & Maintenance	1,070	2,195	1,936		
Obj 004	Other Services - Charges	3,293	4,121	4,390		
Sub 116	Performance Park	6,133	9,149	8,352		
SAR Building						
Salaries						
580 1181001	Salaries &Wages		141	2,327		
580 1181002	Salaries-Overtime		256			
Obj 001	Salaries		397	2,327		
Personnel Benefits						
580 1182002	Benefits-Direct		167	978		
580 1182003	Benefits-Indirect		111	652		
Obj 002	Personnel Benefits		278	1,629		
Supplies						
580 1183501	Small Tools & Minor Equipmen			52		
Obj 003	Supplies			52		
Other Services - Charges						
580 1184801	Repair & Maintenance			107		
Obj 004	Other Services - Charges			107		
Sub 118	SAR Building		674	4,116		

2020 Final Budget
Expenditures
As of November 30, 2019

		2017 Actual	2018 Actual	2019 Current	2019 Budget	2020 Budget
Facilities Maintenance						
YSO Building						
Salaries						
580 1191001	Salaries &Wages	4,276	10,258	37,243		
580 1191002	Salaries-Overtime		398	799		
Obj 001 Salaries		4,276	10,656	38,042		
Personnel Benefits						
580 1192002	Benefits-Direct	1,625	4,475	15,978		
580 1192003	Benefits-Indirect	1,197	2,983	10,652		
Obj 002 Personnel Benefits		2,822	7,458	26,629		
Supplies						
580 1193101	Office & Operating Supplies	1,596	4,528	5,947		
580 1193201	Fuel Consumed		55			
580 1193501	Small Tools & Minor Equipmen			3,271		
Obj 003 Supplies		1,596	4,583	9,218		
Other Services - Charges						
580 1194101	Professional Services			5,580		
580 1194201	Communication-Telephone			384		
580 1194501	Operating Rental & Leases			162,621		
580 1194701	Utilities-Services			33,042		
580 1194801	Repair & Maintenance		2,732	7,012		
580 1194901	Miscellaneous			306		
Obj 004 Other Services - Charges			2,732	208,945		
Sub 119 YSO Building		8,694	25,429	282,835		
YC Fairgrounds						
Salaries						
580 1201001	Salaries & Benefits	254	155			
580 1201002	Salaries-Overtime	43				
Obj 001 Salaries		298	155			
Personnel Benefits						
580 1202002	Benefits-Direct	113	65			
580 1202003	Benefits-Indirect	83	43			
Obj 002 Personnel Benefits		196	108			

2020 Final Budget
Expenditures
As of November 30, 2019

		2017 Actual	2018 Actual	2019 Current	2019 Budget	2020 Budget
Facilities Maintenance						
YC Fairgrounds						
Intergovernmental Services						
580 1205301		620				
Obj 005	Intergovernmental Services	620				
Sub 120	YC Fairgrounds	1,114	263			
Sheriff Precinct 3						
Salaries						
580 1221001	Salaries &Wages			1,847		
Obj 001	Salaries			1,847		
Personnel Benefits						
580 1222002	Benefits-Direct			776		
580 1222003	Benefits-Indirect			517		
Obj 002	Personnel Benefits			1,293		
Supplies						
580 1223101	Office Supplies			121		
580 1223501	Small Tools & Minor Equipmen			18		
Obj 003	Supplies			140		
Other Services - Charges						
580 1224801	Repair and Maintenance			291		
Obj 004	Other Services - Charges			291		
Sub 122	Sheriff Precinct 3			3,571		
Property Mgmy Division						
Salaries						
580 2151001	Salaries & Benefits	71	161			
Obj 001	Salaries	71	161			
Personnel Benefits						
580 2152002	Benefits-Direct	32	76			
580 2152003	Benefits-Indirect	11	24			
Obj 002	Personnel Benefits	43	100			
Sub 200	Property Mgmy Division	114	262			

2020 Final Budget
Expenditures
As of November 30, 2019

		2017 Actual	2018 Actual	2019 Current	2019 Budget	2020 Budget
Facilities Maintenance						
Salary/Benefit						
Salaries						
580 9991001	Salaries & Benefits	138,081	182,088	231,775		
580 9991002	Salaries-Overtime	18	282	429		
580 9991010	Accrued Annual Leave	16,314	6,657	10,450-		
Obj 001	Salaries	154,413	189,028	221,754		
Personnel Benefits						
580 9992002	Benefits-Direct	141,849	129,294	148,119		
580 9992003	Benefits-Indirect	300,497-	329,846-	301,451-		
580 9992004	Benefits-Bank Accruals	120	1,012-	1,512		
Obj 002	Personnel Benefits	158,527-	201,563-	151,820-		
Sub 900	Salary/Benefit	4,114-	12,535-	69,934		
Sub 580	Facilities Services	4,279,743	5,746,921	6,279,254	9,258,450	7,921,144
Fnd 580	Facilities Services	4,279,743	5,746,921	6,279,254	9,258,450	7,921,144

Equipment Rental & Revolving Fund

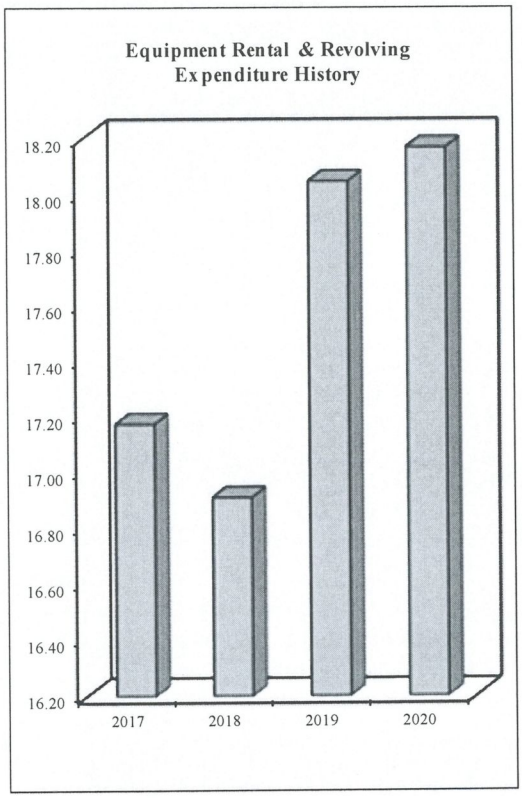

Expenditures	2017 Actual	2018 Actual	2019 Budget	2020 Budget
Equipment Rental	11,405,362	11,356,516	12,044,431	12,202,392
Central Stores	4,417,603	4,212,372	4,486,600	4,449,388
Mechanical Shop	1,143,868	1,340,288	1,511,490	1,511,594
ER&R Facility	-	-	-	-
Fabrication Shop	204,457	-	-	-
Total Expenditures	17,171,290	16,909,176	18,042,521	18,163,374
Ending Fund Equity	9,994,748	8,270,502	8,490,827	3,662,440
Total	27,166,038	25,179,678	26,533,348	21,825,814

Program Description:

Equipment Rental and Revolving Fund is established to increase government efficiency by allowing departments to replace equipment at the end of the equipment useful cycle.

This fund is responsible for a variety of other functions which includes the purchase, maintenance, and repair of Yakima County Assets; The operation and maintenance of two Road Maintenance Facilities: the permitting and operation of twelve County owned pits and quarries, and educating and promoting safety in the workplace by providing training to County Road employees.

Major Objectives:

- Providing equipment to ensure low maintenance and operations costs while providing modern efficient equipment for use by County Departments.
- Ensuring worker training and safety through education and self-awareness.
- Reclamation and operation of Quarries and Pit-Sites that meet or exceed state requirements and ensuring adequate mineral resources needed for Yakima County Road Construction and Maintenance projects.

Revenue/Expenditure Comment:

Funding for this program comes from rental rates charged for use of equipment, central stores, and facilities.

2020 Final Budget
Revenue
As of November 30, 2019

		2017 Actual	2018 Actual	2019 Current	2019 Budget	2020 Budget
Equipment Rental and Revolving						
REVENUES						
591 59130800001	Begin Unreserv Fund Balance				12,766,100	7,297,000
591 59136111001	Investment Interest	70,327	96,403	78,284	60,000	60,000
591 59136111032	Gain/Loss on Investments	1,514-	7,861	17,910		
591 59136140007	Interest - Interfund	54,415	47,582	20,229	47,582	45,000
591 59136210001	Equipment/Vehicle Rent-Sht T	6,469,542	6,657,007	6,788,623	6,103,000	6,600,000
591 59136910001	Sale of Scrap & Junk	2,214	5,295		2,281	2,000
591 59136981001	Cashier Long/Short		5			
591 59136991001	Other Misc Revenue	9	2			
591 59137910002	Capital Contrb-Interfund	8,929	688,290		9,197	
591 59138880001	C Prior Years Correction	395,993				
591 59139510001	Proceeds from Sale/Fixed Ass	78,908	92,535		200,000	200,000
591 59139510002	Proceeds From Trade In Value	913,950	124,000	286,000	150,000	500,000
591 59139520001	Comp Loss/Impairment Insuran	51,597	57,852	12,609	53,145	22,000
591 59139540001	Gain (Loss) on Disp-Cap Asse	904,073-				
591 59139570001	C Cost of Disposal Capital Ass	2,300-	256,263-		50,000-	
592 59230800001	Beginning Fund Balance				3,287,100	3,442,814
592 59234175002	Sales Plans NT		40	20		
592 59234820001	Sales of Road Materials	717,052	420,110	134,331	500,000	300,000
592 59234820002	Sale of CR screenings	17,137	673	68	1,000	1,000
592 59234820003	Sale of Top/Base Coarse	33,439	22,315	6,259	10,000	10,000
592 59234820007	Sale of Screenings	80	15	206		
592 59234820008	Sale of Rip Rap	39	18	2		1,000
592 59234820009	Sale of Pit Run	5,184		809	2,000	
592 59234840001	Sales of Parts	788,947	722,400	35,055	800,000	800,000
592 59234850001	Sales of Fuel	846,747	965,355	37,383	850,000	850,000
592 59234870001	Other Sales of Merchandise	57,016	74,276		60,000	75,000
592 59234870002	Other Sales - Oil	21,881	20,125	4,842	12,000	15,000
592 59234870003	Other Sales - Signs	5,041	13,713	10,619	20,000	5,000
592 59236111001	Investment Interest	26,258	44,142	41,898	15,000	15,000
592 59236111032	Gain/Loss on Investments	470-	1,610-	8,220		
592 59236290001	Other Rent & Use Charges	500	500	500	515	
592 59236910001	Sale of Scrap & Junk	546	916	987	562	500
592 59239700001	Operating Transfers In	191,275				
595 59530800001	Begin Unreserv Fund Balance				339,275	122,500
595 59534830001	Vehicle/Equipment Repair Chg	668,262	918,803	882,315	664,900	850,000
595 59536111001	Investment Interest	2,487	7,669	12,954	2,562	
595 59536111032	Gain/Loss on Investments	180-	82-	272	185-	
595 59536250001	Space/Facility Lease-Lng Ter	597,682	597,682	547,876	615,613	600,000
595 59536250004	Space/Facility Lease-Eleph M	11,701	11,701	11,701		
595 59536550021	Space/Rental - Elephant Mtn				11,701	12,000
595 59536910001	Sale of Scrap & Junk		131			
595 59536991045	Misc. Reimb of Cost			583		
595 59538880001	Prior Years Correction	395,993-				
597 59734870001	Sales of Merchandise	8,682				
597 59736111001	Investment Interest	56				
Fnd 590	Equipment Rental and Revolving	10,741,367	11,339,459	8,940,554	26,533,348	21,825,814

2020 Final Budget
Expenditures
As of November 30, 2019

		2017 Actual	2018 Actual	2019 Current	2019 Budget	2020 Budget
Equipment Rental & Revolving						
Administration						
Reclassification & Cost Alloc.						
591 1000200	Ending Fund Balance				7,296,874	2,523,608
Obj 000	Reclassification & Cost Alloc.				7,296,874	2,523,608
Salaries						
591 1001001	Salaries & Benefits	179,239	168,897	140,209	184,929	190,500
591 1001002	Salaries-Overtime	3,158	4,317	565	3,253	4,000
591 1001003	Salaries-Extra Help			978		
Obj 001	Salaries	182,397	173,213	141,752	188,182	194,500
Personnel Benefits						
591 1002002	Benefits-Direct	76,132	75,025	66,764	78,416	80,000
591 1002003	Benefits-Indirect	24,433	22,332	18,363	25,167	26,425
Obj 002	Personnel Benefits	100,566	97,356	85,127	103,583	106,425
Supplies						
591 1003101	Office & Operating Supplies	9	2,500	16	10,000	2,000
591 1003501	Small Tools & Minor Equipmen	209	54		215	500
591 1003502	Computer Software	2				
Obj 003	Supplies	220	2,555	16	10,215	2,500
Other Services - Charges						
591 1004101	Professional Services	4,010	5,394		4,130	4,337
591 1004125	Prof Serv-Indirect Costs	53,822	56,657	62,533	68,218	71,629
591 1004191	Prof Serv-Purchasing Serv	15,287	10,408	10,193	11,120	11,676
591 1004192	Prof Serv-Info Services	24,608	32,706	52,247	42,695	44,830
591 1004201	Communications-Telephone	2,243	2,552	1,953	2,310	2,426
591 1004301	Travel	21	1,957	463		4,500
591 1004401	Advertising			74	3,000	
591 1004501	Operating Rental & Leases	228,436	228,740	209,400	235,289	235,289
591 1004901	Miscellaneous	5,201	2,884	1,293	5,500	5,500
Obj 004	Other Services - Charges	333,628	341,298	338,156	372,262	380,187
Sub 100	Administration	616,811	614,423	565,052	7,971,116	3,207,220
Prior Period Corrections						
Reclassification & Cost Alloc.						
591 5870591		100,000			103,000	
Obj 000	Reclassification & Cost Alloc.	100,000			103,000	

2020 Final Budget
Expenditures
As of November 30, 2019

		2017 Actual	2018 Actual	2019 Current	2019 Budget	2020 Budget
Equipment Rental & Revolving						
Sub 588	Prior Period Corrections	100,000			103,000	
Depreciation						
Other						
591 6309101	Depreciation/Amortization	3,141,546	2,674,734		3,235,792	3,250,000
Obj 009	Other	3,141,546	2,674,734		3,235,792	3,250,000
Sub 630	Depreciation	3,141,546	2,674,734		3,235,792	3,250,000
EQ Operations						
Salaries						
591 6801001	Salaries & Wages	3,677	1,419	3,352	3,787	4,000
591 6801002	Salaries-Overtime	109	63	178	112	
591 6801003	Salaries-Extra Help	3,197		2,452	3,293	
Obj 001	Salaries	6,984	1,482	5,982	7,192	4,000
Personnel Benefits						
591 6802002	Benefits-Direct	2,248	710	2,070	2,315	
591 6802003	Benefits-Indirect	568	219	420	585	
Obj 002	Personnel Benefits	2,816	929	2,490	2,900	
Supplies						
591 6803101	Office & Operating Supplies	953,855	890,402	693,205	1,000,000	1,000,000
591 6803201	Fuel Consumed	926,164	1,151,501	1,080,755	850,000	850,000
591 6803501	Small Tools & Minor Equipmen		2,333	6,123		3,000
Obj 003	Supplies	1,880,019	2,044,236	1,780,084	1,850,000	1,853,000
Other Services - Charges						
591 6804101	Professional Services	1,019	12,065		24,000	15,000
591 6804201	Communication-Telephone	40,643	47,954	50,642	25,000	50,000
591 6804202	Communication-Postage	14	11		14	
591 6804401	Advertising	294			303	
591 6804501	Operating Rentals & Leases	7,089	4,810	4,343	8,000	5,000
591 6804690	Liability Insurance	55,318	75,737	32,110	35,029	36,780
591 6804801	Repairs & Maintenance	1,592,656	1,963,381	1,737,479	2,000,000	1,800,000
591 6804901	Miscellaneous		5,402	93		5,000
Obj 004	Other Services - Charges	1,697,033	2,109,360	1,824,666	2,092,346	1,911,780
Sub 680	EQ Operations	3,586,851	4,156,007	3,613,222	3,952,438	3,768,780

2020 Final Budget
Expenditures
As of November 30, 2019

		2017 Actual	2018 Actual	2019 Current	2019 Budget	2020 Budget
Equipment Rental & Revolving						
Capital Outlay						
Capital Outlay						
591 9406401	Machinery & Equipment	3,960,154	3,911,353	2,828,597	4,078,959	4,500,000
Obj 006	Capital Outlay	3,960,154	3,911,353	2,828,597	4,078,959	4,500,000
Sub 940	Capital Outlay	3,960,154	3,911,353	2,828,597	4,078,959	4,500,000
Sub 591	Equipment Rental and Revolving	11,405,362	11,356,516	7,006,870	19,341,305	14,726,000
Central Stores						
Central Stores						
Administration						
Reclassification & Cost Alloc.						
592 1000200	Ending Fund Balance				661,577	1,065,926
Obj 000	Reclassification & Cost Alloc.				661,577	1,065,926
Salaries						
592 1001001	Salaries & Benefits	58,387	94,706	82,806	110,553	115,000
592 1001002	Salaries-Overtime	17	476	786	18	500
592 1001003	Salaries-Extra Help		99			6,000
Obj 001	Salaries	58,404	95,281	83,592	110,571	121,500
Personnel Benefits						
592 1002002	Benefits-Direct	24,822	43,506	37,726	34,921	35,000
592 1002003	Benefits-Indirect	7,911	12,594	9,804	8,148	10,000
Obj 002	Personnel Benefits	32,733	56,100	47,530	43,069	45,000
Supplies						
592 1003101	Office & Operating Supplies	124	735	676	1,000	1,400
592 1003501	Small Tools & Minor Equipmen		806			500
Obj 003	Supplies	124	1,541	676	1,000	1,900
Other Services - Charges						
592 1004101	Professional Services	1,371	2,027		1,412	1,483
592 1004191	Prof Serv-Purchasing Serv	15,287	10,408	10,193	11,120	11,676
592 1004192	Prof Serv-Info Services	9,904	12,304	19,466	42,694	44,829
592 1004202	Communications-Postage		17			
592 1004401	Advertising			70		
592 1004501	Operating Rental & Leases	176,821	226,885	184,817	182,126	180,000
592 1004701	Utilities-Services		1,813			
592 1004901	Miscellaneous	11,809	15,065	10,067	12,000	20,000

2020 Final Budget
Expenditures
As of November 30, 2019

		2017 Actual	2018 Actual	2019 Current	2019 Budget	2020 Budget
Equipment Rental and Revolving						
Central Stores						
Administration						
Other Services - Charges						
592 1004958	Tax / Operating Assessments			366	195	
Obj 004	Other Services - Charges	215,192	268,519	224,979	249,547	257,988
Intergovernmental Services						
592 1005301	C External Taxes & Oper Assess	189	194			
Obj 005	Intergovernmental Services	189	194			
Other						
592 1009101	Depreciation/Amortization	572	572		589	
Obj 009	Other	572	572		589	
Sub 100	Administration	307,214	422,207	356,777	1,066,353	1,492,314
Pits/Quarries Operations						
Salaries						
592 2801001	Salaries & Wages	1,065	10,943	1,429	12,000	5,000
592 2801002	Salaries-Overtime		1,101			
592 2801003	Salaries-Extra Help		142	25		
Obj 001	Salaries	1,065	12,186	1,454	12,000	5,000
Personnel Benefits						
592 2802002	Benefits-Direct	479	5,802	690	6,000	
592 2802003	Benefits-Indirect	160	1,807	214	1,800	
Obj 002	Personnel Benefits	639	7,609	904	7,800	
Supplies						
592 2803101	Office & Operating Supplies		3,420	217		
592 2803401	Purchases for Inv of Resale	92,616	64,349	62,028-	95,394	
Obj 003	Supplies	92,616	67,769	61,812-	95,394	
Other Services - Charges						
592 2804101	Professional Services	95			98	
592 2804202	Communication-Postage		15			
592 2804401	Advertising		783	881		
592 2804501	Operating Rentals & Leases	190	3,152	735	196	
592 2804701	Utility Services	904	842	633	931	
592 2804801	Repairs & Maintenance	146			150	
Obj 004	Other Services - Charges	1,335	4,792	2,250	1,375	

2020 Final Budget
Expenditures
As of November 30, 2019

		2017 Actual	2018 Actual	2019 Current	2019 Budget	2020 Budget
Equipment Rental and Revolving						
Central Stores						
Central Stores						
Pits/Quarries Operations						
Other						
592 2809201	Store Issues	632,101	218,686		651,064	250,000
Obj 009	Other	632,101	218,686		651,064	250,000
Sub 280	Pits/Quarries Operations	727,756	311,042	57,205-	767,633	255,000
Sign Shop Operations						
Salaries						
592 3801001	Salaries & Benefits		441			
Obj 001	Salaries		441			
Personnel Benefits						
592 3802002	Benefits-Direct		212			
592 3802003	Benefits-Indirect		66			
Obj 002	Personnel Benefits		278			
Supplies						
592 3803401	Purchases for Inv of Resale	33,370	13,340-	12,654-	34,371	300,000
Obj 003	Supplies	33,370	13,340-	12,654-	34,371	300,000
Other						
592 3809201	Store Issues	58,228	67,020		59,975	
Obj 009	Other	58,228	67,020		59,975	
Sub 380	Sign Shop Operations	91,598	54,400	12,654-	94,346	300,000
Central Stores Operations						
Salaries						
592 4801001	Salaries & Wages	9,190	234	194	9,466	2,000
592 4801002	Salaries-Overtime	20	244			
Obj 001	Salaries	9,210	478	194	9,466	2,000
Personnel Benefits						
592 4802002	Benefits-Direct	3,960	226	94	4,080	
592 4802003	Benefits-Indirect	1,197	64	27	1,233	
Obj 002	Personnel Benefits	5,157	290	120	5,313	

2020 Final Budget
Expenditures
As of November 30, 2019

		2017 Actual	2018 Actual	2019 Current	2019 Budget	2020 Budget
Equipment Rental and Revolving						
Central Stores						
Central Stores						
Central Stores Operations						
Supplies						
592 4803101	Office & Operating Supplies	314	896		323	
592 4803401	Purchases for Inv of Resale	751,724	739,209	377,197	774,276	778,000
Obj 003	Supplies	752,038	740,105	377,197	774,599	778,000
Other Services - Charges						
592 4804501	Operating Rentals & Leases	6,000	6,193	6,054	6,180	6,000
Obj 004	Other Services - Charges	6,000	6,193	6,054	6,180	6,000
Other						
592 4809201	Store Issues	732,804	738,519		754,788	750,000
Obj 009	Other	732,804	738,519		754,788	750,000
Sub 480	Central Stores Operations	1,505,210	1,485,584	383,566	1,550,346	1,536,000
Fuel Operations						
Salaries						
592 5801001	Salaries & Wages			1,401		
592 5801002	Salaries-Overtime			376		
Obj 001	Salaries			1,777		
Personnel Benefits						
592 5802002	Benefits-Direct			840		
592 5802003	Benefits-Indirect			208		
Obj 002	Personnel Benefits			1,048		
Supplies						
592 5803101	Office & Operating Supplies			863		
592 5803401	Purchases for Inv of Resale	1,602,988	1,849,545	843,160	1,643,190	1,900,000
Obj 003	Supplies	1,602,988	1,849,545	844,023	1,643,190	1,900,000
Other Services - Charges						
592 5804901	Miscellaneous			735		
592 5804957	Intergov Prof Services				682	
Obj 004	Other Services - Charges			735	682	
Intergovernmental Services						
592 5805101	C Intergov Prof Services	662	1,015			

2020 Final Budget
Expenditures
As of November 30, 2019

		2017 Actual	2018 Actual	2019 Current	2019 Budget	2020 Budget
Equipment Rental and Revolving						
Central Stores						
Central Stores						
Fuel Operations						
Obj 005	Intergovernmental Services	662	1,015			
Other						
592 5809201	Store Issues	5,463	20,493	873,046-	5,627	
Obj 009	Other	5,463	20,493	873,046-	5,627	
Sub 580	Fuel Operations	1,609,113	1,871,053	25,462-	1,649,499	1,900,000
Capital Outlay						
Salaries						
592 9401001	Salaries & Wages		10,636	76		20,000
592 9401002	Salaries-Overtime		1,465			
592 9401003	Salaries-Extra Help		1,361			
Obj 001	Salaries		13,463	76		20,000
Personnel Benefits						
592 9402002	Benefits-Direct		5,871	37		
592 9402003	Benefits-Indirect		1,597	8		
Obj 002	Personnel Benefits		7,469	45		
Supplies						
592 9403101	Office & Operating Supplies		13,862			
Obj 003	Supplies		13,862			
Other Services - Charges						
592 9404501	Operating Rentals & Leases		2,283			
592 9404801	Repairs & Maintenance		2,125			10,000
Obj 004	Other Services - Charges		4,407			10,000
Capital Outlay						
592 9406301	Other Improvements		28,885	406,849	430,000	2,000
592 9406501	Construction Projects	176,712				
Obj 006	Capital Outlay	176,712	28,885	406,849	430,000	2,000
Sub 940	Capital Outlay	176,712	68,086	406,970	430,000	32,000
Sub 592	Central Stores	4,417,603	4,212,372	1,051,992	5,558,177	5,515,314

2020 Final Budget
Expenditures
As of November 30, 2019

		2017 Actual	2018 Actual	2019 Current	2019 Budget	2020 Budget
Equipment Rental and Revolving						
Mechanical Shop						
Administration						
Reclassification & Cost Alloc.						
595 1000200	Ending Fund Balance				122,376	72,906
Obj 000	Reclassification & Cost Alloc.				122,376	72,906
Salaries						
595 1001001	Salaries & Benefits	71,319	83,427	88,140	151,770	151,770
595 1001002	Salaries-Overtime	1,299	1,415	755	1,338	1,338
595 1001003	Salaries-Extra Help	1,626	1,146	241	1,675	1,675
595 1001010	Accrued Annual Leave	4,090	9,247	1,711-	4,213	4,213
Obj 001	Salaries	78,334	95,235	87,425	158,996	158,996
Personnel Benefits						
595 1002002	Benefits-Direct	105,267	155,011	157,189	108,425	108,425
595 1002003	Benefits-Indirect	4,541	4,154	4,389	4,677	4,677
595 1002005	Benefits-Pension Expense	144,637-	107,656			
Obj 002	Personnel Benefits	34,829-	266,821	161,578	113,102	113,102
Supplies						
595 1003101	Office & Operating Supplies	3,865	8,801	11,071	3,981	3,981
595 1003501	Small Tools & Minor Equipmen	2,601	2,409	1,381	2,679	2,679
595 1003502	Computer Software		90	80		
595 1003590	Small Attrac Computer/Monito		741			
Obj 003	Supplies	6,467	12,041	12,532	6,660	6,660
Other Services - Charges						
595 1004101	Professional Services	2,106	1,171	390	2,169	
595 1004192	Prof Serv-Info Services	3,023	4,305	6,560		3,000
595 1004201	Communications-Telephone	724	797	622	3,860	600
595 1004202	Communications-Postage	10	34	2	10	10
595 1004292	Communication-TS Phone	504	504	578	630	600
595 1004301	Travel	597	833	463	614	200
595 1004401	Advertising	2,141	2,615	433	2,205	800
595 1004501	Operating Rental & Leases	26,875	25,019	38,155	27,681	40,000
595 1004701	Utilities-Services	37,015	39,330	29,751	38,125	40,000
595 1004801	Repair & Maintenance	2,956	2,061	1,001	3,045	3,000
595 1004901	Miscellaneous	13,057	11,724	23,433	13,449	15,869
595 1004957	Intergov Prof Serv				302	
595 1004958	Tax / Operating Assessments			1,653	1,615	
Obj 004	Other Services - Charges	89,007	88,393	103,041	93,705	104,079

2020 Final Budget
Expenditures
As of November 30, 2019

		2017 Actual	2018 Actual	2019 Current	2019 Budget	2020 Budget
Equipment Rental and Revolving						
Mechanical Shop						
Administration						
Intergovernmental Services						
595 1005101	C Intergov Prof Serv	293				
595 1005301	C External Taxes & Oper Assess	1,568	1,613			
Obj 005	Intergovernmental Services	1,860	1,613			
Other						
595 1009101	Depreciation/Amortization	234,585	234,585		241,623	250,000
Obj 009	Other	234,585	234,585		241,623	250,000
Sub 100	Administration	375,424	698,688	364,576	736,462	705,743
Fringe Overhead						
Salaries						
595 1091001	Salaries & Wages	28,180	16,919	9,337	40,000	40,000
Obj 001	Salaries	28,180	16,919	9,337	40,000	40,000
Personnel Benefits						
595 1092002	Benefits-Direct	51,604-	110,935-	109,956-	53,152-	
595 1092003	Benefits-Indirect	56,479-	65,460-	58,074-	1,260-	
595 1092004	Benefits-Bank Accruals	1,222-	24-	1,310-	58,173-	
Obj 002	Personnel Benefits	109,306-	176,419-	169,339-	112,585-	
Sub 109	Fringe Overhead	81,126-	159,500-	160,002-	72,585-	40,000
EQ Operations						
Salaries						
595 3801001	Salaries & Wages	267,841	324,082	323,563	321,409	380,000
595 3801002	Salaries-Overtime	9,405	6,830	10,077	11,286	15,000
595 3801003	Salaries-Extra Help	765	113	3,113	918	1,000
Obj 001	Salaries	278,011	331,026	336,753	333,613	396,000
Personnel Benefits						
595 3802002	Benefits-Direct	119,351	155,636	157,466	143,221	150,000
595 3802003	Benefits-Indirect	36,048	43,235	39,969	43,258	45,000
Obj 002	Personnel Benefits	155,399	198,871	197,435	186,479	195,000
Supplies						
595 3803101	Office & Operating Supplies	87,234	44,070	54,078	89,851	60,000
595 3803201	Fuel Consumed		1,206			

2020 Final Budget
Expenditures
As of November 30, 2019

		2017 Actual	2018 Actual	2019 Current	2019 Budget	2020 Budget
Equipment Rental and Revolving						
Mechanical Shop						
EQ Operations						
Supplies						
595 3803501	Small Tools & Minor Equipmen	32,765	14,887	2,056	55,000	4,000
595 3803590	Small Attrac-Tracked Invento	27,452	7,198	8,315	28,276	10,000
Obj 003	Supplies	147,452	67,361	64,449	173,127	74,000
Other Services - Charges						
595 3804101	Professional Services	14,139	18,201	12,915	14,563	14,563
595 3804201	Communication-Telephone	4,298	4,251	3,949	4,427	4,427
595 3804202	Communication-Postage	10	9		10	10
595 3804301	Travel		333	402		
595 3804501	Operating Rentals & Leases	150	5,200	7,146	155	155
595 3804701	Utility Services	94,460	86,516	66,734	97,294	97,294
595 3804801	Repairs & Maintenance	50,378	31,216	39,216	51,889	51,889
595 3804901	Miscellaneous	5,261	10	5,386	5,419	5,419
595 3804957	Intergov Prof Services			125		
Obj 004	Other Services - Charges	168,696	145,736	135,875	173,757	173,757
Intergovernmental Services						
595 3805101	C Intergov Prof Services		2,451			
Obj 005	Intergovernmental Services		2,451			
Capital Outlay						
595 3806401	Machinery & Equipment			8,223		
Obj 006	Capital Outlay			8,223		
Other						
595 3809101	Depreciation/Amortization	7,404	8,072		7,626	
Obj 009	Other	7,404	8,072		7,626	
Sub 380	EQ Operations	756,961	753,517	742,735	874,602	838,757
Capital Outlay						
Capital Outlay						
595 9406401	Machinery & Equipment	38,194		16,969	39,340	
Obj 006	Capital Outlay	38,194		16,969	39,340	
Debt Service-Interest						
595 9408201	Interest on Interfund Debt	54,415	47,582	20,229	56,047	
Obj 008	Debt Service-Interest	54,415	47,582	20,229	56,047	

2020 Final Budget
Expenditures
As of November 30, 2019

	2017 Actual	2018 Actual	2019 Current	2019 Budget	2020 Budget
Equipment Rental and Revolving					
Mechanical Shop					
Sub 940 Capital Outlay	92,609	47,582	37,198	95,387	
Sub 595 Mechanical Shop	1,143,868	1,340,288	984,506	1,633,866	1,584,500
Fabrication Shop					
Fabrication Shop					
Administration					
Reclassification & Cost Alloc.					
597 1000100	191,275				
Obj 000 Reclassification & Cost Alloc.	191,275				
Salaries					
597 1001001	4,554				
Obj 001 Salaries	4,554				
Personnel Benefits					
597 1002002	1,778				
597 1002003	538				
Obj 002 Personnel Benefits	2,316				
Other Services - Charges					
597 1004192	202				
597 1004501	23,172				
Obj 004 Other Services - Charges	23,374				
Sub 100 Administration	221,519				
Fab Shop Operations					
Supplies					
597 3803401	17,062-				
Obj 003 Supplies	17,062-				
Sub 380 Fab Shop Operations	17,062-				
Sub 597 Fabrication Shop	204,457				
Fnd 590 Equipment Rental and Revolving	17,171,291	16,909,176	9,043,368	26,533,348	21,825,814

This page left blank intentionally.