

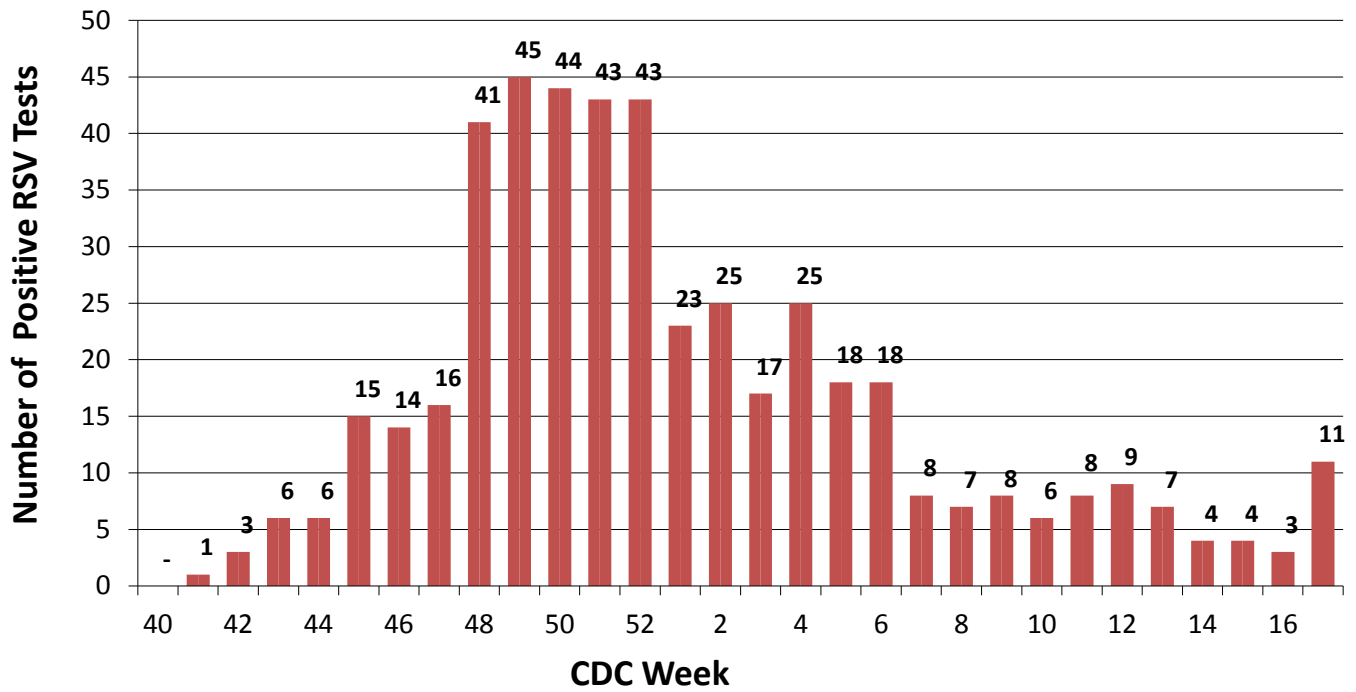
# RSV/Flu Stats 2017-2018

**DISCLAIMER:** Data is provided mostly by Virginia Mason Memorial Hospital, Astria Regional Medical Center, Astria Toppenish Hospital, and Astria Sunnyside Hospital. Because we do not include private provider testing results, this may not be an accurate representation of the total number of cases in our county. It provides only a general guideline.

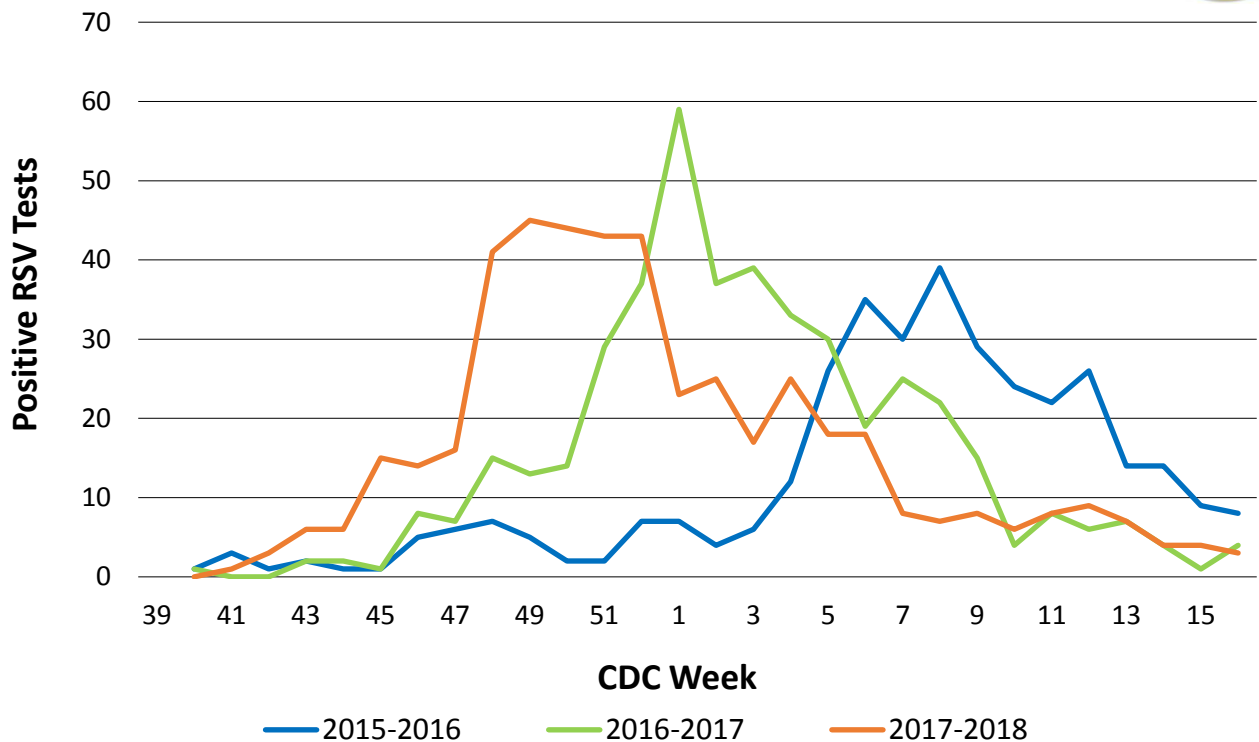
CDC Week	Start Date	End Date	RSV Tests			Rapid-Antigen Flu Tests		
			Positive	Total	% Positive	Positive	Total	% Positive
40	10/1/2017	10/7/2017	0	16	0.0%	3	36	8.3%
41	10/8/2017	10/14/2017	1	10	10.0%	2	64	3.1%
42	10/15/2017	10/21/2017	3	27	11.1%	6	87	6.9%
43	10/22/2017	10/28/2017	6	26	23.1%	5	93	5.4%
44	10/29/2017	11/4/2017	6	39	15.4%	1	100	1.0%
45	11/5/2017	11/11/2017	15	50	30.0%	0	93	0.0%
46	11/12/2017	11/18/2017	14	52	26.9%	3	124	2.4%
47	11/19/2017	11/25/2017	16	40	40.0%	8	119	6.7%
48	11/26/2017	12/2/2017	41	70	58.6%	6	149	4.0%
49	12/3/2017	12/9/2017	45	114	39.5%	23	199	11.6%
50	12/10/2017	12/16/2017	44	92	47.8%	23	219	10.5%
51	12/17/2017	12/23/2017	43	104	41.3%	37	228	16.2%
52	12/24/2017	12/30/2017	43	105	41.0%	95	387	24.5%
1	12/31/2017	1/6/2018	23	87	26.4%	107	418	25.6%
2	1/7/2018	1/13/2018	25	58	43.1%	136	448	30.4%
3	1/14/2018	1/20/2018	17	83	20.5%	214	671	31.9%
4	1/21/2018	1/27/2018	25	76	32.9%	205	637	32.2%
5	1/28/2018	2/3/2018	18	74	24.3%	176	632	27.8%
6	2/4/2018	2/10/2018	18	83	21.7%	153	543	28.2%
7	2/11/2018	2/17/2018	8	61	13.1%	111	422	26.3%
8	2/18/2018	2/24/2018	7	56	12.5%	97	356	27.2%
9	2/25/2018	3/2/2018	8	36	22.2%	57	291	19.6%
10	3/4/2018	3/10/2018	6	46	13.0%	84	309	27.2%
11	3/11/2018	3/17/2018	8	40	20.0%	69	268	25.7%
12	3/18/2018	3/24/2018	9	49	18.4%	52	259	20.1%
13	3/25/2018	3/31/2018	7	45	15.6%	50	224	22.3%
14	4/1/2018	4/7/2018	4	33	12.1%	24	155	15.5%
15	4/8/2018	4/14/2018	4	28	14.3%	15	132	11.4%
16	4/15/2018	4/21/2018	3	26	11.5%	6	106	5.7%
<b>TOTAL</b>	2017-2018 Season		<b>467</b>	<b>1626</b>	<b>28.7%</b>	<b>1768</b>	<b>7769</b>	<b>22.8%</b>



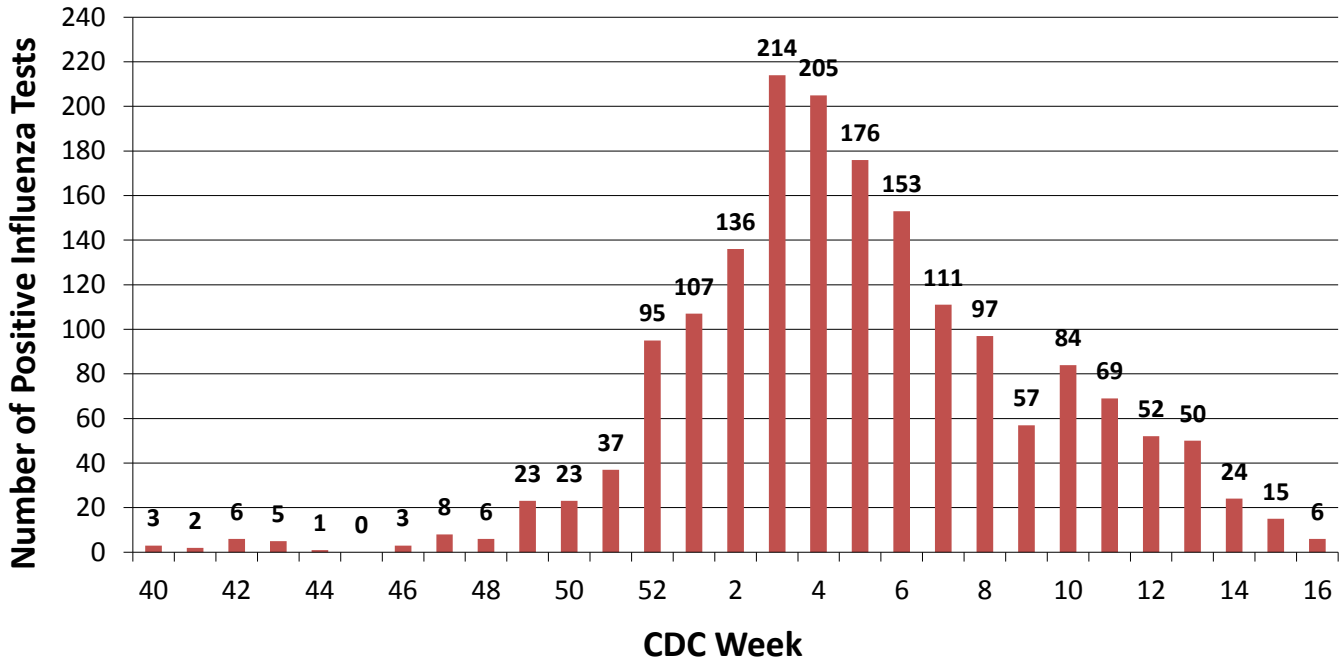
## Positive RSV Tests Yakima County, 2017-2018



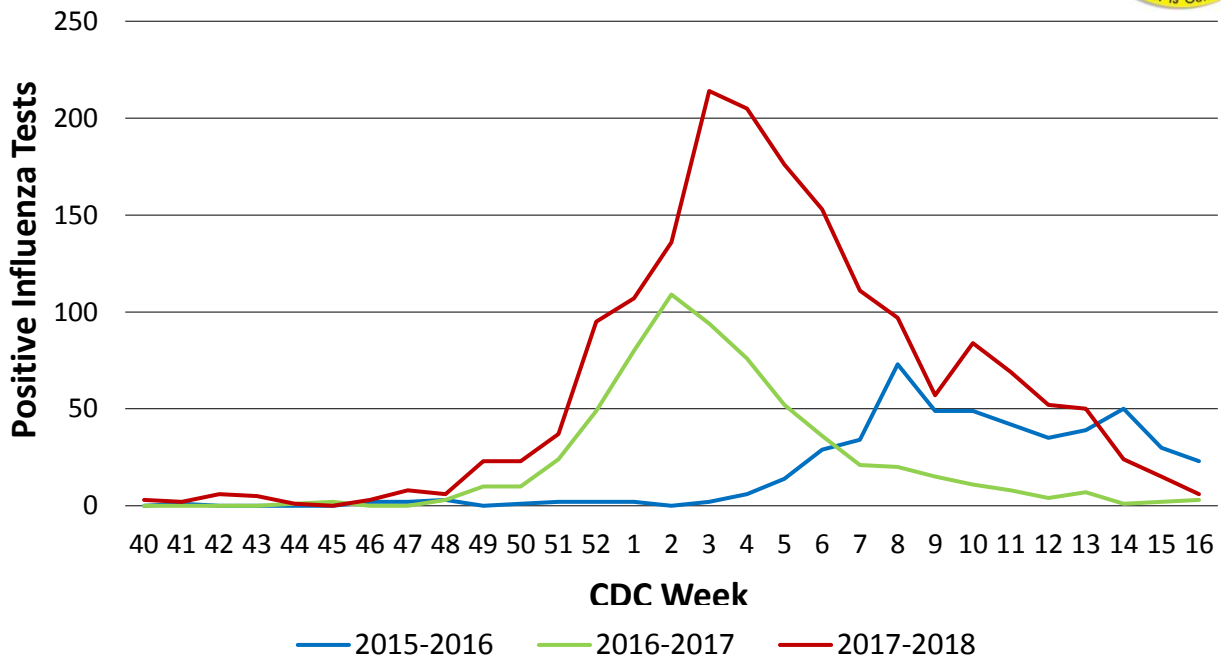
## Positive RSV Tests Yakima County, 2015-2018



## Positive Rapid-Antigen Influenza Tests Yakima County, 2017-2018



## Positive Rapid-Antigen Influenza Tests Yakima County, 2015-2018





## Percent Positive Rapid-Antigen Influenza Tests by Type Yakima County, 2017-2018

