

**Oath of Authenticity**

STATE OF WASHINGTON     )  
   ) ss.  
 COUNTY OF YAKIMA        )

I solemnly swear that the unofficial returns and supporting documentation of the Primary held on **August 1, 2017** in Yakima County, State of Washington, are true and correct.

  
 \_\_\_\_\_  
 County Auditor

Subscribed and sworn before me this 15th day of August, 2017.

  
 \_\_\_\_\_  
 County Legislative Authority (witness)


  
 \_\_\_\_\_  
 County Prosecuting Attorney (witness)

**Certification of the Canvassing Board**


STATE OF WASHINGTON     )  
   ) ss.  
 COUNTY OF YAKIMA        )


The undersigned officers designated by law as constituting the Canvassing Board for the County of Yakima, State of Washington, hereby certify that this is a full, true and correct copy of the Abstract of Votes including the cumulative results, precinct results, and reconciliation report of votes cast at the Primary held on **August 1, 2017**, in Yakima County, State of Washington, and that the following are the true and reconciled numbers of voters and votes counted.

Witness our hands and official seal this 15th day of August, 2017.



  
 \_\_\_\_\_  
 County Auditor

  
 \_\_\_\_\_  
 County Legislative Authority

  
 \_\_\_\_\_  
 County Prosecuting Attorney

# Yakima County Auditor

## Reconciliation Form

### General information

County name: Yakima  
 Election date: August 1, 2017

### Registered voters eligible to participate

Active registered voters: 41,339  
 Inactive registered voters: 2,353

### Category Reconciliation (detailed accounting of ballots)

	Issued (number of voters issued ballots)	Ballots Received (envelopes containing ballots)	Ballots Accepted (Counted / Tabulated)	Ballots Not Counted		Discrepancy (If zero, category balances)
				Ballots forwarded to other counties	Ballots Rejected	
UOCAVA	464	33	33	N/A	0	0
Federal Write-in Absentee	N/A	0	0	N/A	0	0
Provisional	0	0	0	TOTAL	0	0
DREs	0	0	0	N/A	0	0
All voters not reported in above categories	40,963	10,209	10,050	0	159	0
<b>Total for all voter categories</b>	<b>41,427</b>	<b>10,242</b>	<b>10,083</b>	<b>0</b>	<b>159</b>	<b>0</b>

### Summary

#### Reconciliation

##### Overall Ballot Reconciliation

Ballots Received	10,242
Ballots Accepted	10,083
Ballots Not Counted	159
<b>Discrepancy</b>	<b>0</b>

##### Voters credited to ballots counted

Credited voters in EMS	10,083
Credited envelopes without ballots	0
Voters not credited in EMS (examples: FWAB or ACP)	0
<b>Total valid ballots</b>	<b>10,083</b>
<b>Discrepancy</b>	<b>0</b>

#### Additional information requested by the Secretary of State.

##### Return method

Email	4
Fax	1
Deposited at staffed, unstaffed deposit sites and voting	1,869
Non-UOCAVA returned by Fax or Email	1
Rejected Non-UOCAVA returned, Fax or Email	1

##### Generation method

MyBallot	0
Other online programs	181
PDF originating from county	0
Non-UOCAVA ballots issued electronically	5

##### AutoMark®

Estimated number of AutoMark® voters	0
--------------------------------------	---

#### Category discrepancy explanation

#### EMS discrepancy explanation

Report prepared by: K A Fisher

Date: 8.15.2017

Contact number: 509.574.1340

**Cumulative Report — Official  
Primary — Yakima County, Washington — August 01, 2017**

Page 1 of 3

08/15/2017 08:29 AM

Total Number of Voters : 10,083 of 41,338 = 24.39%

Precincts Reporting 0 of 63 = 0.00%

Party	Candidate	Total Ballots Cast		NA		Total	
<b>City of Mabton Mayor, Vote For 1</b>							
	Laura Vazquez	40	31.50%	0	0.00%	40	31.50%
	Mario Martinez	53	41.73%	0	0.00%	53	41.73%
	Mark Gourneau	32	25.20%	0	0.00%	32	25.20%
	Write-In	2	1.57%	0	0.00%	2	1.57%
	<b>Cast Votes:</b>	127	100.00%	0	0.00%	127	100.00%
	<b>Over Votes:</b>	0	0.00%	0	0.00%	0	0.00%
	<b>Under Votes:</b>	0	0.00%	0	0.00%	0	0.00%
<b>City of Moxee Council, Position 1, Vote For 1</b>							
	Matthew R. Bass	40	16.39%	0	0.00%	40	16.39%
	Robert "Rob" Layman	87	35.66%	0	0.00%	87	35.66%
	Leo J. Hull	68	27.87%	0	0.00%	68	27.87%
	Nathan Mora	46	18.85%	0	0.00%	46	18.85%
	Write-In	3	1.23%	0	0.00%	3	1.23%
	<b>Cast Votes:</b>	244	100.00%	0	0.00%	244	100.00%
	<b>Over Votes:</b>	0	0.00%	0	0.00%	0	0.00%
	<b>Under Votes:</b>	0	0.00%	0	0.00%	0	0.00%
<b>City of Union Gap Council, Position 7, Vote For 1</b>							
	Sandy Dailey	137	33.66%	0	0.00%	137	33.66%
	Curt Rosenkranz	126	30.96%	0	0.00%	126	30.96%
	Eddie Perez	139	34.15%	0	0.00%	139	34.15%
	Write-In	5	1.23%	0	0.00%	5	1.23%
	<b>Cast Votes:</b>	407	99.03%	0	0.00%	407	99.03%
	<b>Over Votes:</b>	1	0.24%	0	0.00%	1	0.24%
	<b>Under Votes:</b>	3	0.73%	0	0.00%	3	0.73%
<b>City of Wapato Mayor, Vote For 1</b>							
	Frank Jaime	17	3.70%	0	0.00%	17	3.70%
	Juan "Eddy" Orozco	209	45.43%	0	0.00%	209	45.43%
	Hector G. Garza	153	33.26%	0	0.00%	153	33.26%
	Tony Guzman	81	17.61%	0	0.00%	81	17.61%
	Write-In	0	0.00%	0	0.00%	0	0.00%
	<b>Cast Votes:</b>	460	99.57%	0	0.00%	460	99.57%
	<b>Over Votes:</b>	1	0.22%	0	0.00%	1	0.22%
	<b>Under Votes:</b>	1	0.22%	0	0.00%	1	0.22%

**Cumulative Report — Official**  
**Primary — Yakima County, Washington — August 01, 2017**

Page 2 of 3

08/15/2017 08:29 AM

Total Number of Voters : 10,083 of 41,338 = 24.39%

Precincts Reporting 0 of 63 = 0.00%

Party	Candidate	Total Ballots Cast		NA		Total	
<b>City of Yakima Council, District 2, Vote For 1</b>							
	Jason White	97	23.37%	0	0.00%	97	23.37%
	Pablo Gonzalez	146	35.18%	0	0.00%	146	35.18%
	Avina Gutiérrez	86	20.72%	0	0.00%	86	20.72%
	Maud Scott	85	20.48%	0	0.00%	85	20.48%
	Write-In	1	0.24%	0	0.00%	1	0.24%
	<b>Cast Votes:</b>	415	99.52%	0	0.00%	415	99.52%
	<b>Over Votes:</b>	2	0.48%	0	0.00%	2	0.48%
	<b>Under Votes:</b>	0	0.00%	0	0.00%	0	0.00%
<b>City of Yakima Council, District 4, Vote For 1</b>							
	Sandra Belzer	136	11.35%	0	0.00%	136	11.35%
	Williams	61	5.09%	0	0.00%	61	5.09%
	Keith Effler	322	26.88%	0	0.00%	322	26.88%
	Kay Funk	288	24.04%	0	0.00%	288	24.04%
	Chelsea Mack	238	19.87%	0	0.00%	238	19.87%
	Tony Sandoval	146	12.19%	0	0.00%	146	12.19%
	Write-In	7	0.58%	0	0.00%	7	0.58%
	<b>Cast Votes:</b>	1,198	99.42%	0	0.00%	1,198	99.42%
	<b>Over Votes:</b>	4	0.33%	0	0.00%	4	0.33%
	<b>Under Votes:</b>	3	0.25%	0	0.00%	3	0.25%
<b>City of Yakima Council, District 6, Vote For 1</b>							
	Micaela Razo	431	14.54%	0	0.00%	431	14.54%
	Brad Hill	2,174	73.32%	0	0.00%	2,174	73.32%
	Joe Mann	357	12.04%	0	0.00%	357	12.04%
	Write-In	3	0.10%	0	0.00%	3	0.10%
	<b>Cast Votes:</b>	2,965	99.66%	0	0.00%	2,965	99.66%
	<b>Over Votes:</b>	1	0.03%	0	0.00%	1	0.03%
	<b>Under Votes:</b>	9	0.30%	0	0.00%	9	0.30%
<b>Toppenish School District No. 202 Director, District 3, Vote For 1</b>							
	John Thayer	70	10.97%	0	0.00%	70	10.97%
	Rosa I. Ortiz	243	38.09%	0	0.00%	243	38.09%
	Richard R. Lommers	325	50.94%	0	0.00%	325	50.94%
	Write-In	0	0.00%	0	0.00%	0	0.00%
	<b>Cast Votes:</b>	638	99.53%	0	0.00%	638	99.53%
	<b>Over Votes:</b>	0	0.00%	0	0.00%	0	0.00%
	<b>Under Votes:</b>	3	0.47%	0	0.00%	3	0.47%

**Cumulative Report — Official  
Primary — Yakima County, Washington — August 01, 2017**

Page 3 of 3

08/15/2017 08:29 AM

Total Number of Voters : 10,083 of 41,338 = 24.39%

Precincts Reporting 0 of 63 = 0.00%

Party	Candidate	Total Ballots Cast	NA	Total
-------	-----------	--------------------	----	-------

Selah Park & Recreation Service Area Proposition No. 1 operating levy, Vote For 1

Levy - Yes	2,010	55.85%	0	0.00%	2,010	55.85%
Levy - No	1,589	44.15%	0	0.00%	1,589	44.15%
<b>Cast Votes:</b>	<b>3,599</b>	<b>99.94%</b>	<b>0</b>	<b>0.00%</b>	<b>3,599</b>	<b>99.94%</b>
<b>Over Votes:</b>	<b>0</b>	<b>0.00%</b>	<b>0</b>	<b>0.00%</b>	<b>0</b>	<b>0.00%</b>
<b>Under Votes:</b>	<b>2</b>	<b>0.06%</b>	<b>0</b>	<b>0.00%</b>	<b>2</b>	<b>0.06%</b>

# Canvass Report — Total Voters — Official Primary — Yakima County, Washington — August 01, 2017

Total Number of Voters: 10,083 of 41,338 = 24.39%

Precincts Reporting 0 of 63 = 0.00%

## City of Mabton Mayor

Precinct	Blank Ballots Cast	Over Votes	Under Votes	Total Ballots Cast	Registered Voters	Percent Turnout	Laura Vazquez	Mario Martinez	Mark Gourmeau	Write-In	Totals
0901	0	0	0	127	625	20.32%	40	53	32	2	127
Provisional	0	0	0	0	0	0.00%	0	0	0	0	0
<b>Totals:</b>	<b>0</b>	<b>0</b>	<b>0</b>	<b>127</b>	<b>625</b>		<b>40</b>	<b>53</b>	<b>32</b>	<b>2</b>	<b>127</b>

**Canvass Report — Total Voters — Official  
Primary — Yakima County, Washington — August 01, 2017**

Total Number of Voters: 10,083 of 41,338 = 24.39%

Precincts Reporting 0 of 63 = 0.00%

**City of Moxee Council, Position 1**

Precinct	Blank Ballots Cast	Over Votes	Under Votes	Total Ballots Cast	Registered Voters	Percent Turnout	Matthew R. Bass	Robert "Rob" Layman	Leo J. Hull	Nathan Mora	Write-In	Totals
1101	0	0	0	123	1,021	12.05%	16	51	34	19	3	123
1103	0	0	0	121	853	14.19%	24	36	34	27	0	121
Provisional	0	0	0	0	0	0.00%	0	0	0	0	0	0
<b>Totals:</b>	<b>0</b>	<b>0</b>	<b>0</b>	<b>244</b>	<b>1,874</b>		<b>40</b>	<b>87</b>	<b>68</b>	<b>46</b>	<b>3</b>	<b>244</b>

**Canvass Report — Total Voters — Official  
Primary — Yakima County, Washington — August 01, 2017**

Total Number of Voters: 10,083 of 41,338 = 24.39%

Precincts Reporting 0 of 63 = 0.00%

**City of Union Gap Council, Position 7**

Precinct	Blank Ballots Cast	Over Votes	Under Votes	Total Ballots Cast	Registered Voters	Percent Turnout	Sandy Dailey	Curt Rosenkranz	Eddie Perez	Write-In	Totals
2301	0	0	0	144	860	16.74%	57	34	48	5	144
2303	1	1	1	127	724	17.54%	33	42	50	0	125
2306	2	0	2	140	1,101	12.72%	47	50	41	0	138
Provisional	0	0	0	0	0	0.00%	0	0	0	0	0
<b>Totals:</b>	<b>3</b>	<b>1</b>	<b>3</b>	<b>411</b>	<b>2,685</b>		<b>137</b>	<b>126</b>	<b>139</b>	<b>5</b>	<b>407</b>



**Canvass Report — Total Voters — Official  
Primary — Yakima County, Washington — August 01, 2017**

Total Number of Voters: 10,083 of 41,338 = 24.39%

Precincts Reporting 0 of 63 = 0.00%

**City of Wapato Mayor**

Precinct	Blank Ballots Cast	Over Votes	Under Votes	Total Ballots Cast	Registered Voters	Percent Turnout	Frank Jaime	Juan "Eddy" Orozco	Hector G. Garza	Tony Guzman	Write-In	Totals
2501	0	0	0	286	936	30.56%	11	100	120	55	0	286
2502	1	1	1	176	564	31.21%	6	109	33	26	0	174
Provisional	0	0	0	0	0	0.00%	0	0	0	0	0	0
<b>Totals:</b>	<b>1</b>	<b>1</b>	<b>1</b>	<b>462</b>	<b>1,500</b>		<b>17</b>	<b>209</b>	<b>153</b>	<b>81</b>	<b>0</b>	<b>460</b>

**Canvass Report — Total Voters — Official  
Primary — Yakima County, Washington — August 01, 2017**

Total Number of Voters: 10,083 of 41,338 = 24.39%

Precincts Reporting 0 of 63 = 0.00%

**City of Yakima Council, District 2**

Precinct	Blank Ballots Cast	Over Votes	Under Votes	Total Ballots Cast	Registered Voters	Percent Turnout	Jason White	Pablo Gonzalez	Avina Gutiérrez	Maud Scott	Write-In	Totals
0120	0	0	0	98	944	10.38%	20	30	25	23	0	98
0123	0	0	0	29	323	8.98%	7	14	4	4	0	29
0124	0	1	0	35	546	6.41%	12	6	8	8	0	34
0126	0	1	0	82	821	9.99%	17	22	19	23	0	81
0143	0	0	0	59	374	15.78%	14	34	3	8	0	59
0145	0	0	0	114	796	14.32%	27	40	27	19	1	114
Provisional	0	0	0	0	0	0.00%	0	0	0	0	0	0
<b>Totals:</b>	<b>0</b>	<b>2</b>	<b>0</b>	<b>417</b>	<b>3,804</b>		<b>97</b>	<b>146</b>	<b>86</b>	<b>85</b>	<b>1</b>	<b>415</b>

**Canvass Report — Total Voters — Official  
Primary — Yakima County, Washington — August 01, 2017**

Total Number of Voters: 10,083 of 41,338 = 24.39%

Precincts Reporting 0 of 63 = 0.00%

**City of Yakima Council, District 4**

Precinct	Blank Ballots Cast	Over Votes	Under Votes	Total Ballots Cast	Registered Voters	Percent Turnout	Sandra Belzer	Williams	Keith Effler	Kay Funk	Chelsea Mack	Tony Sandoval	Write-In	Totals
0101	0	1	0	102	435	23.45%	14	3	23	27	16	17	1	101
0116	0	2	0	134	562	23.84%	13	7	49	36	11	16	0	132
0118	0	0	0	97	365	26.58%	15	8	14	33	15	11	1	97
0127	3	1	3	181	1,046	17.30%	33	7	42	36	25	33	1	177
0129	0	0	0	110	655	16.79%	9	6	33	27	15	18	2	110
0135	0	0	0	241	598	40.30%	19	15	57	80	60	10	0	241
0156	0	0	0	134	673	19.91%	10	3	41	17	43	20	0	134
0158	0	0	0	70	448	15.63%	9	2	17	11	14	15	2	70
0171	0	0	0	136	341	39.88%	14	10	46	21	39	6	0	136
Provisional	0	0	0	0	0	0.00%	0	0	0	0	0	0	0	0
<b>Totals:</b>	<b>3</b>	<b>4</b>	<b>3</b>	<b>1,205</b>	<b>5,123</b>		<b>136</b>	<b>61</b>	<b>322</b>	<b>288</b>	<b>238</b>	<b>146</b>	<b>7</b>	<b>1,198</b>

# Canvass Report — Total Voters — Official Primary — Yakima County, Washington — August 01, 2017

Total Number of Voters: 10,083 of 41,338 = 24.39%

Precincts Reporting 0 of 63 = 0.00%

## City of Yakima Council, District 6

Precinct	Blank Ballots Cast	Over Votes	Under Votes	Total Ballots Cast	Registered Voters	Percent Turnout	Micaela Razo	Brad Hill	Joe Mann	Write-In	Totals
0163	1	0	1	307	793	38.71%	41	221	43	1	306
0167	1	0	1	327	920	35.54%	36	244	46	0	326
0168	0	0	0	284	739	38.43%	33	206	45	0	284
0177	3	0	3	300	1,035	28.99%	53	207	37	0	297
0179	1	1	1	269	922	29.18%	35	197	35	0	267
0182	0	0	0	376	1,262	29.79%	55	278	43	0	376
0183	2	0	2	239	695	34.39%	40	184	13	0	237
0185	1	0	1	255	889	28.68%	32	192	30	0	254
0187	0	0	0	256	805	31.80%	52	173	31	0	256
0189	0	0	0	208	721	28.85%	32	153	22	1	208
0190	0	0	0	154	519	29.67%	22	119	12	1	154
Provisional	0	0	0	0	0	0.00%	0	0	0	0	0
<b>Totals:</b>	<b>9</b>	<b>1</b>	<b>9</b>	<b>2,975</b>	<b>9,300</b>		<b>431</b>	<b>2,174</b>	<b>357</b>	<b>3</b>	<b>2,965</b>

**Canvass Report — Total Voters — Official  
Primary — Yakima County, Washington — August 01, 2017**

Total Number of Voters: 10,083 of 41,338 = 24.39%

Precincts Reporting 0 of 63 = 0.00%

**Toppenish School District No. 202 Director, District 3**

Precinct	Blank Ballots Cast	Over Votes	Under Votes	Total Ballots Cast	Registered Voters	Percent Turnout	John Thayer	Rosa I. Ortiz	Richard R. Lommers	Write-In	Totals
2101	1	0	1	123	1,008	12.20%	5	65	52	0	122
2102	1	0	1	115	769	14.95%	19	51	44	0	114
2103	0	0	0	113	1,068	10.58%	10	57	46	0	113
2701	0	0	0	5	47	10.64%	0	3	2	0	5
3103	0	0	0	87	690	12.61%	11	29	47	0	87
3104	0	0	0	100	694	14.41%	9	19	72	0	100
3309	1	0	1	98	736	13.32%	16	19	62	0	97
Provisional	0	0	0	0	0	0.00%	0	0	0	0	0
<b>Totals:</b>	<b>3</b>	<b>0</b>	<b>3</b>	<b>641</b>	<b>5,012</b>		<b>70</b>	<b>243</b>	<b>325</b>	<b>0</b>	<b>638</b>

**Canvass Report — Total Voters — Official  
Primary — Yakima County, Washington — August 01, 2017**

Page 9 of 9

08/15/2017 08:34 AM

Total Number of Voters: 10,083 of 41,338 = 24.39%

Precincts Reporting 0 of 63 = 0.00%

**Selah Park & Recreation Service Area Proposition No. 1 - operating levy**

Precinct	Blank Ballots Cast	Over Votes	Under Votes	Total Ballots Cast	Registered Voters	Percent Turnout	Levy - Yes	Levy - No	Totals
1501	0	0	0	184	882	20.86%	95	89	184
1502	0	0	0	372	1,095	33.97%	222	150	372
1503	0	0	0	298	878	33.94%	180	118	298
1504	0	0	0	330	1,083	30.47%	192	138	330
3306	0	0	0	100	447	22.37%	53	47	100
3504	0	0	0	5	26	19.23%	0	5	5
3602	0	0	0	17	38	44.74%	15	2	17
3900	0	0	0	273	850	32.12%	155	118	273
3901	0	0	0	132	437	30.21%	59	73	132
3903	0	0	0	347	1,172	29.61%	172	175	347
4108	0	0	0	216	510	42.35%	123	93	216
4112	0	0	0	431	1,174	36.71%	236	195	431
4115	0	0	0	0	3	0.00%	0	0	0
4402	2	0	2	176	559	31.48%	97	77	174
4602	0	0	0	134	446	30.04%	79	55	134
4603	0	0	0	277	859	32.25%	162	115	277
4604	0	0	0	127	362	35.08%	76	51	127
4605	0	0	0	0	7	0.00%	0	0	0
4608	0	0	0	28	97	28.87%	8	20	28
4625	0	0	0	3	10	30.00%	2	1	3
5016	0	0	0	151	480	31.46%	84	67	151
Provisional	0	0	0	0	0	0.00%	0	0	0
<b>Totals:</b>	<b>2</b>	<b>0</b>	<b>2</b>	<b>3,601</b>	<b>11,415</b>		<b>2,010</b>	<b>1,589</b>	<b>3,599</b>

**Unresolved Write-Ins — Official  
Primary — Yakima County, Washington — August 01,2017**

Page 1 of 6

08/15/2017 08:30 AM

Total Number of Voters : 10,083 of 41,338 = 24.39%

Precincts Reporting 0 of 63 = 0.00%

Contest Title	Unresolved Write-In Names	Number of Votes
City of Mabton Mayor	Vera Zavala	2
<b>Total Unresolved Write-In Names for Contest: 1</b>		
<b>Total number of votes:</b>		<b>2</b>

**Unresolved Write-Ins — Official  
Primary — Yakima County, Washington — August 01,2017**

Page 2 of 6

08/15/2017 08:30 AM

Total Number of Voters : 10,083 of 41,338 = 24.39%

Precincts Reporting 0 of 63 = 0.00%

Contest Title	Unresolved Write-In Names	Number of Votes
City of Moxee Council, Position 1	John Brand Sophy Sanders	2 1
<b>Total Unresolved Write-In Names for Contest: 2</b>		
<b>Total number of votes:</b>		<b>3</b>



**Unresolved Write-Ins — Official  
Primary — Yakima County, Washington — August 01,2017**

Page 3 of 6

08/15/2017 08:30 AM

Total Number of Voters : 10,083 of 41,338 = 24.39%

Precincts Reporting 0 of 63 = 0.00%

Contest Title	Unresolved Write-In Names	Number of Votes
City of Union Gap Council, Position 7	Michael Brown Not a valid vote Roger Wentz	3 1 1
<b>Total Unresolved Write-In Names for Contest: 3</b>		
<b>Total number of votes:</b>		<b>5</b>

**Unresolved Write-Ins — Official  
Primary — Yakima County, Washington — August 01,2017**

Page 4 of 6

08/15/2017 08:30 AM

Total Number of Voters : 10,083 of 41,338 = 24.39%

Precincts Reporting 0 of 63 = 0.00%

Contest Title	Unresolved Write-In Names	Number of Votes
City of Yakima Council, District 2	George Pechtal	1
<b>Total Unresolved Write-In Names for Contest: 1</b>		
<b>Total number of votes:</b>		<b>1</b>

**Unresolved Write-Ins — Official  
Primary — Yakima County, Washington — August 01,2017**

Page 5 of 6

08/15/2017 08:30 AM

Total Number of Voters : 10,083 of 41,338 = 24.39%

Precincts Reporting 0 of 63 = 0.00%

Contest Title	Unresolved Write-In Names	Number of Votes
City of Yakima Council, District 4	Jess Harper	1
	Maude Scott	2
	Not a valid vote	1
	Steven S. Hill	1
	Vincent J Maltize	1
	Vincent J. Maltese	1
<b>Total Unresolved Write-In Names for Contest: 6</b>		
<b>Total number of votes:</b>		<b>7</b>

**Unresolved Write-Ins — Official  
Primary — Yakima County, Washington — August 01,2017**

Page 6 of 6

08/15/2017 08:30 AM

Total Number of Voters : 10,083 of 41,338 = 24.39%

Precincts Reporting 0 of 63 = 0.00%

Contest Title	Unresolved Write-In Names	Number of Votes
City of Yakima Council, District 6	Barry McCaffrey David Klungness Kevin Carlascio	1 1 1
<b>Total Unresolved Write-In Names for Contest: 3</b>		
<b>Total number of votes:</b>		<b>3</b>