

Oath of Authenticity


STATE OF WASHINGTON)
) ss.
COUNTY OF YAKIMA)

I solemnly swear that the unofficial returns and supporting documentation of the Primary held on **August 7, 2018** in Yakima County, State of Washington, are true and correct.



County Auditor

Subscribed and sworn before me this 21st day of August, 2018.



County Legislative Authority (witness)




County Prosecuting Attorney (witness)

Certification of the Canvassing Board

STATE OF WASHINGTON)
) ss.
COUNTY OF YAKIMA)


The undersigned officers designated by law as constituting the Canvassing Board for the County of Yakima, State of Washington, hereby certify that this is a full, true and correct copy of the Abstract of Votes including the cumulative results, precinct results, and reconciliation report of votes cast at the Primary held on **August 7, 2018**, in Yakima County, State of Washington, and that the following are the true and reconciled numbers of voters and votes counted.

Witness our hands and official seal this 21st day of August, 2018.





County Auditor



County Legislative Authority



County Prosecuting Attorney

Yakima County Auditor

Reconciliation Form

General information

County name Yakima
 Election date August 7, 2018

Registered voters eligible to participate

Active registered voters 114,826
 Inactive registered voters 9,214

Category Reconciliation (detailed accounting of ballots)

	Issued (number of voters issued ballots)	Ballots Received (envelopes containing ballots)	Ballots Accepted (Counted / Tabulated)	Ballots Not Counted		Discrepancy (If zero, category balances)
				Ballots forwarded to other counties	Ballots Rejected	
UOCAVA	1,217	159	159	N/A	0	0
Federal write-in	N/A	0	0	N/A	0	0
Provisional	0	0	0	0	0	0
DREs	0	0	0	N/A	0	0
All voters not reported in above categories	113,839	40,339	39,685	4	650	0
Total for all voter categories	115,056	40,498	39,844	4	650	0

Summary

Reconciliation

Overall Ballot Reconciliation

Ballots Received	40,498
Ballots Accepted	39,844
Ballots Not Counted	654
Discrepancy	0

Voters credited to ballots counted

Credited voters in EMS	39,844
Credited envelopes without ballots	0
Voters not credited in EMS (examples: FWAB or ACP)	0
Total valid ballots	39,844
Discrepancy	0

Additional Information

Replacement Ballots

Requested	132
Issued	132
Returned	106
Counted	106
Rejected	0

Return method

Email	47
Fax	1
Deposited at staffed, unstaffed deposit sites and voting centers	6,838
Non-UOCAVA returned by Fax or Email	9

Generation method

MyBallot	0
Other online programs	84
PDF originating from county	0
Non-UOCAVA ballots issued electronically	10

AutoMark®

Estimated number of AutoMark® voters	0
--------------------------------------	---

Category discrepancy explanation

EMS discrepancy explanation

Report prepared by: K Fisher

Date: 8.21.2018

Contact number: 509.574.1340

**Cumulative Report — Official
Primary — Yakima County, Washington — August 07, 2018**

Page 1 of 10

08/21/2018 08:31 AM

Total Number of Voters : 39,844 of 114,826 = 34.70%

Precincts Reporting 0 of 174 = 0.00%

Party	Candidate	Total Ballots Cast		NA		Total	
Partisan Office; U.S. Senator, Vote For 1							
	Thor Amundson	386	1.02%	0	0.00%	386	1.02%
	Dave Strider	234	0.62%	0	0.00%	234	0.62%
	Joey Gibson	1,439	3.82%	0	0.00%	1,439	3.82%
	Mike Luke	397	1.05%	0	0.00%	397	1.05%
	GoodSpaceGuy	291	0.77%	0	0.00%	291	0.77%
	Clint R. Tannehill	598	1.59%	0	0.00%	598	1.59%
	Maria Cantwell	14,756	39.16%	0	0.00%	14,756	39.16%
	Susan Hutchison	11,310	30.01%	0	0.00%	11,310	30.01%
	Brad Chase	66	0.18%	0	0.00%	66	0.18%
	Tim Owen	1,377	3.65%	0	0.00%	1,377	3.65%
	Matthew D. Heines	293	0.78%	0	0.00%	293	0.78%
	Sam Wright	122	0.32%	0	0.00%	122	0.32%
	Art Coday	668	1.77%	0	0.00%	668	1.77%
	John Orlinski	199	0.53%	0	0.00%	199	0.53%
	Charlie R Jackson	60	0.16%	0	0.00%	60	0.16%
	Keith Swank	1,285	3.41%	0	0.00%	1,285	3.41%
	Alex Tsimerman	37	0.10%	0	0.00%	37	0.10%
	RC Smith	113	0.30%	0	0.00%	113	0.30%
	Don L. Rivers	214	0.57%	0	0.00%	214	0.57%
	Jennifer Gigi Ferguson	235	0.62%	0	0.00%	235	0.62%
	Steve Hoffman	68	0.18%	0	0.00%	68	0.18%
	George H. Kalberer	73	0.19%	0	0.00%	73	0.19%
	James Robert "Jimmie" Deal	51	0.14%	0	0.00%	51	0.14%
	Roque "Rocky" De La Fuente	246	0.65%	0	0.00%	246	0.65%
	Jon Butler	82	0.22%	0	0.00%	82	0.22%
	Dave Bryant	1,472	3.91%	0	0.00%	1,472	3.91%
	Mohammad Said	179	0.47%	0	0.00%	179	0.47%
	Matt Hawkins	654	1.74%	0	0.00%	654	1.74%
	Glen R Stockwell	711	1.89%	0	0.00%	711	1.89%
	Write-In	70	0.19%	0	0.00%	70	0.19%
	Cast Votes:	37,686	94.58%	0	0.00%	37,686	94.58%
	Over Votes:	131	0.33%	0	0.00%	131	0.33%
	Under Votes:	2,027	5.09%	0	0.00%	2,027	5.09%

**Cumulative Report — Official
Primary — Yakima County, Washington — August 07, 2018**

Page 2 of 10

08/21/2018 08:31 AM

Total Number of Voters : 39,844 of 114,826 = 34.70%

Precincts Reporting 0 of 174 = 0.00%

Party	Candidate	Total Ballots Cast		NA		Total	
Partisan Office; Congressional District 4; U.S. Representative, Vote For 1							
	Dan Newhouse	24,596	63.50%	0	0.00%	24,596	63.50%
	Christine Brown	13,994	36.13%	0	0.00%	13,994	36.13%
	Write-In	141	0.36%	0	0.00%	141	0.36%
	Cast Votes:	38,731	97.21%	0	0.00%	38,731	97.21%
	Over Votes:	6	0.02%	0	0.00%	6	0.02%
	Under Votes:	1,107	2.78%	0	0.00%	1,107	2.78%
Legislative District 13; Senator, Vote For 1							
	Judy Warnick	843	97.12%	0	0.00%	843	97.12%
	Write-In	25	2.88%	0	0.00%	25	2.88%
	Cast Votes:	868	81.73%	0	0.00%	868	81.73%
	Over Votes:	0	0.00%	0	0.00%	0	0.00%
	Under Votes:	194	18.27%	0	0.00%	194	18.27%
Legislative District 13; Representative, Position 1, Vote For 1							
	Jesse Hegstrom Oakey	225	23.03%	0	0.00%	225	23.03%
	Tom Dent	750	76.77%	0	0.00%	750	76.77%
	Write-In	2	0.20%	0	0.00%	2	0.20%
	Cast Votes:	977	92.00%	0	0.00%	977	92.00%
	Over Votes:	1	0.09%	0	0.00%	1	0.09%
	Under Votes:	84	7.91%	0	0.00%	84	7.91%
Legislative District 13; Representative, Position 2, Vote For 1							
	Sylvia Hammond	250	25.56%	0	0.00%	250	25.56%
	Matt Manweller	724	74.03%	0	0.00%	724	74.03%
	Write-In	4	0.41%	0	0.00%	4	0.41%
	Cast Votes:	978	92.09%	0	0.00%	978	92.09%
	Over Votes:	0	0.00%	0	0.00%	0	0.00%
	Under Votes:	84	7.91%	0	0.00%	84	7.91%

**Cumulative Report — Official
Primary — Yakima County, Washington — August 07, 2018**

Page 3 of 10

08/21/2018 08:31 AM

Total Number of Voters : 39,844 of 114,826 = 34.70%

Precincts Reporting 0 of 174 = 0.00%

Party	Candidate	Total Ballots Cast		NA		Total	
Legislative District 14; Representative, Position 1, Vote For 1							
	Chris Corry	8,341	43.33%	0	0.00%	8,341	43.33%
	Kathy Coffey	4,621	24.00%	0	0.00%	4,621	24.00%
	Sasha Bentley	5,281	27.43%	0	0.00%	5,281	27.43%
	Earl Steven Lee	986	5.12%	0	0.00%	986	5.12%
	Write-In	23	0.12%	0	0.00%	23	0.12%
	Cast Votes:	19,252	97.27%	0	0.00%	19,252	97.27%
	Over Votes:	10	0.05%	0	0.00%	10	0.05%
	Under Votes:	530	2.68%	0	0.00%	530	2.68%
Legislative District 14; Representative, Position 2, Vote For 1							
	Noah Ramirez	2,265	12.12%	0	0.00%	2,265	12.12%
	Liz Hallock	4,845	25.92%	0	0.00%	4,845	25.92%
	Gina Mosbrucker	11,541	61.75%	0	0.00%	11,541	61.75%
	Write-In	38	0.20%	0	0.00%	38	0.20%
	Cast Votes:	18,689	94.43%	0	0.00%	18,689	94.43%
	Over Votes:	17	0.09%	0	0.00%	17	0.09%
	Under Votes:	1,086	5.49%	0	0.00%	1,086	5.49%
Legislative District 15; Senator, Vote For 1							
	Jim Honeyford	12,013	66.55%	0	0.00%	12,013	66.55%
	Bengie Aguilar	5,987	33.17%	0	0.00%	5,987	33.17%
	Write-In	51	0.28%	0	0.00%	51	0.28%
	Cast Votes:	18,051	95.06%	0	0.00%	18,051	95.06%
	Over Votes:	2	0.01%	0	0.00%	2	0.01%
	Under Votes:	937	4.93%	0	0.00%	937	4.93%
Legislative District 15; Representative, Position 1, Vote For 1							
	Bruce Chandler	11,882	66.31%	0	0.00%	11,882	66.31%
	Jack McEntire	6,014	33.56%	0	0.00%	6,014	33.56%
	Write-In	23	0.13%	0	0.00%	23	0.13%
	Cast Votes:	17,919	94.36%	0	0.00%	17,919	94.36%
	Over Votes:	2	0.01%	0	0.00%	2	0.01%
	Under Votes:	1,069	5.63%	0	0.00%	1,069	5.63%

**Cumulative Report — Official
Primary — Yakima County, Washington — August 07, 2018**

Page 4 of 10

08/21/2018 08:31 AM

Total Number of Voters : 39,844 of 114,826 = 34.70%

Precincts Reporting 0 of 174 = 0.00%

Party	Candidate	Total Ballots Cast		NA		Total	
Legislative District 15; Representative, Position 2, Vote For 1							
	Jeremie Dufault	8,270	45.68%	0	0.00%	8,270	45.68%
	David V. Taylor	4,188	23.13%	0	0.00%	4,188	23.13%
	A.J. Cooper	4,702	25.97%	0	0.00%	4,702	25.97%
	Mario Martinez	925	5.11%	0	0.00%	925	5.11%
	Write-In	20	0.11%	0	0.00%	20	0.11%
	Cast Votes:	18,105	95.34%	0	0.00%	18,105	95.34%
	Over Votes:	17	0.09%	0	0.00%	17	0.09%
	Under Votes:	868	4.57%	0	0.00%	868	4.57%
Assessor, Vote For 1							
	Dave Cook	30,290	97.71%	0	0.00%	30,290	97.71%
	Write-In	710	2.29%	0	0.00%	710	2.29%
	Cast Votes:	31,000	77.80%	0	0.00%	31,000	77.80%
	Over Votes:	1	0.00%	0	0.00%	1	0.00%
	Under Votes:	8,843	22.19%	0	0.00%	8,843	22.19%
Auditor, Vote For 1							
	Charles Ross	30,647	97.94%	0	0.00%	30,647	97.94%
	Write-In	646	2.06%	0	0.00%	646	2.06%
	Cast Votes:	31,293	78.54%	0	0.00%	31,293	78.54%
	Over Votes:	1	0.00%	0	0.00%	1	0.00%
	Under Votes:	8,550	21.46%	0	0.00%	8,550	21.46%
Clerk, Vote For 1							
	Janelle Riddle	8,071	23.26%	0	0.00%	8,071	23.26%
	Tracey Slagle	26,169	75.41%	0	0.00%	26,169	75.41%
	Write-In	463	1.33%	0	0.00%	463	1.33%
	Cast Votes:	34,703	87.10%	0	0.00%	34,703	87.10%
	Over Votes:	11	0.03%	0	0.00%	11	0.03%
	Under Votes:	5,130	12.88%	0	0.00%	5,130	12.88%

**Cumulative Report — Official
Primary — Yakima County, Washington — August 07, 2018**

Page 5 of 10

08/21/2018 08:31 AM

Total Number of Voters : 39,844 of 114,826 = 34.70%

Precincts Reporting 0 of 174 = 0.00%

Party	Candidate	Total Ballots Cast		NA		Total	
Coroner, Vote For 1							
	Jack B. Hawkins	16,329	48.19%	0	0.00%	16,329	48.19%
	James (Jim) Curtice	10,022	29.58%	0	0.00%	10,022	29.58%
	Dan Williams	7,155	21.12%	0	0.00%	7,155	21.12%
	Write-In	376	1.11%	0	0.00%	376	1.11%
	Cast Votes:	33,882	85.04%	0	0.00%	33,882	85.04%
	Over Votes:	11	0.03%	0	0.00%	11	0.03%
	Under Votes:	5,951	14.94%	0	0.00%	5,951	14.94%
Prosecuting Attorney, Vote For 1							
	Joseph A. Brusic	30,190	97.83%	0	0.00%	30,190	97.83%
	Write-In	671	2.17%	0	0.00%	671	2.17%
	Cast Votes:	30,861	77.45%	0	0.00%	30,861	77.45%
	Over Votes:	1	0.00%	0	0.00%	1	0.00%
	Under Votes:	8,982	22.54%	0	0.00%	8,982	22.54%
Sheriff, Vote For 1							
	Robert C. Udell	16,826	48.96%	0	0.00%	16,826	48.96%
	Dave Simmons	6,673	19.42%	0	0.00%	6,673	19.42%
	Rick Mottice	3,394	9.88%	0	0.00%	3,394	9.88%
	Nolan Wentz	7,059	20.54%	0	0.00%	7,059	20.54%
	Write-In	414	1.20%	0	0.00%	414	1.20%
	Cast Votes:	34,366	86.25%	0	0.00%	34,366	86.25%
	Over Votes:	62	0.16%	0	0.00%	62	0.16%
	Under Votes:	5,416	13.59%	0	0.00%	5,416	13.59%
Treasurer, Vote For 1							
	Ilene Thomson	30,070	98.26%	0	0.00%	30,070	98.26%
	Write-In	534	1.74%	0	0.00%	534	1.74%
	Cast Votes:	30,604	76.81%	0	0.00%	30,604	76.81%
	Over Votes:	1	0.00%	0	0.00%	1	0.00%
	Under Votes:	9,239	23.19%	0	0.00%	9,239	23.19%

**Cumulative Report — Official
Primary — Yakima County, Washington — August 07, 2018**

Total Number of Voters : 39,844 of 114,826 = 34.70%

Precincts Reporting 0 of 174 = 0.00%

Party	Candidate	Total Ballots Cast	NA	Total
-------	-----------	--------------------	----	-------

County Commissioner, District 3, Vote For 1

Lisa A. Homer	1,133	11.82%	0	0.00%	1,133	11.82%
Susan Soto Palmer	2,492	26.00%	0	0.00%	2,492	26.00%
Summer Derrey	1,428	14.90%	0	0.00%	1,428	14.90%
Jose A. Trevino	747	7.80%	0	0.00%	747	7.80%
Norm Childress	1,729	18.04%	0	0.00%	1,729	18.04%
Stephen Changala	1,016	10.60%	0	0.00%	1,016	10.60%
Brent Knautz	1,022	10.66%	0	0.00%	1,022	10.66%
Write-In	16	0.17%	0	0.00%	16	0.17%
Cast Votes:	9,583	95.21%	0	0.00%	9,583	95.21%
Over Votes:	14	0.14%	0	0.00%	14	0.14%
Under Votes:	468	4.65%	0	0.00%	468	4.65%

Yakima County Fire Protection District No. 4 Proposition No. 1 Levy Lid Lift, Vote For 1

Approved	2,166	58.24%	0	0.00%	2,166	58.24%
Rejected	1,553	41.76%	0	0.00%	1,553	41.76%
Cast Votes:	3,719	94.13%	0	0.00%	3,719	94.13%
Over Votes:	1	0.03%	0	0.00%	1	0.03%
Under Votes:	231	5.85%	0	0.00%	231	5.85%

Selah Park & Recreation Service Area Proposition No. 1 6 year Levy, Vote For 1

Yes	2,914	59.17%	0	0.00%	2,914	59.17%
No	2,011	40.83%	0	0.00%	2,011	40.83%
Cast Votes:	4,925	97.16%	0	0.00%	4,925	97.16%
Over Votes:	0	0.00%	0	0.00%	0	0.00%
Under Votes:	144	2.84%	0	0.00%	144	2.84%

0132 Precinct Committee Officer, Vote For 1

Gary Hintze - Rep	57	39.58%	0	0.00%	57	39.58%
Mary Ann Lockhart - Rep	87	60.42%	0	0.00%	87	60.42%
Cast Votes:	144	57.60%	0	0.00%	144	57.60%
Over Votes:	0	0.00%	0	0.00%	0	0.00%
Under Votes:	106	42.40%	0	0.00%	106	42.40%

**Cumulative Report — Official
Primary — Yakima County, Washington — August 07, 2018**

Page 7 of 10

08/21/2018 08:31 AM

Total Number of Voters : 39,844 of 114,826 = 34.70%

Precincts Reporting 0 of 174 = 0.00%

Party	Candidate	Total Ballots Cast		NA		Total	
0133 Precinct Committee Officer, Vote For 1							
	Sheila Treat - Dem	133	65.20%	0	0.00%	133	65.20%
	Randall Yaeger - Dem	71	34.80%	0	0.00%	71	34.80%
	Cast Votes:	204	57.79%	0	0.00%	204	57.79%
	Over Votes:	0	0.00%	0	0.00%	0	0.00%
	Under Votes:	149	42.21%	0	0.00%	149	42.21%
0134 Precinct Committee Officer, Vote For 1							
	David Powell - Dem	132	64.71%	0	0.00%	132	64.71%
	Aaron Case - Dem	72	35.29%	0	0.00%	72	35.29%
	Cast Votes:	204	40.64%	0	0.00%	204	40.64%
	Over Votes:	0	0.00%	0	0.00%	0	0.00%
	Under Votes:	298	59.36%	0	0.00%	298	59.36%
0167 Precinct Committee Officer, Vote For 1							
	Laura Pickett - Rep	176	60.48%	0	0.00%	176	60.48%
	Garth McKinney - Rep	115	39.52%	0	0.00%	115	39.52%
	Cast Votes:	291	60.75%	0	0.00%	291	60.75%
	Over Votes:	0	0.00%	0	0.00%	0	0.00%
	Under Votes:	188	39.25%	0	0.00%	188	39.25%
0169 Precinct Committee Officer, Vote For 1							
	John Puccinelli - Rep	226	62.95%	0	0.00%	226	62.95%
	Sandi Belzer - Rep	133	37.05%	0	0.00%	133	37.05%
	Cast Votes:	359	69.17%	0	0.00%	359	69.17%
	Over Votes:	0	0.00%	0	0.00%	0	0.00%
	Under Votes:	160	30.83%	0	0.00%	160	30.83%
0175 Precinct Committee Officer, Vote For 1							
	David Purcell - Rep	66	64.71%	0	0.00%	66	64.71%
	Gary S. Layton - Rep	36	35.29%	0	0.00%	36	35.29%
	Cast Votes:	102	58.96%	0	0.00%	102	58.96%
	Over Votes:	0	0.00%	0	0.00%	0	0.00%
	Under Votes:	71	41.04%	0	0.00%	71	41.04%

**Cumulative Report — Official
Primary — Yakima County, Washington — August 07, 2018**

Total Number of Voters : 39,844 of 114,826 = 34.70%

Precincts Reporting 0 of 174 = 0.00%

Party	Candidate	Total Ballots Cast		NA		Total	
0193 Precinct Committee Officer, Vote For 1							
	Jon DeVaney - Rep	53	45.30%	0	0.00%	53	45.30%
	Kyle Curtis - Rep	64	54.70%	0	0.00%	64	54.70%
	Cast Votes:	117	52.70%	0	0.00%	117	52.70%
	Over Votes:	0	0.00%	0	0.00%	0	0.00%
	Under Votes:	105	47.30%	0	0.00%	105	47.30%
1504 Precinct Committee Officer, Vote For 1							
	Leanna Jo Luloff - Rep	88	32.35%	0	0.00%	88	32.35%
	Dave Kearby - Rep	184	67.65%	0	0.00%	184	67.65%
	Cast Votes:	272	57.51%	0	0.00%	272	57.51%
	Over Votes:	0	0.00%	0	0.00%	0	0.00%
	Under Votes:	201	42.49%	0	0.00%	201	42.49%
2301 Precinct Committee Officer, Vote For 1							
	Curt Rosenkranz - Rep	92	52.27%	0	0.00%	92	52.27%
	Dan C. Olson - Rep	84	47.73%	0	0.00%	84	47.73%
	Cast Votes:	176	76.52%	0	0.00%	176	76.52%
	Over Votes:	0	0.00%	0	0.00%	0	0.00%
	Under Votes:	54	23.48%	0	0.00%	54	23.48%
2306 Precinct Committee Officer, Vote For 1							
	Michael Adam MacDonald - Rep	113	62.09%	0	0.00%	113	62.09%
	Della Waldbauer - Rep	69	37.91%	0	0.00%	69	37.91%
	Cast Votes:	182	64.08%	0	0.00%	182	64.08%
	Over Votes:	0	0.00%	0	0.00%	0	0.00%
	Under Votes:	102	35.92%	0	0.00%	102	35.92%
3104 Precinct Committee Officer, Vote For 1							
	John R. Collins - Rep	110	50.93%	0	0.00%	110	50.93%
	Eric Miller - Rep	106	49.07%	0	0.00%	106	49.07%
	Cast Votes:	216	63.91%	0	0.00%	216	63.91%
	Over Votes:	0	0.00%	0	0.00%	0	0.00%
	Under Votes:	122	36.09%	0	0.00%	122	36.09%

**Cumulative Report — Official
Primary — Yakima County, Washington — August 07, 2018**

Total Number of Voters : 39,844 of 114,826 = 34.70%

Precincts Reporting 0 of 174 = 0.00%

Party	Candidate	Total Ballots Cast		NA		Total	
3205 Precinct Committee Officer, Vote For 1							
	Matt Norling - Rep	149	54.58%	0	0.00%	149	54.58%
	Emma Lou Wickersham - Rep	124	45.42%	0	0.00%	124	45.42%
	Cast Votes:	273	66.59%	0	0.00%	273	66.59%
	Over Votes:	0	0.00%	0	0.00%	0	0.00%
	Under Votes:	137	33.41%	0	0.00%	137	33.41%
3305 Precinct Committee Officer, Vote For 1							
	Stephen A. Younker - Rep	86	43.65%	0	0.00%	86	43.65%
	Peggy Allan - Rep	111	56.35%	0	0.00%	111	56.35%
	Cast Votes:	197	76.06%	0	0.00%	197	76.06%
	Over Votes:	0	0.00%	0	0.00%	0	0.00%
	Under Votes:	62	23.94%	0	0.00%	62	23.94%
3311 Precinct Committee Officer, Vote For 1							
	Summer Derrey - Rep	207	57.18%	0	0.00%	207	57.18%
	Matthew M. Bower - Rep	155	42.82%	0	0.00%	155	42.82%
	Cast Votes:	362	77.35%	0	0.00%	362	77.35%
	Over Votes:	0	0.00%	0	0.00%	0	0.00%
	Under Votes:	106	22.65%	0	0.00%	106	22.65%
3905 Precinct Committee Officer, Vote For 1							
	Mickey L. Nielsen - Rep	46	57.50%	0	0.00%	46	57.50%
	Darin Foster - Rep	34	42.50%	0	0.00%	34	42.50%
	Cast Votes:	80	75.47%	0	0.00%	80	75.47%
	Over Votes:	0	0.00%	0	0.00%	0	0.00%
	Under Votes:	26	24.53%	0	0.00%	26	24.53%
4108 Precinct Committee Officer, Vote For 1							
	William Skelton - Dem	30	39.47%	0	0.00%	30	39.47%
	Jack McEntire - Dem	46	60.53%	0	0.00%	46	60.53%
	Cast Votes:	76	28.90%	0	0.00%	76	28.90%
	Over Votes:	0	0.00%	0	0.00%	0	0.00%
	Under Votes:	187	71.10%	0	0.00%	187	71.10%

Cumulative Report — Official
Primary — Yakima County, Washington — August 07, 2018

Page 10 of 10

08/21/2018 08:31 AM

Total Number of Voters : 39,844 of 114,826 = 34.70%

Precincts Reporting 0 of 174 = 0.00%

Party	Candidate	Total Ballots Cast	NA	Total
-------	-----------	--------------------	----	-------

5012 Precinct Committee Officer, Vote For 1

Branden Curtis - Rep	52	36.11%	0	0.00%	52	36.11%
Darrell Dean Winters - Rep	92	63.89%	0	0.00%	92	63.89%
<hr/>						
Cast Votes:	144	69.90%	0	0.00%	144	69.90%
Over Votes:	0	0.00%	0	0.00%	0	0.00%
Under Votes:	62	30.10%	0	0.00%	62	30.10%

Canvass Report — Total Voters — Official Primary — Yakima County, Washington — August 07, 2018

Total Number of Voters: 39,844 of 114,826 = 34.70%

Precincts Reporting 0 of 174 = 0.00%

Partisan Office; U.S. Senator

Precinct	Blank Ballots Cast	Over Votes	Under Votes	Total Ballots Cast	Registered Voters	Percent Turnout	Thor Amundson	Dave Strider	Joey Gibson	Mike Luke	GoodSpaceGuy	Clint R. Tannehill	Maria Cantwell	Susan Hutchison	Continued
0001	0	0	0	0	2	0.00%	0	0	0	0	0	0	0	0	0
0101	0	2	3	141	431	32.71%	5	4	6	1	3	5	61	23	
0102	0	2	2	62	327	18.96%	0	0	2	2	1	1	27	10	
0103	0	3	2	117	564	20.74%	2	2	4	0	2	5	52	25	
0104	0	0	0	38	278	13.67%	0	0	2	3	0	2	21	1	
0105	0	1	0	74	504	14.68%	1	0	1	3	1	3	33	9	
0110	0	0	14	317	803	39.48%	1	1	6	1	2	8	162	74	
0111	0	2	18	268	855	31.35%	3	3	11	0	2	4	81	83	
0112	0	0	0	60	410	14.63%	0	0	1	2	1	2	28	4	
0113	0	1	2	153	1,087	14.08%	1	5	3	1	0	7	80	21	
0116	0	0	3	156	538	29.00%	2	1	5	1	0	8	78	29	
0118	0	1	3	114	372	30.65%	0	1	5	1	1	1	69	11	
0120	1	1	5	134	966	13.87%	0	1	1	0	3	4	78	11	
0123	0	1	1	41	325	12.62%	0	1	3	0	3	0	24	4	
0124	0	1	1	72	554	13.00%	1	1	6	0	0	4	28	9	
0126	0	3	3	138	832	16.59%	1	1	5	3	2	3	82	13	
0127	0	0	2	260	1,077	24.14%	4	2	5	1	1	8	132	41	
0129	0	1	3	179	647	27.67%	0	0	5	4	0	4	96	23	
0130	0	0	15	404	1,149	35.16%	3	2	12	6	5	16	191	83	
0131	0	0	7	366	882	41.50%	3	1	6	1	1	7	207	79	
0132	0	1	10	250	906	27.59%	2	2	11	1	4	7	116	46	
0133	0	3	10	353	1,143	30.88%	6	6	9	5	3	4	142	84	
0134	0	0	18	502	1,151	43.61%	4	0	13	8	5	7	224	161	
0135	0	0	12	284	572	49.65%	3	1	7	3	2	2	149	67	
0138	0	5	14	507	1,043	48.61%	12	3	5	1	0	10	234	140	
0139	0	2	20	458	944	48.52%	6	4	18	5	1	7	210	121	
0140	0	0	12	281	1,169	24.04%	3	4	12	3	4	3	118	55	
0142	1	0	6	238	486	48.97%	1	2	11	3	1	5	95	56	
0143	0	0	2	110	379	29.02%	0	1	1	0	0	3	62	22	
0144	0	0	0	0	5	0.00%	0	0	0	0	0	0	0	0	
0145	0	5	1	171	809	21.14%	1	1	8	1	3	6	82	36	
0150	0	1	5	170	766	22.19%	2	2	8	2	1	1	77	31	

**Canvass Report — Total Voters — Official
Primary — Yakima County, Washington — August 07, 2018**

Page 2 of 114

08/21/2018 08:36 AM

Total Number of Voters: 39,844 of 114,826 = 34.70%

Precincts Reporting 0 of 174 = 0.00%

Partisan Office; U.S. Senator

Precinct	Blank Ballots Cast	Over Votes	Under Votes	Total Ballots Cast	Registered Voters	Percent Turnout	Thor Amundson	Dave Strider	Joey Gibson	Mike Luke	GoodSpaceGuy	Clint R. Tannehill	Maria Cantwell	Susan Hutchison	Continued
0153	0	0	12	299	830	36.02%	2	2	7	3	0	7	106	104	
0154	0	2	19	368	1,189	30.95%	4	5	15	7	4	11	151	79	
0155	0	1	28	357	873	40.89%	8	2	17	6	3	6	129	92	
0156	0	6	10	179	684	26.17%	1	1	10	2	0	2	84	39	
0158	0	1	2	98	458	21.40%	1	0	8	1	2	5	51	17	
0162	0	0	4	96	263	36.50%	0	0	2	0	1	2	37	25	
0163	1	0	25	454	804	56.47%	6	4	8	1	1	4	172	150	
0167	0	1	21	479	956	50.10%	7	3	11	4	1	7	191	166	
0168	0	0	13	410	744	55.11%	4	1	9	6	2	3	174	123	
0169	0	0	22	519	1,071	48.46%	5	3	12	1	0	3	205	176	
0170	0	1	6	173	457	37.86%	1	0	5	2	1	6	90	30	
0171	0	0	1	145	333	43.54%	5	1	7	2	0	1	79	28	
0173	0	2	6	233	668	34.88%	5	0	5	1	2	3	103	63	
0175	0	0	6	173	439	39.41%	2	1	7	2	1	1	73	40	
0177	0	1	11	444	1,048	42.37%	3	8	6	0	1	4	181	166	
0179	0	0	23	427	894	47.76%	2	0	19	1	4	9	174	120	
0180	0	0	15	364	932	39.06%	2	2	7	6	6	6	136	104	
0181	0	1	25	474	948	50.00%	0	2	17	4	2	5	159	154	
0182	1	0	26	561	1,270	44.17%	4	3	25	6	3	9	211	169	
0183	0	0	13	330	727	45.39%	3	0	9	5	2	2	130	113	
0185	1	0	22	386	868	44.47%	10	2	3	3	5	2	135	132	
0186	0	1	14	239	522	45.79%	0	0	8	1	1	1	89	79	
0187	0	0	26	370	819	45.18%	1	0	13	2	3	5	122	151	
0188	0	0	8	327	738	44.31%	2	3	14	4	0	2	114	112	
0189	0	0	18	338	750	45.07%	1	1	7	4	0	2	116	121	
0190	0	0	14	224	532	42.11%	3	1	7	0	1	0	89	74	
0191	0	0	0	0	1	0.00%	0	0	0	0	0	0	0	0	
0192	0	0	4	193	703	27.45%	3	2	13	2	2	4	87	31	
0193	0	0	12	222	417	53.24%	0	1	2	0	2	0	73	100	
0301	0	1	1	57	305	18.69%	0	0	4	0	1	2	25	10	
0302	0	0	6	185	871	21.24%	0	1	10	0	1	6	91	43	
0303	0	2	5	202	964	20.95%	1	2	4	5	2	6	104	23	

**Canvass Report — Total Voters — Official
Primary — Yakima County, Washington — August 07, 2018**

Total Number of Voters: 39,844 of 114,826 = 34.70%

Precincts Reporting 0 of 174 = 0.00%

Partisan Office; U.S. Senator

Precinct	Blank Ballots Cast	Over Votes	Under Votes	Total Ballots Cast	Registered Voters	Percent Turnout	Thor Amundson	Dave Strider	Joey Gibson	Mike Luke	GoodSpaceGuy	Clint R. Tannehill	Maria Cantwell	Susan Hutchison	Continued
0304	0	0	3	92	246	37.40%	1	0	0	0	0	4	38	17	
0305	0	0	0	8	33	24.24%	0	0	0	0	0	0	4	4	
0306	0	0	18	274	919	29.82%	0	2	12	6	4	6	114	49	
0307	0	0	3	13	74	17.57%	0	0	2	0	0	0	1	4	
0308	0	0	0	1	6	16.67%	0	0	0	0	0	0	0	1	
0501	0	0	7	206	1,037	19.86%	2	0	10	3	1	4	119	32	
0701	0	0	3	75	270	27.78%	0	0	3	2	0	1	43	8	
0901	0	5	2	126	623	20.22%	0	0	5	1	0	2	93	4	
1101	0	0	10	270	1,017	26.55%	3	3	10	7	1	9	96	64	
1103	0	0	20	269	827	32.53%	1	0	16	3	0	8	79	70	
1301	0	1	16	200	475	42.11%	1	3	9	3	3	3	68	47	
1501	0	0	33	298	882	33.79%	4	3	13	6	4	5	109	59	
1502	0	3	53	512	1,143	44.79%	7	5	28	5	4	8	153	126	
1503	0	3	51	426	869	49.02%	6	1	12	13	4	3	125	120	
1504	0	0	63	473	1,084	43.63%	5	1	14	4	10	6	139	108	
1701	0	7	3	206	1,004	20.52%	5	1	4	3	1	2	115	21	
1703	0	2	18	195	767	25.42%	4	2	7	5	0	2	86	36	
1704	0	0	0	0	0	0.00%	0	0	0	0	0	0	0	0	
1705	0	0	19	370	809	45.74%	4	2	10	1	1	4	177	90	
1706	0	3	3	211	1,244	16.96%	3	1	11	1	2	5	123	26	
1708	0	6	4	193	962	20.06%	6	0	5	1	2	7	94	32	
1901	0	1	7	109	437	24.94%	1	1	3	3	2	3	45	14	
2101	0	0	3	187	1,011	18.50%	0	0	1	0	2	6	124	23	
2102	0	1	4	164	768	21.35%	0	0	4	4	1	3	100	22	
2103	0	0	5	178	1,083	16.44%	0	0	4	1	2	4	116	14	
2301	0	1	11	230	820	28.05%	4	1	9	3	2	2	94	50	
2303	0	0	11	194	716	27.09%	1	1	4	0	0	1	76	54	
2306	0	0	11	284	1,125	25.24%	2	2	14	4	3	4	107	81	
2501	0	0	3	160	988	16.19%	1	0	2	0	0	6	118	14	
2502	0	5	2	65	560	11.61%	0	0	1	0	0	2	46	3	
2701	0	0	11	171	477	35.85%	2	0	13	2	0	6	52	43	
2702	2	2	28	431	1,015	42.46%	6	1	24	7	5	5	140	135	

**Canvass Report — Total Voters — Official
Primary — Yakima County, Washington — August 07, 2018**

Total Number of Voters: 39,844 of 114,826 = 34.70%

Precincts Reporting 0 of 174 = 0.00%

Partisan Office; U.S. Senator

Precinct	Blank Ballots Cast	Over Votes	Under Votes	Total Ballots Cast	Registered Voters	Percent Turnout	Thor Amundson	Dave Strider	Joey Gibson	Mike Luke	GoodSpaceGuy	Clint R. Tannehill	Maria Cantwell	Susan Hutchison	Continued
3002	1	0	5	67	258	25.97%	0	0	1	0	0	2	20	21	
3004	0	0	0	12	30	40.00%	0	1	1	0	0	1	5	2	
3100	0	1	11	273	834	32.73%	2	0	13	3	1	6	86	77	
3101	0	2	9	151	431	35.03%	1	2	7	0	0	5	45	54	
3102	0	1	2	233	884	26.36%	2	0	4	1	1	5	113	57	
3103	0	0	6	159	711	22.36%	1	1	3	0	0	6	79	39	
3104	0	1	8	338	906	37.31%	1	2	8	6	3	8	112	114	
3105	0	0	2	25	109	22.94%	0	0	1	0	0	0	6	6	
3106	1	1	15	263	688	38.23%	2	0	8	2	1	2	82	84	
3203	0	0	24	354	840	42.14%	1	1	9	2	1	5	84	152	
3205	0	0	25	410	1,128	36.35%	0	2	20	4	0	1	121	158	
3206	0	1	29	410	832	49.28%	1	1	13	4	3	2	132	147	
3208	0	0	0	32	138	23.19%	0	0	3	1	1	0	8	13	
3301	0	0	10	215	567	37.92%	0	1	11	1	0	3	64	73	
3303	0	0	7	116	426	27.23%	2	0	3	1	1	1	40	33	
3304	0	1	18	317	798	39.72%	3	0	9	2	1	7	75	116	
3305	0	0	15	259	696	37.21%	1	3	9	7	1	2	69	99	
3308	1	0	11	293	779	37.61%	2	1	20	1	4	1	76	102	
3309	0	0	5	168	731	22.98%	1	0	2	2	1	3	84	43	
3310	0	0	8	225	1,088	20.68%	2	4	3	1	2	2	115	51	
3311	0	0	22	468	1,041	44.96%	1	3	18	1	8	8	123	158	
3401	0	1	5	81	526	15.40%	1	1	1	0	0	3	49	12	
3504	0	0	0	8	22	36.36%	0	0	3	2	0	0	0	3	
3601	0	0	0	32	57	56.14%	0	0	0	0	0	0	5	16	
3602	0	0	30	465	1,168	39.81%	3	3	20	5	3	10	136	158	
3605	1	0	18	302	823	36.70%	2	0	15	3	1	7	59	114	
3701	0	0	10	208	757	27.48%	4	0	6	0	6	3	72	58	
3900	0	0	33	378	862	43.85%	7	0	25	6	10	5	91	100	
3901	0	1	20	180	425	42.35%	4	1	12	1	1	1	35	57	
3902	0	0	1	113	364	31.04%	1	0	1	0	0	0	44	42	
3903	0	1	40	504	1,136	44.37%	3	4	26	7	5	3	138	161	
3904	0	0	15	347	790	43.92%	3	1	4	10	0	2	131	114	

**Canvass Report — Total Voters — Official
Primary — Yakima County, Washington — August 07, 2018**

Total Number of Voters: 39,844 of 114,826 = 34.70%

Precincts Reporting 0 of 174 = 0.00%

Partisan Office; U.S. Senator

Precinct	Blank Ballots Cast	Over Votes	Under Votes	Total Ballots Cast	Registered Voters	Percent Turnout	Thor Amundson	Dave Strider	Joey Gibson	Mike Luke	GoodSpaceGuy	Clint R. Tannehill	Maria Cantwell	Susan Hutchison	Continued
3905	0	1	5	106	256	41.41%	1	3	3	3	1	0	30	29	
4001	0	0	0	88	492	17.89%	0	0	1	0	1	1	43	30	
4002	0	0	2	82	321	25.55%	2	0	2	0	1	1	36	19	
4003	0	1	19	417	1,179	35.37%	5	3	14	2	4	6	110	127	
4005	0	0	12	186	434	42.86%	0	0	9	1	1	5	48	57	
4102	0	1	14	383	776	49.36%	3	0	17	3	2	5	85	164	
4104	0	2	12	231	640	36.09%	5	0	4	4	0	2	85	69	
4105	0	0	5	138	385	35.84%	4	0	9	4	6	2	28	36	
4106	0	0	21	276	658	41.95%	6	2	11	6	1	1	65	90	
4108	0	0	25	263	528	49.81%	5	2	14	1	1	6	79	82	
4109	0	0	27	371	1,148	32.32%	0	3	19	1	1	2	128	112	
4111	0	0	21	384	857	44.81%	5	2	18	5	1	3	113	128	
4112	0	1	53	568	1,179	48.18%	9	3	36	1	4	3	176	150	
4114	0	0	10	286	782	36.57%	1	4	14	8	4	3	77	110	
4115	0	0	19	277	627	44.18%	2	1	9	2	3	3	60	117	
4303	1	0	7	88	270	32.59%	0	2	6	1	2	1	19	30	
4401	1	0	6	167	430	38.84%	1	1	2	0	1	2	52	76	
4402	0	0	16	234	562	41.64%	1	0	10	1	1	0	61	75	
4501	0	0	1	63	291	21.65%	1	0	4	0	1	2	22	12	
4503	0	0	0	33	73	45.21%	0	0	1	1	0	1	9	12	
4504	1	0	14	271	575	47.13%	0	1	7	4	0	5	86	93	
4601	0	0	6	148	303	48.84%	2	2	3	0	0	0	53	59	
4602	0	0	26	217	543	39.96%	1	2	19	1	3	3	74	39	
4603	0	1	28	446	889	50.17%	4	5	24	8	6	6	121	145	
4604	0	1	18	194	356	54.49%	5	4	17	3	2	0	40	52	
4605	0	0	8	149	447	33.33%	2	0	7	0	2	5	27	48	
4606	1	2	26	441	1,061	41.56%	4	3	19	5	0	8	155	118	
4609	0	1	5	125	337	37.09%	0	0	7	1	1	1	27	64	
4615	0	3	11	210	708	29.66%	5	2	6	0	0	4	68	58	
4616	0	1	4	122	322	37.89%	5	0	0	3	2	0	32	38	
4618	0	0	2	182	566	32.16%	2	0	4	2	0	4	67	56	
4623	0	1	1	39	118	33.05%	0	0	4	1	1	0	10	8	

Canvass Report — Total Voters — Official Primary — Yakima County, Washington — August 07, 2018

Total Number of Voters: 39,844 of 114,826 = 34.70%

Precincts Reporting 0 of 174 = 0.00%

Partisan Office; U.S. Senator

Precinct	Blank Ballots Cast	Over Votes	Under Votes	Total Ballots Cast	Registered Voters	Percent Turnout	Thor Amundson	Dave Strider	Joey Gibson	Mike Luke	GoodSpaceGuy	Clint R. Tannehill	Maria Cantwell	Susan Hutchison	Continued
4624	0	1	8	150	322	46.58%	2	0	3	0	0	0	44	66	
4628	0	0	1	100	355	28.17%	2	1	3	6	1	0	23	25	
4801	0	2	17	459	1,170	39.23%	2	4	27	8	9	3	88	192	
4802	0	1	43	597	1,232	48.46%	9	5	16	1	5	4	217	163	
5001	0	0	4	75	261	28.74%	0	2	1	0	1	0	29	13	
5003	0	0	20	307	773	39.72%	2	1	6	3	1	1	68	131	
5010	0	0	3	120	229	52.40%	0	0	5	0	0	0	38	60	
5012	0	1	4	206	1,055	19.53%	2	2	7	0	1	0	87	58	
5014	0	0	19	314	803	39.10%	4	5	18	0	1	0	99	93	
5016	0	0	20	202	474	42.62%	5	2	9	2	1	2	47	58	
5020	0	2	13	217	460	47.17%	1	2	8	0	2	3	65	75	
5101	0	1	10	171	384	44.53%	3	0	4	1	1	2	52	62	
5202	0	0	0	0	5	0.00%	0	0	0	0	0	0	0	0	
Provisional	0	0	0	0	0	0.00%	0	0	0	0	0	0	0	0	
Totals:	15	131	2,027	39,844	114,826		386	234	1,439	397	291	598	14,756	11,310	

Canvass Report — Total Voters — Official Primary — Yakima County, Washington — August 07, 2018

Total Number of Voters: 39,844 of 114,826 = 34.70%

Precincts Reporting 0 of 174 = 0.00%

Partisan Office; U.S. Senator

Continued

Precinct	Blank Ballots Cast	Over Votes	Under Votes	Total Ballots Cast	Registered Voters	Percent Turnout	Brad Chase	Tim Owen	Matthew D. Heines	Sam Wright	Art Coday	John Orlinski	Charlie R Jackson	Keith Swank	Continued
0001	0	0	0	0	2	0.00%	0	0	0	0	0	0	0	0	0
0101	0	2	3	141	431	32.71%	0	3	0	0	5	1	1	1	3
0102	0	2	2	62	327	18.96%	0	0	0	0	2	0	0	0	1
0103	0	3	2	117	564	20.74%	0	3	2	1	0	1	0	0	2
0104	0	0	0	38	278	13.67%	0	0	0	0	0	0	0	0	0
0105	0	1	0	74	504	14.68%	1	1	0	0	1	1	0	0	1
0110	0	0	14	317	803	39.48%	1	7	1	1	3	0	1	1	8
0111	0	2	18	268	855	31.35%	1	9	1	1	11	1	0	0	7
0112	0	0	0	60	410	14.63%	1	2	3	2	0	1	0	0	1
0113	0	1	2	153	1,087	14.08%	0	5	2	1	1	1	1	1	1
0116	0	0	3	156	538	29.00%	0	4	2	1	6	0	0	0	2
0118	0	1	3	114	372	30.65%	0	3	1	1	3	1	0	0	3
0120	1	1	5	134	966	13.87%	0	2	1	4	1	1	0	0	0
0123	0	1	1	41	325	12.62%	0	0	1	0	2	0	0	0	0
0124	0	1	1	72	554	13.00%	0	2	0	2	1	0	1	0	0
0126	0	3	3	138	832	16.59%	0	3	1	2	0	0	0	0	5
0127	0	0	2	260	1,077	24.14%	0	9	4	1	4	0	1	1	6
0129	0	1	3	179	647	27.67%	2	5	2	0	3	2	0	0	9
0130	0	0	15	404	1,149	35.16%	2	8	1	2	8	0	0	0	16
0131	0	0	7	366	882	41.50%	0	8	1	1	5	2	0	0	6
0132	0	1	10	250	906	27.59%	0	7	0	3	1	0	1	1	7
0133	0	3	10	353	1,143	30.88%	0	18	4	2	12	1	1	1	7
0134	0	0	18	502	1,151	43.61%	0	10	3	0	5	0	0	0	13
0135	0	0	12	284	572	49.65%	0	7	5	0	1	1	1	1	5
0138	0	5	14	507	1,043	48.61%	2	14	0	1	9	2	2	2	8
0139	0	2	20	458	944	48.52%	0	9	0	1	10	6	0	0	4
0140	0	0	12	281	1,169	24.04%	1	12	3	3	2	4	0	0	8
0142	1	0	6	238	486	48.97%	0	10	5	0	3	2	0	0	10
0143	0	0	2	110	379	29.02%	0	4	3	0	2	0	0	0	3
0144	0	0	0	0	5	0.00%	0	0	0	0	0	0	0	0	0
0145	0	5	1	171	809	21.14%	0	1	3	1	0	1	0	1	1

Canvass Report — Total Voters — Official Primary — Yakima County, Washington — August 07, 2018

Total Number of Voters: 39,844 of 114,826 = 34.70%

Precincts Reporting 0 of 174 = 0.00%

Partisan Office; U.S. Senator

Continued

Precinct	Blank Ballots Cast	Over Votes	Under Votes	Total Ballots Cast	Registered Voters	Percent Turnout	Brad Chase	Tim Owen	Matthew D. Heines	Sam Wright	Art Coday	John Orlinski	Charlie R Jackson	Keith Swank	<i>Continued</i>
0150	0	1	5	170	766	22.19%	0	7	1	1	4	2	0	1	
0153	0	0	12	299	830	36.02%	0	5	3	0	4	2	1	10	
0154	0	2	19	368	1,189	30.95%	0	13	2	1	9	1	1	12	
0155	0	1	28	357	873	40.89%	0	11	1	2	3	0	1	14	
0156	0	6	10	179	684	26.17%	0	3	0	1	1	1	2	4	
0158	0	1	2	98	458	21.40%	0	1	1	0	0	0	1	1	
0162	0	0	4	96	263	36.50%	0	5	0	0	0	0	0	3	
0163	1	0	25	454	804	56.47%	0	16	7	2	6	2	0	8	
0167	0	1	21	479	956	50.10%	1	13	5	0	9	1	0	7	
0168	0	0	13	410	744	55.11%	0	13	1	0	6	3	0	9	
0169	0	0	22	519	1,071	48.46%	0	19	5	0	15	3	1	3	
0170	0	1	6	173	457	37.86%	1	5	1	0	4	1	0	7	
0171	0	0	1	145	333	43.54%	0	1	0	0	3	1	0	2	
0173	0	2	6	233	668	34.88%	1	7	0	0	2	0	0	14	
0175	0	0	6	173	439	39.41%	0	10	3	0	7	0	0	7	
0177	0	1	11	444	1,048	42.37%	1	8	3	0	3	2	3	8	
0179	0	0	23	427	894	47.76%	0	14	1	4	2	3	1	17	
0180	0	0	15	364	932	39.06%	0	18	3	0	10	3	1	15	
0181	0	1	25	474	948	50.00%	0	15	1	3	16	1	0	19	
0182	1	0	26	561	1,270	44.17%	0	23	2	1	7	4	0	11	
0183	0	0	13	330	727	45.39%	1	9	1	0	6	2	1	5	
0185	1	0	22	386	868	44.47%	0	13	0	4	13	1	0	11	
0186	0	1	14	239	522	45.79%	1	12	1	0	9	0	0	8	
0187	0	0	26	370	819	45.18%	0	15	0	1	8	0	0	6	
0188	0	0	8	327	738	44.31%	0	12	6	0	6	3	0	8	
0189	0	0	18	338	750	45.07%	0	13	2	1	11	0	0	8	
0190	0	0	14	224	532	42.11%	0	2	0	1	4	5	0	7	
0191	0	0	0	0	1	0.00%	0	0	0	0	0	0	0	0	
0192	0	0	4	193	703	27.45%	0	7	2	0	4	2	0	6	
0193	0	0	12	222	417	53.24%	0	6	1	0	1	0	0	9	
0301	0	1	1	57	305	18.69%	0	0	2	2	0	0	0	1	

Canvass Report — Total Voters — Official Primary — Yakima County, Washington — August 07, 2018

Total Number of Voters: 39,844 of 114,826 = 34.70%

Precincts Reporting 0 of 174 = 0.00%

Partisan Office; U.S. Senator

Continued

Precinct	Blank Ballots Cast	Over Votes	Under Votes	Total Ballots Cast	Registered Voters	Percent Turnout	Brad Chase	Tim Owen	Matthew D. Heines	Sam Wright	Art Coday	John Orlinski	Charlie R Jackson	Keith Swank	<i>Continued</i>
0302	0	0	6	185	871	21.24%	0	6	2	1	4	1	1	0	0
0303	0	2	5	202	964	20.95%	0	8	0	0	1	2	0	5	0
0304	0	0	3	92	246	37.40%	0	4	0	0	5	0	0	4	0
0305	0	0	0	8	33	24.24%	0	0	0	0	0	0	0	0	0
0306	0	0	18	274	919	29.82%	1	6	1	0	3	3	0	7	0
0307	0	0	3	13	74	17.57%	0	0	0	0	0	0	0	0	0
0308	0	0	0	1	6	16.67%	0	0	0	0	0	0	0	0	0
0501	0	0	7	206	1,037	19.86%	2	6	0	0	2	0	1	2	0
0701	0	0	3	75	270	27.78%	0	6	0	0	0	0	0	1	0
0901	0	5	2	126	623	20.22%	0	0	0	2	0	0	0	0	0
1101	0	0	10	270	1,017	26.55%	0	6	6	1	2	3	0	17	0
1103	0	0	20	269	827	32.53%	0	16	3	1	5	0	0	14	0
1301	0	1	16	200	475	42.11%	1	10	1	1	2	0	0	7	0
1501	0	0	33	298	882	33.79%	0	10	0	0	10	0	0	15	0
1502	0	3	53	512	1,143	44.79%	2	18	4	0	7	4	1	25	0
1503	0	3	51	426	869	49.02%	0	13	2	1	9	6	1	17	0
1504	0	0	63	473	1,084	43.63%	1	16	5	0	4	9	1	19	0
1701	0	7	3	206	1,004	20.52%	0	7	0	2	7	1	1	2	0
1703	0	2	18	195	767	25.42%	0	1	1	2	3	0	2	1	0
1704	0	0	0	0	0	0.00%	0	0	0	0	0	0	0	0	0
1705	0	0	19	370	809	45.74%	1	8	1	0	5	2	0	10	0
1706	0	3	3	211	1,244	16.96%	0	8	2	1	1	0	0	0	0
1708	0	6	4	193	962	20.06%	1	2	2	1	2	1	0	1	0
1901	0	1	7	109	437	24.94%	1	7	0	2	1	0	0	5	0
2101	0	0	3	187	1,011	18.50%	0	4	1	1	4	0	0	0	0
2102	0	1	4	164	768	21.35%	3	3	0	0	4	0	0	1	0
2103	0	0	5	178	1,083	16.44%	0	6	1	1	5	0	0	2	0
2301	0	1	11	230	820	28.05%	1	9	0	1	7	1	0	4	0
2303	0	0	11	194	716	27.09%	1	10	4	1	1	0	1	4	0
2306	0	0	11	284	1,125	25.24%	1	9	1	1	3	4	3	6	0
2501	0	0	3	160	988	16.19%	0	1	0	4	2	0	0	1	0

Canvass Report — Total Voters — Official Primary — Yakima County, Washington — August 07, 2018

Total Number of Voters: 39,844 of 114,826 = 34.70%

Precincts Reporting 0 of 174 = 0.00%

Partisan Office; U.S. Senator

Continued

Precinct	Blank Ballots Cast	Over Votes	Under Votes	Total Ballots Cast	Registered Voters	Percent Turnout	Brad Chase	Tim Owen	Matthew D. Heines	Sam Wright	Art Coday	John Orlinski	Charlie R Jackson	Keith Swank	Continued
2502	0	5	2	65	560	11.61%	0	2	0	0	0	0	0	0	0
2701	0	0	11	171	477	35.85%	0	5	3	0	2	1	0	8	
2702	2	2	28	431	1,015	42.46%	2	12	0	1	8	3	1	9	
3002	1	0	5	67	258	25.97%	0	0	1	1	1	4	0	0	
3004	0	0	0	12	30	40.00%	0	0	0	0	0	0	0	0	
3100	0	1	11	273	834	32.73%	0	14	1	2	8	2	0	11	
3101	0	2	9	151	431	35.03%	0	4	1	2	5	0	0	4	
3102	0	1	2	233	884	26.36%	2	7	2	2	5	0	0	10	
3103	0	0	6	159	711	22.36%	0	9	0	0	0	0	0	2	
3104	0	1	8	338	906	37.31%	1	15	2	1	6	2	2	7	
3105	0	0	2	25	109	22.94%	0	4	0	0	1	0	0	0	
3106	1	1	15	263	688	38.23%	0	6	5	2	2	0	0	13	
3203	0	0	24	354	840	42.14%	0	18	3	0	2	2	0	26	
3205	0	0	25	410	1,128	36.35%	1	18	4	0	5	3	0	16	
3206	0	1	29	410	832	49.28%	0	16	4	0	4	4	0	11	
3208	0	0	0	32	138	23.19%	0	1	0	0	2	0	0	0	
3301	0	0	10	215	567	37.92%	0	11	6	0	4	0	0	11	
3303	0	0	7	116	426	27.23%	0	1	2	0	5	1	0	9	
3304	0	1	18	317	798	39.72%	3	16	3	0	4	2	0	16	
3305	0	0	15	259	696	37.21%	0	14	0	2	2	1	0	8	
3308	1	0	11	293	779	37.61%	0	22	1	0	10	1	0	9	
3309	0	0	5	168	731	22.98%	0	6	0	0	2	0	0	7	
3310	0	0	8	225	1,088	20.68%	1	4	1	1	1	2	1	5	
3311	0	0	22	468	1,041	44.96%	1	28	9	0	11	0	0	17	
3401	0	1	5	81	526	15.40%	0	0	0	0	1	0	0	1	
3504	0	0	0	8	22	36.36%	0	0	0	0	0	0	0	0	
3601	0	0	0	32	57	56.14%	0	3	0	0	0	0	0	1	
3602	0	0	30	465	1,168	39.81%	1	22	4	0	7	1	0	13	
3605	1	0	18	302	823	36.70%	1	13	4	1	5	1	2	15	
3701	0	0	10	208	757	27.48%	0	7	3	2	0	0	1	3	
3900	0	0	33	378	862	43.85%	4	22	4	0	2	3	1	14	

Canvass Report — Total Voters — Official Primary — Yakima County, Washington — August 07, 2018

Total Number of Voters: 39,844 of 114,826 = 34.70%

Precincts Reporting 0 of 174 = 0.00%

Partisan Office; U.S. Senator

Continued

Precinct	Blank Ballots Cast	Over Votes	Under Votes	Total Ballots Cast	Registered Voters	Percent Turnout	Brad Chase	Tim Owen	Matthew D. Heines	Sam Wright	Art Coday	John Orlinski	Charlie R Jackson	Keith Swank	<i>Continued</i>
3901	0	1	20	180	425	42.35%	0	9	0	0	8	3	0	5	
3902	0	0	1	113	364	31.04%	0	3	0	0	1	0	0	2	
3903	0	1	40	504	1,136	44.37%	1	12	4	0	10	3	0	19	
3904	0	0	15	347	790	43.92%	0	17	2	0	3	0	1	12	
3905	0	1	5	106	256	41.41%	0	8	0	1	0	0	0	0	
4001	0	0	0	88	492	17.89%	0	2	0	0	1	0	0	0	
4002	0	0	2	82	321	25.55%	1	3	0	0	0	0	0	7	
4003	0	1	19	417	1,179	35.37%	0	13	6	0	6	2	1	19	
4005	0	0	12	186	434	42.86%	2	5	0	2	7	2	0	14	
4102	0	1	14	383	776	49.36%	1	20	3	0	7	1	1	11	
4104	0	2	12	231	640	36.09%	0	7	3	1	4	1	0	7	
4105	0	0	5	138	385	35.84%	0	6	0	0	9	1	0	13	
4106	0	0	21	276	658	41.95%	0	11	0	2	4	0	0	8	
4108	0	0	25	263	528	49.81%	0	8	1	0	5	1	0	9	
4109	0	0	27	371	1,148	32.32%	0	10	0	0	11	0	2	13	
4111	0	0	21	384	857	44.81%	0	16	3	0	2	3	3	16	
4112	0	1	53	568	1,179	48.18%	2	18	11	1	19	4	0	31	
4114	0	0	10	286	782	36.57%	1	4	0	1	0	2	0	25	
4115	0	0	19	277	627	44.18%	0	13	4	0	6	1	1	8	
4303	1	0	7	88	270	32.59%	0	0	0	0	0	0	0	1	
4401	1	0	6	167	430	38.84%	0	1	1	0	0	2	0	5	
4402	0	0	16	234	562	41.64%	0	10	4	0	4	2	1	10	
4501	0	0	1	63	291	21.65%	0	3	0	1	2	1	0	4	
4503	0	0	0	33	73	45.21%	0	1	1	0	2	0	0	0	
4504	1	0	14	271	575	47.13%	2	11	1	0	2	0	1	5	
4601	0	0	6	148	303	48.84%	1	4	0	0	1	0	0	5	
4602	0	0	26	217	543	39.96%	0	8	3	1	4	2	0	10	
4603	0	1	28	446	889	50.17%	0	24	7	0	14	1	0	24	
4604	0	1	18	194	356	54.49%	0	13	2	0	5	1	0	11	
4605	0	0	8	149	447	33.33%	0	5	2	0	5	1	0	8	
4606	1	2	26	441	1,061	41.56%	0	14	6	2	11	0	0	25	

Canvass Report — Total Voters — Official Primary — Yakima County, Washington — August 07, 2018

Total Number of Voters: 39,844 of 114,826 = 34.70%

Precincts Reporting 0 of 174 = 0.00%

Partisan Office; U.S. Senator

Continued

Precinct	Blank Ballots Cast	Over Votes	Under Votes	Total Ballots Cast	Registered Voters	Percent Turnout	Brad Chase	Tim Owen	Matthew D. Heines	Sam Wright	Art Coday	John Orlinski	Charlie R Jackson	Keith Swank	<i>Continued</i>
4609	0	1	5	125	337	37.09%	0	5	0	0	2	1	0	1	
4615	0	3	11	210	708	29.66%	0	4	0	2	0	1	0	6	
4616	0	1	4	122	322	37.89%	0	9	1	0	2	4	0	5	
4618	0	0	2	182	566	32.16%	0	11	0	0	1	1	0	5	
4623	0	1	1	39	118	33.05%	0	1	0	0	0	0	0	7	
4624	0	1	8	150	322	46.58%	0	4	2	0	1	2	0	5	
4628	0	0	1	100	355	28.17%	0	3	1	1	1	2	1	10	
4801	0	2	17	459	1,170	39.23%	1	14	5	0	3	4	1	20	
4802	0	1	43	597	1,232	48.46%	2	25	4	1	4	4	1	25	
5001	0	0	4	75	261	28.74%	1	5	2	1	1	1	0	1	
5003	0	0	20	307	773	39.72%	0	13	3	2	5	1	1	14	
5010	0	0	3	120	229	52.40%	0	0	0	0	3	0	0	4	
5012	0	1	4	206	1,055	19.53%	0	1	0	4	4	0	0	9	
5014	0	0	19	314	803	39.10%	0	17	4	2	2	0	2	19	
5016	0	0	20	202	474	42.62%	1	7	1	0	5	1	0	13	
5020	0	2	13	217	460	47.17%	0	14	2	1	1	1	0	10	
5101	0	1	10	171	384	44.53%	0	3	0	0	2	0	0	10	
5202	0	0	0	0	5	0.00%	0	0	0	0	0	0	0	0	
Provisional	0	0	0	0	0	0.00%	0	0	0	0	0	0	0	0	
Totals:	15	131	2,027	39,844	114,826		66	1,377	293	122	668	199	60	1,285	

Canvass Report — Total Voters — Official Primary — Yakima County, Washington — August 07, 2018

Total Number of Voters: 39,844 of 114,826 = 34.70%

Precincts Reporting 0 of 174 = 0.00%

Partisan Office; U.S. Senator

Continued

Precinct	Blank Ballots Cast	Over Votes	Under Votes	Total Ballots Cast	Registered Voters	Percent Turnout	Alex Tsimerman	RC Smith	Don L. Rivers	Jennifer Gigi Ferguson	Steve Hoffman	George H. Kalberer	James Robert "Jimmie" Deal	Roque "Rocky" De La Fuente	Continued
0145	0	5	1	171	809	21.14%	0	1	2	2	0	3	0	0	0
0150	0	1	5	170	766	22.19%	0	1	5	3	1	0	1	2	
0153	0	0	12	299	830	36.02%	0	1	2	1	0	0	0	2	
0154	0	2	19	368	1,189	30.95%	0	0	2	1	1	1	1	2	
0155	0	1	28	357	873	40.89%	0	0	1	1	1	0	0	1	
0156	0	6	10	179	684	26.17%	0	0	2	0	0	0	0	2	
0158	0	1	2	98	458	21.40%	0	0	0	0	0	0	0	0	
0162	0	0	4	96	263	36.50%	0	0	0	3	0	1	1	0	
0163	1	0	25	454	804	56.47%	0	0	3	2	1	1	0	4	
0167	0	1	21	479	956	50.10%	1	0	3	0	1	0	0	3	
0168	0	0	13	410	744	55.11%	0	0	3	0	1	0	1	4	
0169	0	0	22	519	1,071	48.46%	0	2	4	0	1	2	0	0	
0170	0	1	6	173	457	37.86%	0	0	0	1	0	0	0	1	
0171	0	0	1	145	333	43.54%	0	0	1	1	1	0	0	0	
0173	0	2	6	233	668	34.88%	0	0	3	0	0	2	0	1	
0175	0	0	6	173	439	39.41%	0	0	1	2	0	1	0	0	
0177	0	1	11	444	1,048	42.37%	0	0	2	2	0	1	3	1	
0179	0	0	23	427	894	47.76%	0	0	3	4	1	0	0	2	
0180	0	0	15	364	932	39.06%	0	0	1	1	0	0	0	3	
0181	0	1	25	474	948	50.00%	0	2	1	1	2	0	0	0	
0182	1	0	26	561	1,270	44.17%	2	3	5	1	2	1	1	6	
0183	0	0	13	330	727	45.39%	0	1	1	3	0	1	0	2	
0185	1	0	22	386	868	44.47%	0	0	0	1	1	1	0	2	
0186	0	1	14	239	522	45.79%	0	0	1	0	1	0	0	3	
0187	0	0	26	370	819	45.18%	0	1	1	0	0	0	0	1	
0188	0	0	8	327	738	44.31%	0	0	0	3	1	0	0	0	
0189	0	0	18	338	750	45.07%	0	1	2	3	1	0	0	1	
0190	0	0	14	224	532	42.11%	0	0	0	0	0	0	0	0	
0191	0	0	0	0	1	0.00%	0	0	0	0	0	0	0	0	
0192	0	0	4	193	703	27.45%	0	0	3	0	0	0	0	1	

**Canvass Report — Total Voters — Official
Primary — Yakima County, Washington — August 07, 2018**

Total Number of Voters: 39,844 of 114,826 = 34.70%

Precincts Reporting 0 of 174 = 0.00%

Partisan Office; U.S. Senator

Continued

Precinct	Blank Ballots Cast	Over Votes	Under Votes	Total Ballots Cast	Registered Voters	Percent Turnout	Alex Tsimerman	RC Smith	Don L. Rivers	Jennifer Gigi Ferguson	Steve Hoffman	George H. Kalberer	James Robert "Jimmie" Deal	Roque "Rocky" De La Fuente	Continued
0193	0	0	12	222	417	53.24%	0	0	0	2	0	0	0	0	0
0301	0	1	1	57	305	18.69%	0	0	1	0	1	2	0	0	0
0302	0	0	6	185	871	21.24%	0	0	0	2	0	0	0	0	0
0303	0	2	5	202	964	20.95%	0	0	0	7	0	1	0	0	2
0304	0	0	3	92	246	37.40%	0	1	1	1	0	1	0	0	2
0305	0	0	0	8	33	24.24%	0	0	0	0	0	0	0	0	0
0306	0	0	18	274	919	29.82%	0	4	2	0	1	1	0	0	4
0307	0	0	3	13	74	17.57%	0	0	0	0	0	0	0	0	0
0308	0	0	0	1	6	16.67%	0	0	0	0	0	0	0	0	0
0501	0	0	7	206	1,037	19.86%	0	0	1	0	0	0	0	0	4
0701	0	0	3	75	270	27.78%	0	0	1	1	0	0	0	0	0
0901	0	5	2	126	623	20.22%	0	1	2	1	0	2	0	1	1
1101	0	0	10	270	1,017	26.55%	0	3	1	2	0	1	0	0	2
1103	0	0	20	269	827	32.53%	0	1	6	4	1	0	0	0	1
1301	0	1	16	200	475	42.11%	1	0	0	2	0	0	0	0	1
1501	0	0	33	298	882	33.79%	0	0	1	4	1	0	1	0	0
1502	0	3	53	512	1,143	44.79%	0	1	2	0	0	2	2	0	4
1503	0	3	51	426	869	49.02%	0	3	1	5	0	0	0	0	2
1504	0	0	63	473	1,084	43.63%	0	2	2	5	0	2	2	0	3
1701	0	7	3	206	1,004	20.52%	1	2	3	2	0	0	0	0	4
1703	0	2	18	195	767	25.42%	0	2	2	2	2	0	0	0	1
1704	0	0	0	0	0	0.00%	0	0	0	0	0	0	0	0	0
1705	0	0	19	370	809	45.74%	0	1	0	1	0	0	0	0	4
1706	0	3	3	211	1,244	16.96%	0	2	3	1	0	2	0	0	3
1708	0	6	4	193	962	20.06%	1	2	5	1	0	1	0	0	2
1901	0	1	7	109	437	24.94%	0	0	3	1	1	0	0	0	0
2101	0	0	3	187	1,011	18.50%	0	0	0	1	0	2	0	0	6
2102	0	1	4	164	768	21.35%	0	0	1	0	0	1	1	0	1
2103	0	0	5	178	1,083	16.44%	0	0	3	0	0	0	0	0	3
2301	0	1	11	230	820	28.05%	0	2	1	0	1	1	1	0	1

Canvass Report — Total Voters — Official Primary — Yakima County, Washington — August 07, 2018

Total Number of Voters: 39,844 of 114,826 = 34.70%

Precincts Reporting 0 of 174 = 0.00%

Partisan Office; U.S. Senator

Continued

Precinct	Blank Ballots Cast	Over Votes	Under Votes	Total Ballots Cast	Registered Voters	Percent Turnout	Alex Tsimerman	RC Smith	Don L. Rivers	Jennifer Gigi Ferguson	Steve Hoffman	George H. Kalberer	James Robert "Jimmie" Deal	Roque "Rocky" De La Fuente	Continued
4602	0	0	26	217	543	39.96%	1	0	2	1	0	0	0	0	0
4603	0	1	28	446	889	50.17%	0	0	2	2	0	1	0	0	0
4604	0	1	18	194	356	54.49%	0	0	0	1	0	0	0	0	0
4605	0	0	8	149	447	33.33%	0	0	0	0	1	0	0	0	0
4606	1	2	26	441	1,061	41.56%	2	0	2	6	0	0	0	0	0
4609	0	1	5	125	337	37.09%	0	0	0	0	0	0	0	0	1
4615	0	3	11	210	708	29.66%	0	5	4	1	0	1	0	0	3
4616	0	1	4	122	322	37.89%	0	1	0	0	0	0	0	0	3
4618	0	0	2	182	566	32.16%	0	2	1	0	0	2	0	0	0
4623	0	1	1	39	118	33.05%	0	0	0	0	0	0	0	0	1
4624	0	1	8	150	322	46.58%	0	0	2	0	1	0	0	0	0
4628	0	0	1	100	355	28.17%	0	0	0	0	1	0	0	0	4
4801	0	2	17	459	1,170	39.23%	0	1	2	0	0	0	0	0	4
4802	0	1	43	597	1,232	48.46%	2	2	5	2	3	1	0	0	1
5001	0	0	4	75	261	28.74%	0	0	0	0	0	0	0	0	3
5003	0	0	20	307	773	39.72%	0	0	1	1	0	0	0	0	2
5010	0	0	3	120	229	52.40%	0	0	0	1	0	0	0	0	0
5012	0	1	4	206	1,055	19.53%	2	0	4	1	0	0	0	0	1
5014	0	0	19	314	803	39.10%	0	0	0	5	0	1	0	0	1
5016	0	0	20	202	474	42.62%	0	0	1	0	0	0	0	0	1
5020	0	2	13	217	460	47.17%	0	0	0	1	0	0	0	0	3
5101	0	1	10	171	384	44.53%	0	1	2	0	0	0	0	0	2
5202	0	0	0	0	5	0.00%	0	0	0	0	0	0	0	0	0
Provisional	0	0	0	0	0	0.00%	0	0	0	0	0	0	0	0	0
Totals:	15	131	2,027	39,844	114,826		37	113	214	235	68	73	51	246	

**Canvass Report — Total Voters — Official
Primary — Yakima County, Washington — August 07, 2018**

Total Number of Voters: 39,844 of 114,826 = 34.70%

Precincts Reporting 0 of 174 = 0.00%

Partisan Office; U.S. Senator

Continued

Precinct	Blank Ballots Cast	Over Votes	Under Votes	Total Ballots Cast	Registered Voters	Percent Turnout	Jon Butler	Dave Bryant	Mohammad Said	Matt Hawkins	Glen R Stockwell	Write-In	Totals
0001	0	0	0	0	2	0.00%	0	0	0	0	0	0	0
0101	0	2	3	141	431	32.71%	2	2	0	1	4	1	136
0102	0	2	2	62	327	18.96%	0	4	1	2	0	1	58
0103	0	3	2	117	564	20.74%	1	3	2	0	0	0	112
0104	0	0	0	38	278	13.67%	0	0	1	0	0	1	38
0105	0	1	0	74	504	14.68%	0	6	1	1	0	0	73
0110	0	0	14	317	803	39.48%	2	6	2	4	3	2	303
0111	0	2	18	268	855	31.35%	0	9	2	2	7	0	248
0112	0	0	0	60	410	14.63%	0	3	0	1	0	0	60
0113	0	1	2	153	1,087	14.08%	0	1	1	1	3	0	150
0116	0	0	3	156	538	29.00%	0	1	0	5	1	0	153
0118	0	1	3	114	372	30.65%	0	4	0	1	1	0	110
0120	1	1	5	134	966	13.87%	0	4	1	4	3	0	128
0123	0	1	1	41	325	12.62%	1	0	0	0	0	0	39
0124	0	1	1	72	554	13.00%	2	4	0	0	1	0	70
0126	0	3	3	138	832	16.59%	1	3	1	2	0	0	132
0127	0	0	2	260	1,077	24.14%	1	11	2	7	7	0	258
0129	0	1	3	179	647	27.67%	1	2	1	3	1	0	175
0130	0	0	15	404	1,149	35.16%	0	15	4	4	5	0	389
0131	0	0	7	366	882	41.50%	0	13	3	3	5	0	359
0132	0	1	10	250	906	27.59%	0	9	2	5	3	0	239
0133	0	3	10	353	1,143	30.88%	1	11	1	8	9	1	340
0134	0	0	18	502	1,151	43.61%	1	8	4	4	6	2	484
0135	0	0	12	284	572	49.65%	0	3	1	3	7	0	272
0138	0	5	14	507	1,043	48.61%	1	14	4	7	6	2	488
0139	0	2	20	458	944	48.52%	0	11	1	10	5	0	436
0140	0	0	12	281	1,169	24.04%	0	4	2	6	10	1	269
0142	1	0	6	238	486	48.97%	2	8	1	3	6	0	232
0143	0	0	2	110	379	29.02%	1	1	0	3	0	0	108

**Canvass Report — Total Voters — Official
Primary — Yakima County, Washington — August 07, 2018**

Total Number of Voters: 39,844 of 114,826 = 34.70%

Precincts Reporting 0 of 174 = 0.00%

Partisan Office; U.S. Senator

Continued

Precinct	Blank Ballots Cast	Over Votes	Under Votes	Total Ballots Cast	Registered Voters	Percent Turnout	Jon Butler	Dave Bryant	Mohammad Said	Matt Hawkins	Glen R Stockwell	Write-In	Totals
0144	0	0	0	0	5	0.00%	0	0	0	0	0	0	0
0145	0	5	1	171	809	21.14%	0	3	4	2	3	0	165
0150	0	1	5	170	766	22.19%	0	5	3	1	1	1	164
0153	0	0	12	299	830	36.02%	0	12	3	4	6	0	287
0154	0	2	19	368	1,189	30.95%	0	9	3	5	5	2	347
0155	0	1	28	357	873	40.89%	1	13	2	6	7	0	328
0156	0	6	10	179	684	26.17%	2	2	1	2	1	0	163
0158	0	1	2	98	458	21.40%	0	3	0	1	2	0	95
0162	0	0	4	96	263	36.50%	0	6	0	3	3	0	92
0163	1	0	25	454	804	56.47%	0	10	4	6	10	1	429
0167	0	1	21	479	956	50.10%	0	4	2	15	1	1	457
0168	0	0	13	410	744	55.11%	0	13	1	10	9	1	397
0169	0	0	22	519	1,071	48.46%	1	19	4	8	5	0	497
0170	0	1	6	173	457	37.86%	0	6	0	2	2	0	166
0171	0	0	1	145	333	43.54%	0	5	1	3	0	2	144
0173	0	2	6	233	668	34.88%	0	5	2	4	2	0	225
0175	0	0	6	173	439	39.41%	0	2	0	5	2	0	167
0177	0	1	11	444	1,048	42.37%	0	10	1	7	7	1	432
0179	0	0	23	427	894	47.76%	0	8	0	8	7	0	404
0180	0	0	15	364	932	39.06%	1	7	3	4	6	4	349
0181	0	1	25	474	948	50.00%	1	25	3	7	7	1	448
0182	1	0	26	561	1,270	44.17%	0	21	3	5	5	2	535
0183	0	0	13	330	727	45.39%	0	9	1	3	7	0	317
0185	1	0	22	386	868	44.47%	1	13	1	4	6	0	364
0186	0	1	14	239	522	45.79%	0	5	2	1	1	0	224
0187	0	0	26	370	819	45.18%	0	8	0	4	2	0	344
0188	0	0	8	327	738	44.31%	0	14	1	9	5	0	319
0189	0	0	18	338	750	45.07%	1	18	1	2	3	0	320
0190	0	0	14	224	532	42.11%	0	6	3	6	1	0	210

**Canvass Report — Total Voters — Official
Primary — Yakima County, Washington — August 07, 2018**

Total Number of Voters: 39,844 of 114,826 = 34.70%

Precincts Reporting 0 of 174 = 0.00%

Partisan Office; U.S. Senator

Continued

Precinct	Blank Ballots Cast	Over Votes	Under Votes	Total Ballots Cast	Registered Voters	Percent Turnout	Jon Butler	Dave Bryant	Mohammad Saïd	Matt Hawkins	Glen R Stockwell	Write-In	Totals
0191	0	0	0	0	1	0.00%	0	0	0	0	0	0	0
0192	0	0	4	193	703	27.45%	4	10	2	2	2	0	189
0193	0	0	12	222	417	53.24%	0	7	0	3	3	0	210
0301	0	1	1	57	305	18.69%	0	0	2	1	1	0	55
0302	0	0	6	185	871	21.24%	1	4	0	2	3	0	179
0303	0	2	5	202	964	20.95%	0	11	2	3	6	0	195
0304	0	0	3	92	246	37.40%	0	8	0	0	2	0	89
0305	0	0	0	8	33	24.24%	0	0	0	0	0	0	8
0306	0	0	18	274	919	29.82%	0	17	1	5	5	2	256
0307	0	0	3	13	74	17.57%	0	3	0	0	0	0	10
0308	0	0	0	1	6	16.67%	0	0	0	0	0	0	1
0501	0	0	7	206	1,037	19.86%	0	4	3	1	2	0	199
0701	0	0	3	75	270	27.78%	0	2	0	1	3	0	72
0901	0	5	2	126	623	20.22%	0	1	2	2	0	0	119
1101	0	0	10	270	1,017	26.55%	2	10	1	4	5	1	260
1103	0	0	20	269	827	32.53%	0	11	1	5	3	0	249
1301	0	1	16	200	475	42.11%	0	7	0	1	8	4	183
1501	0	0	33	298	882	33.79%	2	5	2	6	5	0	265
1502	0	3	53	512	1,143	44.79%	1	27	1	6	10	3	456
1503	0	3	51	426	869	49.02%	1	15	1	4	6	1	372
1504	0	0	63	473	1,084	43.63%	3	20	2	12	13	2	410
1701	0	7	3	206	1,004	20.52%	0	4	1	1	4	2	196
1703	0	2	18	195	767	25.42%	0	6	1	4	3	0	175
1704	0	0	0	0	0	0.00%	0	0	0	0	0	0	0
1705	0	0	19	370	809	45.74%	1	14	2	2	8	2	351
1706	0	3	3	211	1,244	16.96%	1	4	0	3	2	0	205
1708	0	6	4	193	962	20.06%	0	7	1	1	4	1	183
1901	0	1	7	109	437	24.94%	0	6	0	1	1	0	101
2101	0	0	3	187	1,011	18.50%	0	4	0	2	3	0	184

**Canvass Report — Total Voters — Official
Primary — Yakima County, Washington — August 07, 2018**

Total Number of Voters: 39,844 of 114,826 = 34.70%

Precincts Reporting 0 of 174 = 0.00%

Partisan Office; U.S. Senator

Continued

Precinct	Blank Ballots Cast	Over Votes	Under Votes	Total Ballots Cast	Registered Voters	Percent Turnout	Jon Butler	Dave Bryant	Mohammad Saïd	Matt Hawkins	Glen R Stockwell	Write-In	Totals
2102	0	1	4	164	768	21.35%	0	7	1	1	1	0	159
2103	0	0	5	178	1,083	16.44%	3	0	1	2	5	0	173
2301	0	1	11	230	820	28.05%	0	2	10	6	5	0	218
2303	0	0	11	194	716	27.09%	0	5	2	2	1	0	183
2306	0	0	11	284	1,125	25.24%	3	8	0	5	5	0	273
2501	0	0	3	160	988	16.19%	0	2	0	0	1	0	157
2502	0	5	2	65	560	11.61%	0	0	0	0	2	0	58
2701	0	0	11	171	477	35.85%	0	2	0	5	9	0	160
2702	2	2	28	431	1,015	42.46%	0	21	1	10	4	0	401
3002	1	0	5	67	258	25.97%	0	5	0	3	3	0	62
3004	0	0	0	12	30	40.00%	1	0	0	0	1	0	12
3100	0	1	11	273	834	32.73%	1	18	1	3	8	1	261
3101	0	2	9	151	431	35.03%	1	1	0	2	5	0	140
3102	0	1	2	233	884	26.36%	1	5	0	3	0	1	230
3103	0	0	6	159	711	22.36%	0	4	2	1	2	0	153
3104	0	1	8	338	906	37.31%	0	16	1	2	5	1	329
3105	0	0	2	25	109	22.94%	0	0	0	2	1	0	23
3106	1	1	15	263	688	38.23%	2	16	1	4	5	0	247
3203	0	0	24	354	840	42.14%	0	6	0	4	8	0	330
3205	0	0	25	410	1,128	36.35%	1	7	0	8	7	0	385
3206	0	1	29	410	832	49.28%	1	19	1	1	7	0	380
3208	0	0	0	32	138	23.19%	0	2	0	0	0	0	32
3301	0	0	10	215	567	37.92%	0	5	2	6	0	0	205
3303	0	0	7	116	426	27.23%	0	2	0	1	2	0	109
3304	0	1	18	317	798	39.72%	2	15	2	8	7	1	298
3305	0	0	15	259	696	37.21%	0	12	0	8	5	0	244
3308	1	0	11	293	779	37.61%	1	12	0	6	9	0	282
3309	0	0	5	168	731	22.98%	0	4	0	1	1	0	163
3310	0	0	8	225	1,088	20.68%	0	6	0	7	2	0	217

**Canvass Report — Total Voters — Official
Primary — Yakima County, Washington — August 07, 2018**

Total Number of Voters: 39,844 of 114,826 = 34.70%

Precincts Reporting 0 of 174 = 0.00%

Partisan Office; U.S. Senator

Continued

Precinct	Blank Ballots Cast	Over Votes	Under Votes	Total Ballots Cast	Registered Voters	Percent Turnout	Jon Butler	Dave Bryant	Mohammad Said	Matt Hawkins	Glen R Stockwell	Write-In	Totals
3311	0	0	22	468	1,041	44.96%	0	21	1	16	12	1	446
3401	0	1	5	81	526	15.40%	0	2	0	0	0	0	75
3504	0	0	0	8	22	36.36%	0	0	0	0	0	0	8
3601	0	0	0	32	57	56.14%	0	1	0	0	6	0	32
3602	0	0	30	465	1,168	39.81%	3	14	2	15	4	0	435
3605	1	0	18	302	823	36.70%	4	9	1	5	14	0	284
3701	0	0	10	208	757	27.48%	0	12	0	6	4	1	198
3900	0	0	33	378	862	43.85%	1	22	1	11	7	3	345
3901	0	1	20	180	425	42.35%	0	14	0	5	1	0	159
3902	0	0	1	113	364	31.04%	1	11	0	2	2	0	112
3903	0	1	40	504	1,136	44.37%	0	33	2	13	10	0	463
3904	0	0	15	347	790	43.92%	1	12	2	7	2	0	332
3905	0	1	5	106	256	41.41%	0	15	0	1	3	0	100
4001	0	0	0	88	492	17.89%	1	2	0	2	2	0	88
4002	0	0	2	82	321	25.55%	0	3	0	2	2	0	80
4003	0	1	19	417	1,179	35.37%	0	43	0	9	15	2	397
4005	0	0	12	186	434	42.86%	0	11	3	0	3	0	174
4102	0	1	14	383	776	49.36%	0	14	1	6	15	1	368
4104	0	2	12	231	640	36.09%	0	11	2	5	1	0	217
4105	0	0	5	138	385	35.84%	0	9	0	1	4	0	133
4106	0	0	21	276	658	41.95%	2	16	0	7	10	0	255
4108	0	0	25	263	528	49.81%	0	10	1	4	6	0	238
4109	0	0	27	371	1,148	32.32%	0	22	2	3	6	0	344
4111	0	0	21	384	857	44.81%	0	23	0	8	5	0	363
4112	0	1	53	568	1,179	48.18%	1	17	2	7	9	1	514
4114	0	0	10	286	782	36.57%	0	7	0	4	2	0	276
4115	0	0	19	277	627	44.18%	1	15	0	5	3	1	258
4303	1	0	7	88	270	32.59%	0	9	1	1	5	0	81
4401	1	0	6	167	430	38.84%	0	10	1	0	1	1	161

**Canvass Report — Total Voters — Official
Primary — Yakima County, Washington — August 07, 2018**

Total Number of Voters: 39,844 of 114,826 = 34.70%

Precincts Reporting 0 of 174 = 0.00%

Partisan Office; U.S. Senator

Continued

Precinct	Blank Ballots Cast	Over Votes	Under Votes	Total Ballots Cast	Registered Voters	Percent Turnout	Jon Butler	Dave Bryant	Mohammad Said	Matt Hawkins	Glen R Stockwell	Write-In	Totals
4402	0	0	16	234	562	41.64%	0	17	0	9	5	0	218
4501	0	0	1	63	291	21.65%	1	5	0	0	0	0	62
4503	0	0	0	33	73	45.21%	0	2	0	0	1	0	33
4504	1	0	14	271	575	47.13%	0	18	0	5	3	0	257
4601	0	0	6	148	303	48.84%	0	8	0	2	1	1	142
4602	0	0	26	217	543	39.96%	1	4	1	6	5	0	191
4603	0	1	28	446	889	50.17%	0	8	0	7	8	0	417
4604	0	1	18	194	356	54.49%	0	8	1	3	7	0	175
4605	0	0	8	149	447	33.33%	1	9	4	10	3	1	141
4606	1	2	26	441	1,061	41.56%	0	15	0	5	13	0	413
4609	0	1	5	125	337	37.09%	0	3	1	3	0	1	119
4615	0	3	11	210	708	29.66%	1	15	0	0	9	1	196
4616	0	1	4	122	322	37.89%	0	5	0	2	4	1	117
4618	0	0	2	182	566	32.16%	2	10	0	4	6	0	180
4623	0	1	1	39	118	33.05%	1	3	0	0	0	0	37
4624	0	1	8	150	322	46.58%	0	5	0	1	2	1	141
4628	0	0	1	100	355	28.17%	0	7	1	4	2	0	99
4801	0	2	17	459	1,170	39.23%	0	25	0	13	14	0	440
4802	0	1	43	597	1,232	48.46%	0	25	4	10	11	1	553
5001	0	0	4	75	261	28.74%	0	5	0	2	3	0	71
5003	0	0	20	307	773	39.72%	0	13	3	4	10	1	287
5010	0	0	3	120	229	52.40%	0	4	1	1	0	0	117
5012	0	1	4	206	1,055	19.53%	0	6	2	0	10	0	201
5014	0	0	19	314	803	39.10%	1	13	1	2	5	0	295
5016	0	0	20	202	474	42.62%	0	9	1	10	6	0	182
5020	0	2	13	217	460	47.17%	1	4	0	2	4	2	202
5101	0	1	10	171	384	44.53%	0	8	0	4	3	0	160
5202	0	0	0	0	5	0.00%	0	0	0	0	0	0	0
Provisional	0	0	0	0	0	0.00%	0	0	0	0	0	0	0

**Canvass Report — Total Voters — Official
Primary — Yakima County, Washington — August 07, 2018**

Page 25 of 114

08/21/2018 08:36 AM

Total Number of Voters: 39,844 of 114,826 = 34.70%

Precincts Reporting 0 of 174 = 0.00%

Totals:	15	131	2,027	39,844	114,826	82	1,472	179	654	711	70	37,686
----------------	-----------	------------	--------------	---------------	----------------	-----------	--------------	------------	------------	------------	-----------	---------------

**Canvass Report — Total Voters — Official
Primary — Yakima County, Washington — August 07, 2018**

Page 26 of 114

08/21/2018 08:36 AM

Total Number of Voters: 39,844 of 114,826 = 34.70%

Precincts Reporting 0 of 174 = 0.00%

Partisan Office; Congressional District 4; U.S. Representative

Precinct	Blank Ballots Cast	Over Votes	Under Votes	Total Ballots Cast	Registered Voters	Percent Turnout	Dan Newhouse	Christine Brown	Write-In	Totals
0001	0	0	0	0	2	0.00%	0	0	0	0
0101	0	0	3	141	431	32.71%	67	69	2	138
0102	0	0	1	62	327	18.96%	30	30	1	61
0103	0	0	5	117	564	20.74%	54	58	0	112
0104	0	0	1	38	278	13.67%	10	27	0	37
0105	0	0	4	74	504	14.68%	29	41	0	70
0110	0	0	13	317	803	39.48%	140	160	4	304
0111	0	0	9	268	855	31.35%	172	87	0	259
0112	0	0	2	60	410	14.63%	25	33	0	58
0113	0	0	2	153	1,087	14.08%	56	95	0	151
0116	0	0	4	156	538	29.00%	68	83	1	152
0118	0	0	2	114	372	30.65%	57	55	0	112
0120	1	0	3	134	966	13.87%	51	80	0	131
0123	0	0	1	41	325	12.62%	17	23	0	40
0124	0	0	2	72	554	13.00%	35	34	1	70
0126	0	0	6	138	832	16.59%	48	84	0	132
0127	0	0	2	260	1,077	24.14%	125	131	2	258
0129	0	0	6	179	647	27.67%	72	101	0	173
0130	0	0	11	404	1,149	35.16%	192	201	0	393
0131	0	0	8	366	882	41.50%	142	215	1	358
0132	0	1	6	250	906	27.59%	127	116	0	243
0133	0	0	7	353	1,143	30.88%	198	144	4	346
0134	0	0	13	502	1,151	43.61%	278	210	1	489
0135	0	0	7	284	572	49.65%	122	155	0	277
0138	0	0	8	507	1,043	48.61%	273	224	2	499
0139	0	0	11	458	944	48.52%	253	193	1	447
0140	0	0	3	281	1,169	24.04%	158	120	0	278
0142	1	0	10	238	486	48.97%	143	82	3	228
0143	0	0	7	110	379	29.02%	49	54	0	103
0144	0	0	0	0	5	0.00%	0	0	0	0
0145	0	0	3	171	809	21.14%	78	90	0	168
0150	0	0	4	170	766	22.19%	76	89	1	166

**Canvass Report — Total Voters — Official
Primary — Yakima County, Washington — August 07, 2018**

Page 27 of 114

08/21/2018 08:36 AM

Total Number of Voters: 39,844 of 114,826 = 34.70%

Precincts Reporting 0 of 174 = 0.00%

Partisan Office; Congressional District 4; U.S. Representative

Precinct	Blank Ballots Cast	Over Votes	Under Votes	Total Ballots Cast	Registered Voters	Percent Turnout	Dan Newhouse	Christine Brown	Write-In	Totals
0153	0	0	3	299	830	36.02%	182	112	2	296
0154	0	1	15	368	1,189	30.95%	196	154	2	352
0155	0	0	8	357	873	40.89%	221	127	1	349
0156	0	0	6	179	684	26.17%	95	78	0	173
0158	0	0	5	98	458	21.40%	41	50	2	93
0162	0	0	1	96	263	36.50%	61	34	0	95
0163	1	0	11	454	804	56.47%	282	161	0	443
0167	0	0	9	479	956	50.10%	292	178	0	470
0168	0	0	5	410	744	55.11%	244	158	3	405
0169	0	0	19	519	1,071	48.46%	300	200	0	500
0170	0	0	2	173	457	37.86%	83	87	1	171
0171	0	0	1	145	333	43.54%	69	73	2	144
0173	0	0	2	233	668	34.88%	132	99	0	231
0175	0	0	4	173	439	39.41%	103	66	0	169
0177	0	0	6	444	1,048	42.37%	261	175	2	438
0179	0	0	12	427	894	47.76%	254	159	2	415
0180	0	0	5	364	932	39.06%	223	135	1	359
0181	0	1	13	474	948	50.00%	320	140	0	460
0182	1	0	15	561	1,270	44.17%	351	192	3	546
0183	0	0	7	330	727	45.39%	208	115	0	323
0185	1	0	9	386	868	44.47%	249	128	0	377
0186	0	0	4	239	522	45.79%	155	80	0	235
0187	0	0	10	370	819	45.18%	248	112	0	360
0188	0	0	5	327	738	44.31%	218	103	1	322
0189	0	0	8	338	750	45.07%	230	100	0	330
0190	0	0	3	224	532	42.11%	141	79	1	221
0191	0	0	0	0	1	0.00%	0	0	0	0
0192	0	0	3	193	703	27.45%	106	83	1	190
0193	0	0	10	222	417	53.24%	153	59	0	212
0301	0	0	2	57	305	18.69%	27	28	0	55
0302	0	0	5	185	871	21.24%	98	82	0	180
0303	0	0	5	202	964	20.95%	98	99	0	197

**Canvass Report — Total Voters — Official
Primary — Yakima County, Washington — August 07, 2018**

Total Number of Voters: 39,844 of 114,826 = 34.70%

Precincts Reporting 0 of 174 = 0.00%

Partisan Office; Congressional District 4; U.S. Representative

Precinct	Blank Ballots Cast	Over Votes	Under Votes	Total Ballots Cast	Registered Voters	Percent Turnout	Dan Newhouse	Christine Brown	Write-In	Totals
0304	0	0	2	92	246	37.40%	54	36	0	90
0305	0	0	0	8	33	24.24%	4	4	0	8
0306	0	0	2	274	919	29.82%	156	116	0	272
0307	0	0	0	13	74	17.57%	13	0	0	13
0308	0	0	0	1	6	16.67%	1	0	0	1
0501	0	0	9	206	1,037	19.86%	89	108	0	197
0701	0	0	2	75	270	27.78%	35	38	0	73
0901	0	0	1	126	623	20.22%	36	89	0	125
1101	0	0	5	270	1,017	26.55%	170	94	1	265
1103	0	0	4	269	827	32.53%	181	83	1	265
1301	0	0	4	200	475	42.11%	128	67	1	196
1501	0	0	21	298	882	33.79%	171	106	0	277
1502	0	0	24	512	1,143	44.79%	335	150	3	488
1503	0	0	25	426	869	49.02%	281	118	2	401
1504	0	0	32	473	1,084	43.63%	293	147	1	441
1701	0	0	5	206	1,004	20.52%	85	116	0	201
1703	0	0	4	195	767	25.42%	109	81	1	191
1704	0	0	0	0	0	0.00%	0	0	0	0
1705	0	0	6	370	809	45.74%	224	140	0	364
1706	0	0	8	211	1,244	16.96%	98	105	0	203
1708	0	1	9	193	962	20.06%	107	75	1	183
1901	0	0	7	109	437	24.94%	58	44	0	102
2101	0	0	8	187	1,011	18.50%	64	115	0	179
2102	0	0	1	164	768	21.35%	63	100	0	163
2103	0	0	6	178	1,083	16.44%	67	105	0	172
2301	0	0	11	230	820	28.05%	126	92	1	219
2303	0	0	3	194	716	27.09%	115	76	0	191
2306	0	0	6	284	1,125	25.24%	176	102	0	278
2501	0	0	7	160	988	16.19%	46	107	0	153
2502	0	0	1	65	560	11.61%	20	44	0	64
2701	0	0	2	171	477	35.85%	117	51	1	169
2702	2	0	13	431	1,015	42.46%	296	120	2	418

**Canvass Report — Total Voters — Official
Primary — Yakima County, Washington — August 07, 2018**

Total Number of Voters: 39,844 of 114,826 = 34.70%

Precincts Reporting 0 of 174 = 0.00%

Partisan Office; Congressional District 4; U.S. Representative

Precinct	Blank Ballots Cast	Over Votes	Under Votes	Total Ballots Cast	Registered Voters	Percent Turnout	Dan Newhouse	Christine Brown	Write-In	Totals
3002	1	0	2	67	258	25.97%	49	15	1	65
3004	0	0	0	12	30	40.00%	9	3	0	12
3100	0	0	1	273	834	32.73%	190	80	2	272
3101	0	0	1	151	431	35.03%	112	38	0	150
3102	0	0	4	233	884	26.36%	129	100	0	229
3103	0	0	3	159	711	22.36%	76	79	1	156
3104	0	0	6	338	906	37.31%	238	92	2	332
3105	0	0	0	25	109	22.94%	20	5	0	25
3106	1	0	8	263	688	38.23%	167	88	0	255
3203	0	0	10	354	840	42.14%	261	83	0	344
3205	0	0	13	410	1,128	36.35%	284	109	4	397
3206	0	0	7	410	832	49.28%	300	103	0	403
3208	0	0	3	32	138	23.19%	20	9	0	29
3301	0	0	4	215	567	37.92%	160	51	0	211
3303	0	0	4	116	426	27.23%	75	35	2	112
3304	0	0	5	317	798	39.72%	235	77	0	312
3305	0	0	8	259	696	37.21%	196	53	2	251
3308	1	0	4	293	779	37.61%	220	67	2	289
3309	0	0	5	168	731	22.98%	87	76	0	163
3310	0	0	7	225	1,088	20.68%	111	104	3	218
3311	0	0	11	468	1,041	44.96%	336	119	2	457
3401	0	0	4	81	526	15.40%	36	41	0	77
3504	0	0	0	8	22	36.36%	7	0	1	8
3601	0	0	0	32	57	56.14%	27	5	0	32
3602	0	0	10	465	1,168	39.81%	329	126	0	455
3605	1	0	9	302	823	36.70%	222	69	2	293
3701	0	0	3	208	757	27.48%	133	71	1	205
3900	0	0	18	378	862	43.85%	266	89	5	360
3901	0	0	11	180	425	42.35%	135	34	0	169
3902	0	0	3	113	364	31.04%	76	34	0	110
3903	0	0	20	504	1,136	44.37%	360	123	1	484
3904	0	0	8	347	790	43.92%	227	111	1	339

**Canvass Report — Total Voters — Official
Primary — Yakima County, Washington — August 07, 2018**

Total Number of Voters: 39,844 of 114,826 = 34.70%

Precincts Reporting 0 of 174 = 0.00%

Partisan Office; Congressional District 4; U.S. Representative

Precinct	Blank Ballots Cast	Over Votes	Under Votes	Total Ballots Cast	Registered Voters	Percent Turnout	Dan Newhouse	Christine Brown	Write-In	Totals
3905	0	0	0	106	256	41.41%	78	25	3	106
4001	0	0	1	88	492	17.89%	48	39	0	87
4002	0	0	0	82	321	25.55%	55	27	0	82
4003	0	1	8	417	1,179	35.37%	315	93	0	408
4005	0	0	4	186	434	42.86%	135	47	0	182
4102	0	0	12	383	776	49.36%	283	88	0	371
4104	0	0	3	231	640	36.09%	143	85	0	228
4105	0	0	5	138	385	35.84%	110	23	0	133
4106	0	0	12	276	658	41.95%	198	64	2	264
4108	0	0	13	263	528	49.81%	171	78	1	250
4109	0	1	10	371	1,148	32.32%	261	96	3	360
4111	0	0	11	384	857	44.81%	256	111	6	373
4112	0	0	21	568	1,179	48.18%	390	154	3	547
4114	0	0	7	286	782	36.57%	202	76	1	279
4115	0	0	6	277	627	44.18%	212	56	3	271
4303	1	0	6	88	270	32.59%	62	19	1	82
4401	1	0	6	167	430	38.84%	109	51	1	161
4402	0	0	7	234	562	41.64%	174	53	0	227
4501	0	0	1	63	291	21.65%	40	22	0	62
4503	0	0	0	33	73	45.21%	27	6	0	33
4504	1	0	7	271	575	47.13%	175	88	1	264
4601	0	0	6	148	303	48.84%	104	37	1	142
4602	0	0	18	217	543	39.96%	125	70	4	199
4603	0	0	18	446	889	50.17%	313	113	2	428
4604	0	0	7	194	356	54.49%	141	44	2	187
4605	0	0	3	149	447	33.33%	113	33	0	146
4606	1	0	15	441	1,061	41.56%	270	156	0	426
4609	0	0	4	125	337	37.09%	94	26	1	121
4615	0	0	7	210	708	29.66%	144	59	0	203
4616	0	0	0	122	322	37.89%	101	20	1	122
4618	0	0	2	182	566	32.16%	128	51	1	180
4623	0	0	1	39	118	33.05%	24	14	0	38

**Canvass Report — Total Voters — Official
Primary — Yakima County, Washington — August 07, 2018**

Total Number of Voters: 39,844 of 114,826 = 34.70%

Precincts Reporting 0 of 174 = 0.00%

Partisan Office; Congressional District 4; U.S. Representative

Precinct	Blank Ballots Cast	Over Votes	Under Votes	Total Ballots Cast	Registered Voters	Percent Turnout	Dan Newhouse	Christine Brown	Write-In	Totals
4624	0	0	1	150	322	46.58%	103	46	0	149
4628	0	0	1	100	355	28.17%	80	19	0	99
4801	0	0	18	459	1,170	39.23%	353	86	2	441
4802	0	0	25	597	1,232	48.46%	351	220	1	572
5001	0	0	0	75	261	28.74%	41	33	1	75
5003	0	0	8	307	773	39.72%	241	57	1	299
5010	0	0	1	120	229	52.40%	85	34	0	119
5012	0	0	3	206	1,055	19.53%	115	88	0	203
5014	0	0	9	314	803	39.10%	216	87	2	305
5016	0	0	13	202	474	42.62%	138	51	0	189
5020	0	0	6	217	460	47.17%	157	53	1	211
5101	0	0	4	171	384	44.53%	118	48	1	167
5202	0	0	0	0	5	0.00%	0	0	0	0
Provisional	0	0	0	0	0	0.00%	0	0	0	0
Totals:	15	6	1,107	39,844	114,826		24,596	13,994	141	38,731

**Canvass Report — Total Voters — Official
Primary — Yakima County, Washington — August 07, 2018**

Total Number of Voters: 39,844 of 114,826 = 34.70%

Precincts Reporting 0 of 174 = 0.00%

Legislative District 13; Senator

Precinct	Blank Ballots Cast	Over Votes	Under Votes	Total Ballots Cast	Registered Voters	Percent Turnout	Judy Warrnick	Write-In	Totals
3900	0	0	63	378	862	43.85%	306	9	315
3901	0	0	31	180	425	42.35%	145	4	149
3903	0	0	100	504	1,136	44.37%	392	12	404
Provisional	0	0	0	0	0	0.00%	0	0	0
Totals:	0	0	194	1,062	2,423		843	25	868

**Canvass Report — Total Voters — Official
Primary — Yakima County, Washington — August 07, 2018**

Total Number of Voters: 39,844 of 114,826 = 34.70%

Precincts Reporting 0 of 174 = 0.00%

Legislative District 13; Representative, Position 1

Precinct	Blank Ballots Cast	Over Votes	Under Votes	Total Ballots Cast	Registered Voters	Percent Turnout	Jesse Hegstrom Oakey	Tom Dent	Write-In	Totals
3900	0	0	33	378	862	43.85%	90	253	2	345
3901	0	0	13	180	425	42.35%	31	136	0	167
3903	0	1	38	504	1,136	44.37%	104	361	0	465
Provisional	0	0	0	0	0	0.00%	0	0	0	0
Totals:	0	1	84	1,062	2,423		225	750	2	977

**Canvass Report — Total Voters — Official
Primary — Yakima County, Washington — August 07, 2018**

Total Number of Voters: 39,844 of 114,826 = 34.70%

Precincts Reporting 0 of 174 = 0.00%

Legislative District 13; Representative, Position 2

Precinct	Blank Ballots Cast	Over Votes	Under Votes	Total Ballots Cast	Registered Voters	Percent Turnout	Sylvia Hammond	Matt Manweiler	Write-In	Totals
3900	0	0	33	378	862	43.85%	86	256	3	345
3901	0	0	11	180	425	42.35%	39	129	1	169
3903	0	0	40	504	1,136	44.37%	125	339	0	464
Provisional	0	0	0	0	0	0.00%	0	0	0	0
Totals:	0	0	84	1,062	2,423		250	724	4	978

**Canvass Report — Total Voters — Official
Primary — Yakima County, Washington — August 07, 2018**

Total Number of Voters: 39,844 of 114,826 = 34.70%

Precincts Reporting 0 of 174 = 0.00%

Legislative District 14; Representative, Position 1

Precinct	Blank Ballots Cast	Over Votes	Under Votes	Total Ballots Cast	Registered Voters	Percent Turnout	Chris Corry	Kathy Coffey	Sasha Bentley	Earl Steven Lee	Write-In	Totals
0101	0	1	6	141	431	32.71%	39	36	43	16	0	134
0102	0	0	4	62	327	18.96%	21	14	19	4	0	58
0110	0	0	2	317	803	39.48%	101	73	124	17	0	315
0112	0	0	2	60	410	14.63%	15	11	24	8	0	58
0113	0	1	1	153	1,087	14.08%	34	26	67	24	0	151
0116	0	0	6	156	538	29.00%	44	31	67	7	1	150
0118	0	0	2	114	372	30.65%	24	35	38	15	0	112
0120	1	0	8	134	966	13.87%	34	20	54	18	0	126
0126	0	0	4	138	832	16.59%	26	30	63	15	0	134
0127	0	0	2	260	1,077	24.14%	76	52	92	38	0	258
0129	0	0	2	179	647	27.67%	53	30	77	17	0	177
0130	0	0	17	404	1,149	35.16%	118	97	155	17	0	387
0131	0	0	5	366	882	41.50%	108	71	164	17	1	361
0132	0	0	11	250	906	27.59%	82	63	80	14	0	239
0133	0	0	9	353	1,143	30.88%	140	88	90	26	0	344
0134	0	0	12	502	1,151	43.61%	185	134	143	28	0	490
0135	0	0	7	284	572	49.65%	103	59	107	8	0	277
0138	0	0	13	507	1,043	48.61%	181	126	167	19	1	494
0139	0	1	17	458	944	48.52%	160	111	133	36	0	440
0142	1	0	5	238	486	48.97%	100	54	63	15	1	233
0144	0	0	0	0	5	0.00%	0	0	0	0	0	0
0145	0	2	2	171	809	21.14%	49	32	69	17	0	167
0153	0	0	6	299	830	36.02%	141	61	81	10	0	293
0154	0	1	12	368	1,189	30.95%	130	87	111	25	2	355
0163	1	0	13	454	804	56.47%	212	98	112	19	0	441
0167	0	0	12	479	956	50.10%	205	104	132	26	0	467
0168	0	0	12	410	744	55.11%	164	104	119	10	1	398
0169	0	0	10	519	1,071	48.46%	220	124	144	21	0	509
0170	0	0	4	173	457	37.86%	58	31	72	8	0	169
0171	0	0	3	145	333	43.54%	52	33	47	8	2	142
0173	0	0	5	233	668	34.88%	93	55	76	4	0	228
0177	0	0	10	444	1,048	42.37%	196	92	121	24	1	434

**Canvass Report — Total Voters — Official
Primary — Yakima County, Washington — August 07, 2018**

Total Number of Voters: 39,844 of 114,826 = 34.70%

Precincts Reporting 0 of 174 = 0.00%

Legislative District 14; Representative, Position 1

Precinct	Blank Ballots Cast	Over Votes	Under Votes	Total Ballots Cast	Registered Voters	Percent Turnout	Chris Corry	Kathy Coffey	Sasha Bentley	Earl Steven Lee	Write-In	Totals
0179	0	0	15	427	894	47.76%	171	98	116	25	2	412
0180	0	0	6	364	932	39.06%	148	90	98	20	2	358
0181	0	1	13	474	948	50.00%	232	98	104	26	0	460
0182	1	1	20	561	1,270	44.17%	260	127	139	13	1	540
0183	0	0	8	330	727	45.39%	145	88	78	11	0	322
0185	1	0	16	386	868	44.47%	175	96	83	16	0	370
0186	0	0	4	239	522	45.79%	119	54	56	6	0	235
0187	0	0	11	370	819	45.18%	212	56	79	12	0	359
0188	0	0	5	327	738	44.31%	154	79	83	6	0	322
0189	0	0	8	338	750	45.07%	170	70	78	12	0	330
0190	0	0	5	224	532	42.11%	102	51	60	6	0	219
0191	0	0	0	0	1	0.00%	0	0	0	0	0	0
0192	0	0	0	193	703	27.45%	66	48	63	16	0	193
0193	0	0	3	222	417	53.24%	114	54	46	4	1	219
0701	0	0	3	75	270	27.78%	20	14	28	10	0	72
1301	0	0	8	200	475	42.11%	89	54	41	8	0	192
1901	0	0	3	109	437	24.94%	39	22	38	7	0	106
3004	0	0	0	12	30	40.00%	7	2	2	1	0	12
3102	0	1	4	233	884	26.36%	89	42	71	26	0	228
3203	0	0	10	354	840	42.14%	181	99	59	5	0	344
3205	0	0	17	410	1,128	36.35%	208	90	85	9	1	393
3208	0	0	1	32	138	23.19%	15	10	5	1	0	31
3305	0	0	12	259	696	37.21%	118	80	37	12	0	247
3308	1	0	7	293	779	37.61%	172	58	44	12	0	286
3309	0	0	6	168	731	22.98%	34	59	58	11	0	162
3310	0	0	12	225	1,088	20.68%	70	40	86	16	1	213
3605	1	0	10	302	823	36.70%	146	83	54	9	0	292
3701	0	0	3	208	757	27.48%	100	40	48	17	0	205
3904	0	0	8	347	790	43.92%	149	91	88	10	1	339
3905	0	0	2	106	256	41.41%	61	19	19	5	0	104
4001	0	0	0	88	492	17.89%	24	28	25	11	0	88
4102	0	0	16	383	776	49.36%	208	81	64	14	0	367

**Canvass Report — Total Voters — Official
Primary — Yakima County, Washington — August 07, 2018**

Total Number of Voters: 39,844 of 114,826 = 34.70%

Precincts Reporting 0 of 174 = 0.00%

Legislative District 14; Representative, Position 1

Precinct	Blank Ballots Cast	Over Votes	Under Votes	Total Ballots Cast	Registered Voters	Percent Turnout	Chris Corry	Kathy Coffey	Sasha Bentley	Earl Steven Lee	Write-In	Totals
4104	0	0	3	231	640	36.09%	96	61	55	16	0	228
4114	0	0	9	286	782	36.57%	138	80	47	12	0	277
4115	0	0	10	277	627	44.18%	153	61	45	7	1	267
4503	0	0	0	33	73	45.21%	19	8	5	1	0	33
4601	0	0	2	148	303	48.84%	67	45	29	5	0	146
4609	0	1	0	125	337	37.09%	76	29	16	3	0	124
4623	0	0	0	39	118	33.05%	26	1	11	1	0	39
4801	0	0	9	459	1,170	39.23%	266	111	59	13	1	450
5003	0	0	6	307	773	39.72%	152	105	36	7	1	301
5010	0	0	5	120	229	52.40%	60	33	19	3	0	115
5012	0	0	7	206	1,055	19.53%	81	37	62	19	0	199
5014	0	0	12	314	803	39.10%	134	93	69	6	0	302
5020	0	0	7	217	460	47.17%	111	54	39	5	1	210
Provisional	0	0	0	0	0	0.00%	0	0	0	0	0	0
Totals:	7	10	530	19,792	53,561		8,341	4,621	5,281	986	23	19,252

**Canvass Report — Total Voters — Official
Primary — Yakima County, Washington — August 07, 2018**

Total Number of Voters: 39,844 of 114,826 = 34.70%

Precincts Reporting 0 of 174 = 0.00%

Legislative District 14; Representative, Position 2

Precinct	Blank Ballots Cast	Over Votes	Under Votes	Total Ballots Cast	Registered Voters	Percent Turnout	Noah Ramirez	Liz Hallock	Gina Mosbrucker	Write-In	Totals
0101	0	0	9	141	431	32.71%	32	42	58	0	132
0102	0	1	3	62	327	18.96%	17	15	26	0	58
0110	0	0	14	317	803	39.48%	39	117	145	2	303
0112	0	0	2	60	410	14.63%	19	23	16	0	58
0113	0	1	2	153	1,087	14.08%	56	49	45	0	150
0116	0	0	7	156	538	29.00%	21	60	67	1	149
0118	0	0	6	114	372	30.65%	30	36	42	0	108
0120	1	0	9	134	966	13.87%	48	42	35	0	125
0126	0	1	3	138	832	16.59%	53	48	33	0	134
0127	0	0	10	260	1,077	24.14%	53	89	108	0	250
0129	0	0	10	179	647	27.67%	53	55	61	0	169
0130	0	0	23	404	1,149	35.16%	52	140	189	0	381
0131	0	0	19	366	882	41.50%	48	139	159	1	347
0132	0	0	14	250	906	27.59%	38	78	120	0	236
0133	0	0	20	353	1,143	30.88%	52	95	185	1	333
0134	0	0	28	502	1,151	43.61%	46	146	281	1	474
0135	0	1	14	284	572	49.65%	28	115	126	0	269
0138	0	1	39	507	1,043	48.61%	58	166	242	1	467
0139	0	1	31	458	944	48.52%	36	147	243	0	426
0142	1	0	15	238	486	48.97%	28	65	129	1	223
0144	0	0	0	0	5	0.00%	0	0	0	0	0
0145	0	2	3	171	809	21.14%	47	52	67	0	166
0153	0	0	13	299	830	36.02%	36	72	178	0	286
0154	0	1	26	368	1,189	30.95%	52	102	186	1	341
0163	1	0	39	454	804	56.47%	41	102	272	0	415
0167	0	0	28	479	956	50.10%	63	108	279	1	451
0168	0	1	27	410	744	55.11%	34	109	238	1	382
0169	0	0	27	519	1,071	48.46%	47	117	327	1	492
0170	0	0	12	173	457	37.86%	28	61	72	0	161
0171	0	0	4	145	333	43.54%	18	54	67	2	141
0173	0	0	13	233	668	34.88%	25	60	134	1	220
0177	0	0	24	444	1,048	42.37%	51	108	260	1	420

**Canvass Report — Total Voters — Official
Primary — Yakima County, Washington — August 07, 2018**

Total Number of Voters: 39,844 of 114,826 = 34.70%

Precincts Reporting 0 of 174 = 0.00%

Legislative District 14; Representative, Position 2

Precinct	Blank Ballots Cast	Over Votes	Under Votes	Total Ballots Cast	Registered Voters	Percent Turnout	Noah Ramirez	Liz Hallock	Gina Mosbrucker	Write-In	Totals
0179	0	0	27	427	894	47.76%	47	106	245	2	400
0180	0	0	18	364	932	39.06%	40	92	212	2	346
0181	0	0	32	474	948	50.00%	34	99	309	0	442
0182	1	0	30	561	1,270	44.17%	53	133	342	3	531
0183	0	0	17	330	727	45.39%	31	78	203	1	313
0185	1	0	35	386	868	44.47%	25	93	232	1	351
0186	0	0	12	239	522	45.79%	24	44	159	0	227
0187	0	0	19	370	819	45.18%	36	76	239	0	351
0188	0	0	12	327	738	44.31%	28	72	215	0	315
0189	0	0	17	338	750	45.07%	37	74	210	0	321
0190	0	0	15	224	532	42.11%	21	58	130	0	209
0191	0	0	0	0	1	0.00%	0	0	0	0	0
0192	0	0	12	193	703	27.45%	36	54	91	0	181
0193	0	0	13	222	417	53.24%	5	52	152	0	209
0701	0	0	1	75	270	27.78%	13	30	31	0	74
1301	0	0	14	200	475	42.11%	9	53	122	2	186
1901	0	0	5	109	437	24.94%	19	26	59	0	104
3004	0	0	0	12	30	40.00%	0	5	7	0	12
3102	0	1	11	233	884	26.36%	46	55	120	0	221
3203	0	1	14	354	840	42.14%	18	62	258	1	339
3205	0	0	27	410	1,128	36.35%	28	71	282	2	383
3208	0	0	3	32	138	23.19%	2	6	21	0	29
3305	0	0	18	259	696	37.21%	15	44	182	0	241
3308	1	0	16	293	779	37.61%	21	44	212	0	277
3309	0	0	8	168	731	22.98%	41	42	77	0	160
3310	0	0	11	225	1,088	20.68%	47	55	112	0	214
3605	1	1	21	302	823	36.70%	17	50	210	3	280
3701	0	0	5	208	757	27.48%	36	28	139	0	203
3904	0	1	20	347	790	43.92%	42	66	218	0	326
3905	0	0	4	106	256	41.41%	8	16	78	0	102
4001	0	1	1	88	492	17.89%	22	20	44	0	86
4102	0	0	20	383	776	49.36%	15	64	283	1	363

**Canvass Report — Total Voters — Official
Primary — Yakima County, Washington — August 07, 2018**

Total Number of Voters: 39,844 of 114,826 = 34.70%

Precincts Reporting 0 of 174 = 0.00%

Legislative District 14; Representative, Position 2

Precinct	Blank Ballots Cast	Over Votes	Under Votes	Total Ballots Cast	Registered Voters	Percent Turnout	Noah Ramirez	Liz Hallock	Gina Mosbrucker	Write-In	Totals
4104	0	0	7	231	640	36.09%	27	52	144	1	224
4114	0	0	9	286	782	36.57%	28	47	202	0	277
4115	0	0	13	277	627	44.18%	16	39	208	1	264
4503	0	0	0	33	73	45.21%	2	4	27	0	33
4601	0	0	9	148	303	48.84%	11	27	101	0	139
4609	0	1	3	125	337	37.09%	12	15	94	0	121
4623	0	0	2	39	118	33.05%	7	7	23	0	37
4801	0	0	19	459	1,170	39.23%	19	56	365	0	440
5003	0	0	14	307	773	39.72%	17	45	230	1	293
5010	0	0	7	120	229	52.40%	7	24	82	0	113
5012	0	1	5	206	1,055	19.53%	28	50	122	0	200
5014	0	0	26	314	803	39.10%	12	61	215	0	288
5020	0	0	20	217	460	47.17%	14	38	144	1	197
Provisional	0	0	0	0	0	0.00%	0	0	0	0	0
Totals:	7	17	1,086	19,792	53,561		2,265	4,845	11,541	38	18,689

**Canvass Report — Total Voters — Official
Primary — Yakima County, Washington — August 07, 2018**

Total Number of Voters: 39,844 of 114,826 = 34.70%

Precincts Reporting 0 of 174 = 0.00%

Legislative District 15; Senator

Precinct	Blank Ballots Cast	Over Votes	Under Votes	Total Ballots Cast	Registered Voters	Percent Turnout	Jim Honeyford	Bengie Aguilar	Write-In	Totals
0103	0	0	9	117	564	20.74%	52	56	0	108
0104	0	0	1	38	278	13.67%	11	26	0	37
0105	0	0	3	74	504	14.68%	30	41	0	71
0111	0	0	18	268	855	31.35%	171	77	2	250
0123	0	0	2	41	325	12.62%	16	23	0	39
0124	0	0	2	72	554	13.00%	36	33	1	70
0140	0	0	5	281	1,169	24.04%	166	109	1	276
0143	0	0	3	110	379	29.02%	49	58	0	107
0150	0	0	10	170	766	22.19%	79	80	1	160
0155	0	0	16	357	873	40.89%	232	109	0	341
0156	0	0	10	179	684	26.17%	87	80	2	169
0158	0	0	10	98	458	21.40%	43	43	2	88
0162	0	0	5	96	263	36.50%	58	33	0	91
0175	0	0	6	173	439	39.41%	109	58	0	167
0301	0	0	0	57	305	18.69%	28	29	0	57
0302	0	0	8	185	871	21.24%	95	82	0	177
0303	0	0	6	202	964	20.95%	98	98	0	196
0304	0	0	3	92	246	37.40%	52	37	0	89
0305	0	0	0	8	33	24.24%	7	1	0	8
0306	0	0	3	274	919	29.82%	155	115	1	271
0307	0	0	0	13	74	17.57%	13	0	0	13
0308	0	0	0	1	6	16.67%	1	0	0	1
0501	0	0	7	206	1,037	19.86%	78	121	0	199
0901	0	0	1	126	623	20.22%	25	100	0	125
1101	0	0	9	270	1,017	26.55%	178	82	1	261
1103	0	0	16	269	827	32.53%	190	63	0	253
1501	0	0	31	298	882	33.79%	172	94	1	267
1502	0	0	45	512	1,143	44.79%	326	137	4	467
1503	0	0	39	426	869	49.02%	283	103	1	387
1504	0	0	67	473	1,084	43.63%	287	117	2	406
1701	0	0	3	206	1,004	20.52%	78	123	2	203
1703	0	0	6	195	767	25.42%	103	86	0	189

**Canvass Report — Total Voters — Official
Primary — Yakima County, Washington — August 07, 2018**

Total Number of Voters: 39,844 of 114,826 = 34.70%

Precincts Reporting 0 of 174 = 0.00%

Legislative District 15; Senator

Precinct	Blank Ballots Cast	Over Votes	Under Votes	Total Ballots Cast	Registered Voters	Percent Turnout	Jim Honeyford	Bengie Aguilar	Write-In	Totals
1704	0	0	0	0	0	0.00%	0	0	0	0
1705	0	0	8	370	809	45.74%	211	150	1	362
1706	0	0	5	211	1,244	16.96%	82	124	0	206
1708	0	1	3	193	962	20.06%	83	105	1	189
2101	0	0	11	187	1,011	18.50%	62	114	0	176
2102	0	0	3	164	768	21.35%	68	93	0	161
2103	0	0	6	178	1,083	16.44%	65	107	0	172
2301	0	0	9	230	820	28.05%	136	85	0	221
2303	0	0	10	194	716	27.09%	122	62	0	184
2306	0	0	10	284	1,125	25.24%	180	93	1	274
2501	0	0	12	160	988	16.19%	40	107	1	148
2502	0	0	0	65	560	11.61%	16	49	0	65
2701	0	0	6	171	477	35.85%	118	47	0	165
2702	2	0	19	431	1,015	42.46%	312	100	0	412
3002	1	0	4	67	258	25.97%	48	13	2	63
3100	0	0	9	273	834	32.73%	194	70	0	264
3101	0	0	5	151	431	35.03%	109	37	0	146
3103	0	0	0	159	711	22.36%	82	76	1	159
3104	0	0	7	338	906	37.31%	237	93	1	331
3105	0	0	2	25	109	22.94%	20	3	0	23
3106	1	0	10	263	688	38.23%	182	70	1	253
3206	0	0	25	410	832	49.28%	289	95	1	385
3301	0	0	6	215	567	37.92%	162	47	0	209
3303	0	0	6	116	426	27.23%	69	41	0	110
3304	0	0	12	317	798	39.72%	238	65	2	305
3311	0	0	15	468	1,041	44.96%	355	98	0	453
3401	0	0	1	81	526	15.40%	38	42	0	80
3504	0	0	1	8	22	36.36%	7	0	0	7
3601	0	0	0	32	57	56.14%	29	3	0	32
3602	0	0	22	465	1,168	39.81%	336	107	0	443
3902	0	0	2	113	364	31.04%	79	32	0	111
4002	0	0	3	82	321	25.55%	54	25	0	79

**Canvass Report — Total Voters — Official
Primary — Yakima County, Washington — August 07, 2018**

Total Number of Voters: 39,844 of 114,826 = 34.70%

Precincts Reporting 0 of 174 = 0.00%

Legislative District 15; Senator

Precinct	Blank Ballots Cast	Over Votes	Under Votes	Total Ballots Cast	Registered Voters	Percent Turnout	Jim Honeyford	Bengie Aguilar	Write-In	Totals
4003	0	1	22	417	1,179	35.37%	314	79	1	394
4005	0	0	8	186	434	42.86%	135	42	1	178
4105	0	0	6	138	385	35.84%	107	25	0	132
4106	0	0	8	276	658	41.95%	210	57	1	268
4108	0	0	25	263	528	49.81%	171	65	2	238
4109	0	0	5	371	1,148	32.32%	275	87	4	366
4111	0	0	22	384	857	44.81%	274	88	0	362
4112	0	0	50	568	1,179	48.18%	381	137	0	518
4303	1	0	3	88	270	32.59%	67	17	1	85
4401	1	0	7	167	430	38.84%	116	43	1	160
4402	0	0	8	234	562	41.64%	181	45	0	226
4501	0	0	3	63	291	21.65%	42	17	1	60
4504	1	0	19	271	575	47.13%	178	74	0	252
4602	0	0	20	217	543	39.96%	132	63	2	197
4603	0	0	23	446	889	50.17%	323	100	0	423
4604	0	0	16	194	356	54.49%	138	40	0	178
4605	0	0	7	149	447	33.33%	121	21	0	142
4606	1	0	27	441	1,061	41.56%	280	133	1	414
4615	0	0	5	210	708	29.66%	141	63	1	205
4616	0	0	4	122	322	37.89%	98	20	0	118
4618	0	0	2	182	566	32.16%	133	46	1	180
4624	0	0	3	150	322	46.58%	115	32	0	147
4628	0	0	2	100	355	28.17%	75	23	0	98
4802	0	0	37	597	1,232	48.46%	370	190	0	560
5001	0	0	1	75	261	28.74%	47	27	0	74
5016	0	0	20	202	474	42.62%	139	43	0	182
5101	0	0	8	171	384	44.53%	119	43	1	163
5202	0	0	0	0	5	0.00%	0	0	0	0
Provisional	0	0	0	0	0	0.00%	0	0	0	0
Totals:	8	2	937	18,990	58,840		12,013	5,987	51	18,051

**Canvass Report — Total Voters — Official
Primary — Yakima County, Washington — August 07, 2018**

Total Number of Voters: 39,844 of 114,826 = 34.70%

Precincts Reporting 0 of 174 = 0.00%

Legislative District 15; Representative, Position 1

Precinct	Blank Ballots Cast	Over Votes	Under Votes	Total Ballots Cast	Registered Voters	Percent Turnout	Bruce Chandler	Jack McEntire	Write-In	Totals
0103	0	0	9	117	564	20.74%	54	54	0	108
0104	0	0	3	38	278	13.67%	9	26	0	35
0105	0	0	2	74	504	14.68%	27	45	0	72
0111	0	0	18	268	855	31.35%	166	83	1	250
0123	0	0	2	41	325	12.62%	17	22	0	39
0124	0	0	2	72	554	13.00%	31	39	0	70
0140	0	0	9	281	1,169	24.04%	152	120	0	272
0143	0	0	4	110	379	29.02%	49	57	0	106
0150	0	0	9	170	766	22.19%	78	82	1	161
0155	0	0	18	357	873	40.89%	224	115	0	339
0156	0	0	11	179	684	26.17%	92	76	0	168
0158	0	0	9	98	458	21.40%	42	46	1	89
0162	0	0	4	96	263	36.50%	61	31	0	92
0175	0	0	9	173	439	39.41%	103	61	0	164
0301	0	0	3	57	305	18.69%	25	29	0	54
0302	0	0	12	185	871	21.24%	87	86	0	173
0303	0	0	14	202	964	20.95%	98	90	0	188
0304	0	0	4	92	246	37.40%	57	31	0	88
0305	0	0	0	8	33	24.24%	7	1	0	8
0306	0	0	7	274	919	29.82%	166	101	0	267
0307	0	0	0	13	74	17.57%	13	0	0	13
0308	0	0	0	1	6	16.67%	1	0	0	1
0501	0	0	14	206	1,037	19.86%	87	105	0	192
0901	0	0	8	126	623	20.22%	29	89	0	118
1101	0	0	12	270	1,017	26.55%	171	87	0	258
1103	0	0	16	269	827	32.53%	171	82	0	253
1501	0	0	31	298	882	33.79%	170	97	0	267
1502	0	0	48	512	1,143	44.79%	322	140	2	464
1503	0	0	38	426	869	49.02%	277	110	1	388
1504	0	0	64	473	1,084	43.63%	277	131	1	409
1701	0	0	14	206	1,004	20.52%	82	108	2	192
1703	0	0	13	195	767	25.42%	106	76	0	182

**Canvass Report — Total Voters — Official
Primary — Yakima County, Washington — August 07, 2018**

Total Number of Voters: 39,844 of 114,826 = 34.70%

Precincts Reporting 0 of 174 = 0.00%

Legislative District 15; Representative, Position 1

Precinct	Blank Ballots Cast	Over Votes	Under Votes	Total Ballots Cast	Registered Voters	Percent Turnout	Bruce Chandler	Jack McEntire	Write-In	Totals
1704	0	0	0	0	0	0.00%	0	0	0	0
1705	0	0	15	370	809	45.74%	214	141	0	355
1706	0	0	11	211	1,244	16.96%	96	104	0	200
1708	0	1	17	193	962	20.06%	91	84	0	175
2101	0	0	8	187	1,011	18.50%	64	115	0	179
2102	0	0	8	164	768	21.35%	71	85	0	156
2103	0	0	9	178	1,083	16.44%	70	99	0	169
2301	0	0	9	230	820	28.05%	120	101	0	221
2303	0	0	12	194	716	27.09%	117	65	0	182
2306	0	0	12	284	1,125	25.24%	171	100	1	272
2501	0	0	15	160	988	16.19%	42	103	0	145
2502	0	0	2	65	560	11.61%	18	45	0	63
2701	0	0	6	171	477	35.85%	120	44	1	165
2702	2	0	16	431	1,015	42.46%	314	101	0	415
3002	1	0	4	67	258	25.97%	48	15	0	63
3100	0	0	9	273	834	32.73%	192	72	0	264
3101	0	0	6	151	431	35.03%	114	31	0	145
3103	0	0	1	159	711	22.36%	78	79	1	158
3104	0	0	10	338	906	37.31%	240	87	1	328
3105	0	0	2	25	109	22.94%	19	4	0	23
3106	1	0	12	263	688	38.23%	170	81	0	251
3206	0	0	25	410	832	49.28%	286	99	0	385
3301	0	0	11	215	567	37.92%	158	46	0	204
3303	0	0	7	116	426	27.23%	79	30	0	109
3304	0	0	11	317	798	39.72%	237	68	1	306
3311	0	0	21	468	1,041	44.96%	349	98	0	447
3401	0	0	0	81	526	15.40%	37	44	0	81
3504	0	0	0	8	22	36.36%	8	0	0	8
3601	0	0	0	32	57	56.14%	29	3	0	32
3602	0	0	17	465	1,168	39.81%	331	117	0	448
3902	0	0	4	113	364	31.04%	77	30	2	109
4002	0	0	2	82	321	25.55%	58	22	0	80

Canvass Report — Total Voters — Official Primary — Yakima County, Washington — August 07, 2018

Page 46 of 114

08/21/2018 08:36 AM

Total Number of Voters: 39,844 of 114,826 = 34.70%

Precincts Reporting 0 of 174 = 0.00%

Legislative District 15; Representative, Position 1

Precinct	Blank Ballots Cast	Over Votes	Under Votes	Total Ballots Cast	Registered Voters	Percent Turnout	Bruce Chandler	Jack McEntire	Write-In	Totals
4003	0	1	20	417	1,179	35.37%	306	89	1	396
4005	0	0	9	186	434	42.86%	134	43	0	177
4105	0	0	6	138	385	35.84%	107	25	0	132
4106	0	0	6	276	658	41.95%	210	60	0	270
4108	0	0	20	263	528	49.81%	172	71	0	243
4109	0	0	17	371	1,148	32.32%	255	98	1	354
4111	0	0	22	384	857	44.81%	267	95	0	362
4112	0	0	51	568	1,179	48.18%	373	142	2	517
4303	1	0	6	88	270	32.59%	65	17	0	82
4401	1	0	8	167	430	38.84%	115	43	1	159
4402	0	0	12	234	562	41.64%	179	43	0	222
4501	0	0	4	63	291	21.65%	35	24	0	59
4504	1	0	18	271	575	47.13%	184	69	0	253
4602	0	0	20	217	543	39.96%	129	66	2	197
4603	0	0	23	446	889	50.17%	322	101	0	423
4604	0	0	11	194	356	54.49%	143	40	0	183
4605	0	0	8	149	447	33.33%	115	26	0	141
4606	1	0	28	441	1,061	41.56%	282	131	0	413
4615	0	0	10	210	708	29.66%	140	60	0	200
4616	0	0	5	122	322	37.89%	95	22	0	117
4618	0	0	7	182	566	32.16%	127	48	0	175
4624	0	0	6	150	322	46.58%	112	32	0	144
4628	0	0	0	100	355	28.17%	77	23	0	100
4802	0	0	31	597	1,232	48.46%	368	198	0	566
5001	0	0	3	75	261	28.74%	47	25	0	72
5016	0	0	20	202	474	42.62%	137	45	0	182
5101	0	0	9	171	384	44.53%	117	45	0	162
5202	0	0	0	0	5	0.00%	0	0	0	0
Provisional	0	0	0	0	0	0.00%	0	0	0	0
Totals:	8	2	1,069	18,990	58,840		11,882	6,014	23	17,919

**Canvass Report — Total Voters — Official
Primary — Yakima County, Washington — August 07, 2018**

Page 47 of 114

08/21/2018 08:36 AM

Total Number of Voters: 39,844 of 114,826 = 34.70%

Precincts Reporting 0 of 174 = 0.00%

Legislative District 15; Representative, Position 2

Precinct	Blank Ballots Cast	Over Votes	Under Votes	Total Ballots Cast	Registered Voters	Percent Turnout	Jeremie Dufault	David V. Taylor	A.J. Cooper	Mario Martinez	Write-In	Totals
0103	0	0	8	117	564	20.74%	32	26	39	12	0	109
0104	0	0	2	38	278	13.67%	8	0	19	8	1	36
0105	0	1	2	74	504	14.68%	21	10	28	12	0	71
0111	0	0	8	268	855	31.35%	135	52	59	13	1	260
0123	0	0	0	41	325	12.62%	14	3	18	6	0	41
0124	0	0	2	72	554	13.00%	21	16	28	5	0	70
0140	0	1	7	281	1,169	24.04%	117	47	87	22	0	273
0143	0	0	6	110	379	29.02%	39	17	38	10	0	104
0150	0	0	8	170	766	22.19%	55	31	62	12	2	162
0155	0	1	25	357	873	40.89%	160	80	78	12	1	331
0156	0	0	6	179	684	26.17%	74	31	58	10	0	173
0158	0	0	10	98	458	21.40%	28	17	32	10	1	88
0162	0	0	3	96	263	36.50%	43	19	27	4	0	93
0175	0	0	7	173	439	39.41%	81	28	50	7	0	166
0301	0	0	3	57	305	18.69%	18	8	22	6	0	54
0302	0	0	7	185	871	21.24%	69	24	68	17	0	178
0303	0	1	7	202	964	20.95%	84	22	70	18	0	194
0304	0	0	0	92	246	37.40%	44	14	26	8	0	92
0305	0	0	0	8	33	24.24%	2	3	1	2	0	8
0306	0	0	3	274	919	29.82%	144	40	76	11	0	271
0307	0	0	0	13	74	17.57%	11	2	0	0	0	13
0308	0	0	0	1	6	16.67%	1	0	0	0	0	1
0501	0	0	12	206	1,037	19.86%	44	27	91	32	0	194
0901	0	0	5	126	623	20.22%	8	14	72	27	0	121
1101	0	0	4	270	1,017	26.55%	124	65	60	16	1	266
1103	0	1	12	269	827	32.53%	117	72	61	6	0	256
1501	0	0	28	298	882	33.79%	124	48	84	12	2	270
1502	0	1	44	512	1,143	44.79%	227	112	110	17	1	467
1503	0	0	27	426	869	49.02%	233	76	83	7	0	399
1504	0	0	40	473	1,084	43.63%	239	75	109	9	1	433
1701	0	1	10	206	1,004	20.52%	64	26	77	27	1	195
1703	0	1	6	195	767	25.42%	78	34	58	18	0	188

**Canvass Report — Total Voters — Official
Primary — Yakima County, Washington — August 07, 2018**

Page 48 of 114

08/21/2018 08:36 AM

Total Number of Voters: 39,844 of 114,826 = 34.70%

Precincts Reporting 0 of 174 = 0.00%

Legislative District 15; Representative, Position 2

Precinct	Blank Ballots Cast	Over Votes	Under Votes	Total Ballots Cast	Registered Voters	Percent Turnout	Jeremie Dufault	David V. Taylor	A.J. Cooper	Mario Martinez	Write-In	Totals
1704	0	0	0	0	0	0.00%	0	0	0	0	0	0
1705	0	1	9	370	809	45.74%	159	81	102	18	0	360
1706	0	0	10	211	1,244	16.96%	62	32	86	21	0	201
1708	0	1	9	193	962	20.06%	65	28	68	22	0	183
2101	0	0	6	187	1,011	18.50%	42	22	91	26	0	181
2102	0	0	3	164	768	21.35%	55	20	75	11	0	161
2103	0	0	7	178	1,083	16.44%	52	21	65	33	0	171
2301	0	0	8	230	820	28.05%	97	45	67	13	0	222
2303	0	0	11	194	716	27.09%	89	38	42	13	1	183
2306	0	0	8	284	1,125	25.24%	136	64	62	14	0	276
2501	0	0	9	160	988	16.19%	21	16	77	37	0	151
2502	0	1	0	65	560	11.61%	10	9	31	14	0	64
2701	0	0	6	171	477	35.85%	79	43	35	8	0	165
2702	2	1	18	431	1,015	42.46%	197	114	90	11	0	412
3002	1	0	4	67	258	25.97%	31	18	11	3	0	63
3100	0	0	11	273	834	32.73%	126	62	58	16	0	262
3101	0	1	8	151	431	35.03%	76	36	25	5	0	142
3103	0	0	0	159	711	22.36%	44	38	70	7	0	159
3104	0	1	11	338	906	37.31%	135	93	79	18	1	326
3105	0	0	2	25	109	22.94%	9	10	2	2	0	23
3106	1	0	11	263	688	38.23%	126	57	63	6	0	252
3206	0	0	22	410	832	49.28%	223	79	77	9	0	388
3301	0	0	9	215	567	37.92%	118	47	36	5	0	206
3303	0	0	2	116	426	27.23%	36	42	27	9	0	114
3304	0	0	5	317	798	39.72%	117	133	55	7	0	312
3311	0	0	16	468	1,041	44.96%	225	130	85	12	0	452
3401	0	0	2	81	526	15.40%	22	10	36	11	0	79
3504	0	0	1	8	22	36.36%	4	3	0	0	0	7
3601	0	0	0	32	57	56.14%	11	18	3	0	0	32
3602	0	0	23	465	1,168	39.81%	228	121	82	10	1	442
3902	0	0	7	113	364	31.04%	32	44	25	5	0	106
4002	0	0	4	82	321	25.55%	25	23	25	5	0	78

Canvass Report — Total Voters — Official Primary — Yakima County, Washington — August 07, 2018

Total Number of Voters: 39,844 of 114,826 = 34.70%

Precincts Reporting 0 of 174 = 0.00%

Legislative District 15; Representative, Position 2

Precinct	Blank Ballots Cast	Over Votes	Under Votes	Total Ballots Cast	Registered Voters	Percent Turnout	Jeremie Dufault	David V. Taylor	A.J. Cooper	Mario Martinez	Write-In	Totals
4003	0	1	11	417	1,179	35.37%	192	143	60	10	0	405
4005	0	0	5	186	434	42.86%	87	58	28	8	0	181
4105	0	0	5	138	385	35.84%	54	56	21	2	0	133
4106	0	0	9	276	658	41.95%	123	96	42	6	0	267
4108	0	0	20	263	528	49.81%	134	51	54	3	1	243
4109	0	0	18	371	1,148	32.32%	170	89	79	15	0	353
4111	0	0	18	384	857	44.81%	182	91	88	4	1	366
4112	0	0	45	568	1,179	48.18%	279	111	123	9	1	523
4303	1	0	3	88	270	32.59%	43	28	11	3	0	85
4401	1	0	7	167	430	38.84%	47	67	40	6	0	160
4402	0	0	12	234	562	41.64%	125	53	35	8	1	222
4501	0	0	1	63	291	21.65%	28	13	20	1	0	62
4504	1	0	14	271	575	47.13%	125	60	68	4	0	257
4602	0	0	18	217	543	39.96%	97	36	60	5	1	199
4603	0	0	22	446	889	50.17%	219	101	90	14	0	424
4604	0	0	12	194	356	54.49%	115	31	29	7	0	182
4605	0	0	3	149	447	33.33%	86	36	21	3	0	146
4606	1	0	19	441	1,061	41.56%	239	63	108	12	0	422
4615	0	1	10	210	708	29.66%	77	65	39	18	0	199
4616	0	0	3	122	322	37.89%	72	32	12	3	0	119
4618	0	0	4	182	566	32.16%	60	74	37	7	0	178
4624	0	0	8	150	322	46.58%	81	31	28	2	0	142
4628	0	0	2	100	355	28.17%	42	37	17	2	0	98
4802	0	0	21	597	1,232	48.46%	280	125	162	9	0	576
5001	0	0	1	75	261	28.74%	27	20	21	6	0	74
5016	0	0	26	202	474	42.62%	92	46	31	7	0	176
5101	0	1	7	171	384	44.53%	83	39	37	4	0	163
5202	0	0	0	0	5	0.00%	0	0	0	0	0	0
Provisional	0	0	0	0	0	0.00%	0	0	0	0	0	0
Totals:	8	17	868	18,990	58,840		8,270	4,188	4,702	925	20	18,105

**Canvass Report — Total Voters — Official
Primary — Yakima County, Washington — August 07, 2018**

Total Number of Voters: 39,844 of 114,826 = 34.70%

Precincts Reporting 0 of 174 = 0.00%

Assessor

Precinct	Blank Ballots Cast	Over Votes	Under Votes	Total Ballots Cast	Registered Voters	Percent Turnout	Dave Cook	Write-In	Totals
0001	0	0	0	0	2	0.00%	0	0	0
0101	0	0	36	141	431	32.71%	104	1	105
0102	0	0	13	62	327	18.96%	45	4	49
0103	0	0	31	117	564	20.74%	82	4	86
0104	0	0	3	38	278	13.67%	31	4	35
0105	0	0	24	74	504	14.68%	45	5	50
0110	0	0	84	317	803	39.48%	219	14	233
0111	0	0	46	268	855	31.35%	215	7	222
0112	0	0	12	60	410	14.63%	45	3	48
0113	0	0	46	153	1,087	14.08%	98	9	107
0116	0	0	52	156	538	29.00%	99	5	104
0118	0	0	29	114	372	30.65%	83	2	85
0120	1	0	43	134	966	13.87%	87	4	91
0123	0	0	11	41	325	12.62%	30	0	30
0124	0	0	17	72	554	13.00%	55	0	55
0126	0	0	46	138	832	16.59%	85	7	92
0127	0	0	47	260	1,077	24.14%	203	10	213
0129	0	0	42	179	647	27.67%	130	7	137
0130	0	0	116	404	1,149	35.16%	281	7	288
0131	0	0	123	366	882	41.50%	232	11	243
0132	0	0	66	250	906	27.59%	177	7	184
0133	0	0	68	353	1,143	30.88%	281	4	285
0134	0	0	117	502	1,151	43.61%	380	5	385
0135	0	0	74	284	572	49.65%	209	1	210
0138	0	0	128	507	1,043	48.61%	370	9	379
0139	0	0	101	458	944	48.52%	354	3	357
0140	0	0	58	281	1,169	24.04%	216	7	223
0142	1	0	38	238	486	48.97%	197	3	200
0143	0	0	31	110	379	29.02%	78	1	79
0144	0	0	0	0	5	0.00%	0	0	0
0145	0	0	44	171	809	21.14%	124	3	127
0150	0	0	50	170	766	22.19%	116	4	120

**Canvass Report — Total Voters — Official
Primary — Yakima County, Washington — August 07, 2018**

Total Number of Voters: 39,844 of 114,826 = 34.70%

Precincts Reporting 0 of 174 = 0.00%

Assessor

Precinct	Blank Ballots Cast	Over Votes	Under Votes	Total Ballots Cast	Registered Voters	Percent Turnout	Dave Cook	Write-In	Totals
0153	0	0	49	299	830	36.02%	241	9	250
0154	0	0	77	368	1,189	30.95%	282	9	291
0155	0	0	66	357	873	40.89%	284	7	291
0156	0	0	35	179	684	26.17%	138	6	144
0158	0	0	23	98	458	21.40%	72	3	75
0162	0	0	28	96	263	36.50%	66	2	68
0163	1	0	107	454	804	56.47%	345	2	347
0167	0	0	105	479	956	50.10%	365	9	374
0168	0	0	89	410	744	55.11%	315	6	321
0169	0	0	122	519	1,071	48.46%	387	10	397
0170	0	0	54	173	457	37.86%	114	5	119
0171	0	0	33	145	333	43.54%	106	6	112
0173	0	0	52	233	668	34.88%	176	5	181
0175	0	0	38	173	439	39.41%	133	2	135
0177	0	0	95	444	1,048	42.37%	341	8	349
0179	0	0	72	427	894	47.76%	346	9	355
0180	0	0	71	364	932	39.06%	283	10	293
0181	0	0	101	474	948	50.00%	371	2	373
0182	1	0	101	561	1,270	44.17%	453	7	460
0183	0	0	68	330	727	45.39%	261	1	262
0185	1	0	95	386	868	44.47%	288	3	291
0186	0	0	49	239	522	45.79%	189	1	190
0187	0	0	84	370	819	45.18%	282	4	286
0188	0	0	69	327	738	44.31%	254	4	258
0189	0	0	75	338	750	45.07%	260	3	263
0190	0	0	41	224	532	42.11%	180	3	183
0191	0	0	0	0	1	0.00%	0	0	0
0192	0	0	36	193	703	27.45%	153	4	157
0193	0	0	57	222	417	53.24%	165	0	165
0301	0	0	14	57	305	18.69%	42	1	43
0302	0	0	47	185	871	21.24%	131	7	138
0303	0	0	48	202	964	20.95%	148	6	154

Canvass Report — Total Voters — Official Primary — Yakima County, Washington — August 07, 2018

Total Number of Voters: 39,844 of 114,826 = 34.70%

Precincts Reporting 0 of 174 = 0.00%

Assessor

Precinct	Blank Ballots Cast	Over Votes	Under Votes	Total Ballots Cast	Registered Voters	Percent Turnout	Dave Cook	Write-In	Totals
0304	0	0	16	92	246	37.40%	76	0	76
0305	0	0	3	8	33	24.24%	5	0	5
0306	0	0	58	274	919	29.82%	209	7	216
0307	0	0	2	13	74	17.57%	11	0	11
0308	0	0	0	1	6	16.67%	1	0	1
0501	0	0	59	206	1,037	19.86%	145	2	147
0701	0	0	22	75	270	27.78%	51	2	53
0901	0	0	43	126	623	20.22%	76	7	83
1101	0	0	46	270	1,017	26.55%	215	9	224
1103	0	0	49	269	827	32.53%	218	2	220
1301	0	0	44	200	475	42.11%	153	3	156
1501	0	0	76	298	882	33.79%	217	5	222
1502	0	0	125	512	1,143	44.79%	373	14	387
1503	0	0	98	426	869	49.02%	322	6	328
1504	0	0	132	473	1,084	43.63%	332	9	341
1701	0	0	58	206	1,004	20.52%	140	8	148
1703	0	0	45	195	767	25.42%	144	6	150
1704	0	0	0	0	0	0.00%	0	0	0
1705	0	0	90	370	809	45.74%	275	5	280
1706	0	0	41	211	1,244	16.96%	167	3	170
1708	0	1	58	193	962	20.06%	131	3	134
1901	0	0	23	109	437	24.94%	82	4	86
2101	0	0	64	187	1,011	18.50%	116	7	123
2102	0	0	50	164	768	21.35%	108	6	114
2103	0	0	56	178	1,083	16.44%	122	0	122
2301	0	0	54	230	820	28.05%	172	4	176
2303	0	0	49	194	716	27.09%	137	8	145
2306	0	0	57	284	1,125	25.24%	221	6	227
2501	0	0	66	160	988	16.19%	86	8	94
2502	0	0	20	65	560	11.61%	39	6	45
2701	0	0	28	171	477	35.85%	142	1	143
2702	2	0	90	431	1,015	42.46%	339	2	341

**Canvass Report — Total Voters — Official
Primary — Yakima County, Washington — August 07, 2018**

Total Number of Voters: 39,844 of 114,826 = 34.70%

Precincts Reporting 0 of 174 = 0.00%

Assessor

Precinct	Blank Ballots Cast	Over Votes	Under Votes	Total Ballots Cast	Registered Voters	Percent Turnout	Dave Cook	Write-In	Totals
3002	1	0	13	67	258	25.97%	53	1	54
3004	0	0	2	12	30	40.00%	10	0	10
3100	0	0	53	273	834	32.73%	217	3	220
3101	0	0	29	151	431	35.03%	117	5	122
3102	0	0	56	233	884	26.36%	171	6	177
3103	0	0	43	159	711	22.36%	108	8	116
3104	0	0	74	338	906	37.31%	259	5	264
3105	0	0	5	25	109	22.94%	20	0	20
3106	1	0	56	263	688	38.23%	197	10	207
3203	0	0	62	354	840	42.14%	289	3	292
3205	0	0	77	410	1,128	36.35%	328	5	333
3206	0	0	73	410	832	49.28%	329	8	337
3208	0	0	4	32	138	23.19%	28	0	28
3301	0	0	42	215	567	37.92%	171	2	173
3303	0	0	34	116	426	27.23%	81	1	82
3304	0	0	75	317	798	39.72%	240	2	242
3305	0	0	56	259	696	37.21%	199	4	203
3308	1	0	50	293	779	37.61%	239	4	243
3309	0	0	45	168	731	22.98%	117	6	123
3310	0	0	57	225	1,088	20.68%	165	3	168
3311	0	0	88	468	1,041	44.96%	374	6	380
3401	0	0	28	81	526	15.40%	51	2	53
3504	0	0	3	8	22	36.36%	5	0	5
3601	0	0	1	32	57	56.14%	31	0	31
3602	0	0	84	465	1,168	39.81%	376	5	381
3605	1	0	62	302	823	36.70%	230	10	240
3701	0	0	32	208	757	27.48%	173	3	176
3900	0	0	59	378	862	43.85%	313	6	319
3901	0	0	29	180	425	42.35%	150	1	151
3902	0	0	23	113	364	31.04%	90	0	90
3903	0	0	102	504	1,136	44.37%	390	12	402
3904	0	0	68	347	790	43.92%	270	9	279

**Canvass Report — Total Voters — Official
Primary — Yakima County, Washington — August 07, 2018**

Total Number of Voters: 39,844 of 114,826 = 34.70%

Precincts Reporting 0 of 174 = 0.00%

Assessor

Precinct	Blank Ballots Cast	Over Votes	Under Votes	Total Ballots Cast	Registered Voters	Percent Turnout	Dave Cook	Write-In	Totals
3905	0	0	15	106	256	41.41%	89	2	91
4001	0	0	26	88	492	17.89%	60	2	62
4002	0	0	14	82	321	25.55%	63	5	68
4003	0	0	76	417	1,179	35.37%	332	9	341
4005	0	0	31	186	434	42.86%	154	1	155
4102	0	0	72	383	776	49.36%	308	3	311
4104	0	0	45	231	640	36.09%	183	3	186
4105	0	0	27	138	385	35.84%	110	1	111
4106	0	0	48	276	658	41.95%	221	7	228
4108	0	0	75	263	528	49.81%	187	1	188
4109	0	0	81	371	1,148	32.32%	287	3	290
4111	0	0	72	384	857	44.81%	308	4	312
4112	0	0	140	568	1,179	48.18%	422	6	428
4114	0	0	53	286	782	36.57%	229	4	233
4115	0	0	47	277	627	44.18%	227	3	230
4303	1	0	21	88	270	32.59%	66	1	67
4401	1	0	40	167	430	38.84%	123	4	127
4402	0	0	49	234	562	41.64%	181	4	185
4501	0	0	11	63	291	21.65%	48	4	52
4503	0	0	5	33	73	45.21%	28	0	28
4504	1	0	61	271	575	47.13%	205	5	210
4601	0	0	36	148	303	48.84%	110	2	112
4602	0	0	57	217	543	39.96%	154	6	160
4603	0	0	96	446	889	50.17%	343	7	350
4604	0	0	58	194	356	54.49%	135	1	136
4605	0	0	19	149	447	33.33%	130	0	130
4606	1	0	91	441	1,061	41.56%	339	11	350
4609	0	0	15	125	337	37.09%	110	0	110
4615	0	0	49	210	708	29.66%	158	3	161
4616	0	0	20	122	322	37.89%	100	2	102
4618	0	0	39	182	566	32.16%	143	0	143
4623	0	0	13	39	118	33.05%	26	0	26

**Canvass Report — Total Voters — Official
Primary — Yakima County, Washington — August 07, 2018**

Total Number of Voters: 39,844 of 114,826 = 34.70%

Precincts Reporting 0 of 174 = 0.00%

Assessor

Precinct	Blank Ballots Cast	Over Votes	Under Votes	Total Ballots Cast	Registered Voters	Percent Turnout	Dave Cook	Write-In	Totals
4624	0	0	29	150	322	46.58%	120	1	121
4628	0	0	8	100	355	28.17%	90	2	92
4801	0	0	81	459	1,170	39.23%	374	4	378
4802	0	0	159	597	1,232	48.46%	436	2	438
5001	0	0	15	75	261	28.74%	59	1	60
5003	0	0	55	307	773	39.72%	247	5	252
5010	0	0	23	120	229	52.40%	94	3	97
5012	0	0	57	206	1,055	19.53%	148	1	149
5014	0	0	69	314	803	39.10%	242	3	245
5016	0	0	53	202	474	42.62%	149	0	149
5020	0	0	52	217	460	47.17%	161	4	165
5101	0	0	36	171	384	44.53%	133	2	135
5202	0	0	0	0	5	0.00%	0	0	0
Provisional	0	0	0	0	0	0.00%	0	0	0
Totals:	15	1	8,843	39,844	114,826		30,290	710	31,000

**Canvass Report — Total Voters — Official
Primary — Yakima County, Washington — August 07, 2018**

Total Number of Voters: 39,844 of 114,826 = 34.70%

Precincts Reporting 0 of 174 = 0.00%

Auditor

Precinct	Blank Ballots Cast	Over Votes	Under Votes	Total Ballots Cast	Registered Voters	Percent Turnout	Charles Ross	Write-In	Totals
0001	0	0	0	0	2	0.00%	0	0	0
0101	0	0	29	141	431	32.71%	110	2	112
0102	0	0	12	62	327	18.96%	46	4	50
0103	0	0	30	117	564	20.74%	84	3	87
0104	0	0	3	38	278	13.67%	31	4	35
0105	0	0	21	74	504	14.68%	48	5	53
0110	0	0	86	317	803	39.48%	217	14	231
0111	0	0	40	268	855	31.35%	219	9	228
0112	0	0	14	60	410	14.63%	43	3	46
0113	0	0	44	153	1,087	14.08%	102	7	109
0116	0	0	50	156	538	29.00%	101	5	106
0118	0	0	26	114	372	30.65%	85	3	88
0120	1	0	43	134	966	13.87%	88	3	91
0123	0	0	13	41	325	12.62%	28	0	28
0124	0	0	18	72	554	13.00%	54	0	54
0126	0	0	44	138	832	16.59%	88	6	94
0127	0	0	50	260	1,077	24.14%	201	9	210
0129	0	0	40	179	647	27.67%	131	8	139
0130	0	0	102	404	1,149	35.16%	294	8	302
0131	0	0	115	366	882	41.50%	244	7	251
0132	0	0	57	250	906	27.59%	184	9	193
0133	0	0	75	353	1,143	30.88%	277	1	278
0134	0	0	112	502	1,151	43.61%	386	4	390
0135	0	0	78	284	572	49.65%	202	4	206
0138	0	0	118	507	1,043	48.61%	382	7	389
0139	0	0	97	458	944	48.52%	358	3	361
0140	0	0	54	281	1,169	24.04%	221	6	227
0142	1	0	36	238	486	48.97%	198	4	202
0143	0	0	35	110	379	29.02%	74	1	75
0144	0	0	0	0	5	0.00%	0	0	0
0145	0	0	40	171	809	21.14%	128	3	131
0150	0	0	47	170	766	22.19%	120	3	123

**Canvass Report — Total Voters — Official
Primary — Yakima County, Washington — August 07, 2018**

Total Number of Voters: 39,844 of 114,826 = 34.70%

Precincts Reporting 0 of 174 = 0.00%

Auditor

Precinct	Blank Ballots Cast	Over Votes	Under Votes	Total Ballots Cast	Registered Voters	Percent Turnout	Charles Ross	Write-In	Totals
0153	0	0	50	299	830	36.02%	246	3	249
0154	0	0	80	368	1,189	30.95%	281	7	288
0155	0	0	62	357	873	40.89%	287	8	295
0156	0	0	35	179	684	26.17%	139	5	144
0158	0	0	22	98	458	21.40%	72	4	76
0162	0	0	27	96	263	36.50%	68	1	69
0163	1	0	98	454	804	56.47%	355	1	356
0167	0	0	99	479	956	50.10%	371	9	380
0168	0	0	86	410	744	55.11%	319	5	324
0169	0	0	128	519	1,071	48.46%	384	7	391
0170	0	0	52	173	457	37.86%	113	8	121
0171	0	0	35	145	333	43.54%	106	4	110
0173	0	0	53	233	668	34.88%	177	3	180
0175	0	0	36	173	439	39.41%	137	0	137
0177	0	0	89	444	1,048	42.37%	342	13	355
0179	0	0	70	427	894	47.76%	348	9	357
0180	0	0	67	364	932	39.06%	288	9	297
0181	0	0	91	474	948	50.00%	381	2	383
0182	1	0	101	561	1,270	44.17%	452	8	460
0183	0	0	62	330	727	45.39%	267	1	268
0185	1	0	94	386	868	44.47%	285	7	292
0186	0	0	48	239	522	45.79%	190	1	191
0187	0	0	83	370	819	45.18%	283	4	287
0188	0	0	64	327	738	44.31%	259	4	263
0189	0	0	73	338	750	45.07%	264	1	265
0190	0	0	39	224	532	42.11%	182	3	185
0191	0	0	0	0	1	0.00%	0	0	0
0192	0	0	32	193	703	27.45%	158	3	161
0193	0	0	51	222	417	53.24%	171	0	171
0301	0	0	14	57	305	18.69%	43	0	43
0302	0	0	48	185	871	21.24%	132	5	137
0303	0	0	53	202	964	20.95%	144	5	149

**Canvass Report — Total Voters — Official
Primary — Yakima County, Washington — August 07, 2018**

Total Number of Voters: 39,844 of 114,826 = 34.70%

Precincts Reporting 0 of 174 = 0.00%

Auditor

Precinct	Blank Ballots Cast	Over Votes	Under Votes	Total Ballots Cast	Registered Voters	Percent Turnout	Charles Ross	Write-In	Totals
0304	0	0	16	92	246	37.40%	76	0	76
0305	0	0	3	8	33	24.24%	5	0	5
0306	0	0	64	274	919	29.82%	204	6	210
0307	0	0	2	13	74	17.57%	11	0	11
0308	0	0	0	1	6	16.67%	1	0	1
0501	0	0	62	206	1,037	19.86%	142	2	144
0701	0	0	21	75	270	27.78%	52	2	54
0901	0	0	46	126	623	20.22%	73	7	80
1101	0	0	44	270	1,017	26.55%	215	11	226
1103	0	0	48	269	827	32.53%	219	2	221
1301	0	0	27	200	475	42.11%	171	2	173
1501	0	0	76	298	882	33.79%	217	5	222
1502	0	0	125	512	1,143	44.79%	378	9	387
1503	0	0	94	426	869	49.02%	325	7	332
1504	0	0	132	473	1,084	43.63%	335	6	341
1701	0	0	58	206	1,004	20.52%	138	10	148
1703	0	0	44	195	767	25.42%	146	5	151
1704	0	0	0	0	0	0.00%	0	0	0
1705	0	0	94	370	809	45.74%	271	5	276
1706	0	0	44	211	1,244	16.96%	164	3	167
1708	0	1	55	193	962	20.06%	135	2	137
1901	0	0	22	109	437	24.94%	85	2	87
2101	0	0	63	187	1,011	18.50%	118	6	124
2102	0	0	48	164	768	21.35%	110	6	116
2103	0	0	55	178	1,083	16.44%	123	0	123
2301	0	0	56	230	820	28.05%	172	2	174
2303	0	0	49	194	716	27.09%	138	7	145
2306	0	0	54	284	1,125	25.24%	223	7	230
2501	0	0	68	160	988	16.19%	85	7	92
2502	0	0	21	65	560	11.61%	36	8	44
2701	0	0	30	171	477	35.85%	140	1	141
2702	2	0	88	431	1,015	42.46%	339	4	343

**Canvass Report — Total Voters — Official
Primary — Yakima County, Washington — August 07, 2018**

Total Number of Voters: 39,844 of 114,826 = 34.70%

Precincts Reporting 0 of 174 = 0.00%

Auditor

Precinct	Blank Ballots Cast	Over Votes	Under Votes	Total Ballots Cast	Registered Voters	Percent Turnout	Charles Ross	Write-In	Totals
3002	1	0	12	67	258	25.97%	54	1	55
3004	0	0	2	12	30	40.00%	10	0	10
3100	0	0	52	273	834	32.73%	217	4	221
3101	0	0	29	151	431	35.03%	117	5	122
3102	0	0	56	233	884	26.36%	172	5	177
3103	0	0	45	159	711	22.36%	106	8	114
3104	0	0	67	338	906	37.31%	268	3	271
3105	0	0	5	25	109	22.94%	20	0	20
3106	1	0	55	263	688	38.23%	199	9	208
3203	0	0	52	354	840	42.14%	297	5	302
3205	0	0	72	410	1,128	36.35%	333	5	338
3206	0	0	70	410	832	49.28%	333	7	340
3208	0	0	4	32	138	23.19%	28	0	28
3301	0	0	37	215	567	37.92%	175	3	178
3303	0	0	35	116	426	27.23%	81	0	81
3304	0	0	73	317	798	39.72%	241	3	244
3305	0	0	50	259	696	37.21%	203	6	209
3308	1	0	44	293	779	37.61%	245	4	249
3309	0	0	42	168	731	22.98%	121	5	126
3310	0	0	58	225	1,088	20.68%	165	2	167
3311	0	0	87	468	1,041	44.96%	375	6	381
3401	0	0	28	81	526	15.40%	50	3	53
3504	0	0	3	8	22	36.36%	5	0	5
3601	0	0	1	32	57	56.14%	31	0	31
3602	0	0	69	465	1,168	39.81%	392	4	396
3605	1	0	60	302	823	36.70%	232	10	242
3701	0	0	35	208	757	27.48%	170	3	173
3900	0	0	62	378	862	43.85%	311	5	316
3901	0	0	26	180	425	42.35%	152	2	154
3902	0	0	23	113	364	31.04%	90	0	90
3903	0	0	107	504	1,136	44.37%	389	8	397
3904	0	0	60	347	790	43.92%	282	5	287

**Canvass Report — Total Voters — Official
Primary — Yakima County, Washington — August 07, 2018**

Total Number of Voters: 39,844 of 114,826 = 34.70%

Precincts Reporting 0 of 174 = 0.00%

Auditor

Precinct	Blank Ballots Cast	Over Votes	Under Votes	Total Ballots Cast	Registered Voters	Percent Turnout	Charles Ross	Write-In	Totals
3905	0	0	12	106	256	41.41%	92	2	94
4001	0	0	23	88	492	17.89%	63	2	65
4002	0	0	14	82	321	25.55%	63	5	68
4003	0	0	69	417	1,179	35.37%	339	9	348
4005	0	0	29	186	434	42.86%	157	0	157
4102	0	0	63	383	776	49.36%	316	4	320
4104	0	0	42	231	640	36.09%	188	1	189
4105	0	0	29	138	385	35.84%	108	1	109
4106	0	0	43	276	658	41.95%	226	7	233
4108	0	0	70	263	528	49.81%	192	1	193
4109	0	0	88	371	1,148	32.32%	279	4	283
4111	0	0	65	384	857	44.81%	317	2	319
4112	0	0	129	568	1,179	48.18%	432	7	439
4114	0	0	55	286	782	36.57%	228	3	231
4115	0	0	44	277	627	44.18%	230	3	233
4303	1	0	20	88	270	32.59%	67	1	68
4401	1	0	34	167	430	38.84%	130	3	133
4402	0	0	43	234	562	41.64%	188	3	191
4501	0	0	9	63	291	21.65%	51	3	54
4503	0	0	5	33	73	45.21%	28	0	28
4504	1	0	59	271	575	47.13%	208	4	212
4601	0	0	35	148	303	48.84%	113	0	113
4602	0	0	51	217	543	39.96%	162	4	166
4603	0	0	102	446	889	50.17%	338	6	344
4604	0	0	57	194	356	54.49%	137	0	137
4605	0	0	17	149	447	33.33%	132	0	132
4606	1	0	91	441	1,061	41.56%	342	8	350
4609	0	0	14	125	337	37.09%	111	0	111
4615	0	0	47	210	708	29.66%	160	3	163
4616	0	0	20	122	322	37.89%	100	2	102
4618	0	0	41	182	566	32.16%	141	0	141
4623	0	0	12	39	118	33.05%	27	0	27

Canvass Report — Total Voters — Official Primary — Yakima County, Washington — August 07, 2018

Total Number of Voters: 39,844 of 114,826 = 34.70%

Precincts Reporting 0 of 174 = 0.00%

Auditor

Precinct	Blank Ballots Cast	Over Votes	Under Votes	Total Ballots Cast	Registered Voters	Percent Turnout	Charles Ross	Write-In	Totals
4624	0	0	28	150	322	46.58%	122	0	122
4628	0	0	12	100	355	28.17%	85	3	88
4801	0	0	75	459	1,170	39.23%	382	2	384
4802	0	0	150	597	1,232	48.46%	445	2	447
5001	0	0	16	75	261	28.74%	58	1	59
5003	0	0	51	307	773	39.72%	253	3	256
5010	0	0	23	120	229	52.40%	94	3	97
5012	0	0	58	206	1,055	19.53%	148	0	148
5014	0	0	62	314	803	39.10%	251	1	252
5016	0	0	54	202	474	42.62%	148	0	148
5020	0	0	50	217	460	47.17%	165	2	167
5101	0	0	38	171	384	44.53%	132	1	133
5202	0	0	0	0	5	0.00%	0	0	0
Provisional	0	0	0	0	0	0.00%	0	0	0
Totals:	15	1	8,550	39,844	114,826		30,647	646	31,293

Canvass Report — Total Voters — Official Primary — Yakima County, Washington — August 07, 2018

Total Number of Voters: 39,844 of 114,826 = 34.70%

Precincts Reporting 0 of 174 = 0.00%

Clerk

Precinct	Blank Ballots Cast	Over Votes	Under Votes	Total Ballots Cast	Registered Voters	Percent Turnout	Janelle Riddle	Tracey Slagle	Write-In	Totals
0001	0	0	0	0	2	0.00%	0	0	0	0
0101	0	0	24	141	431	32.71%	45	70	2	117
0102	0	0	8	62	327	18.96%	22	28	4	54
0103	0	0	17	117	564	20.74%	38	59	3	100
0104	0	0	4	38	278	13.67%	13	17	4	34
0105	0	0	12	74	504	14.68%	18	41	3	62
0110	0	0	46	317	803	39.48%	38	225	8	271
0111	0	0	23	268	855	31.35%	47	192	6	245
0112	0	0	7	60	410	14.63%	22	30	1	53
0113	0	0	31	153	1,087	14.08%	38	76	8	122
0116	0	0	23	156	538	29.00%	21	107	5	133
0118	0	0	16	114	372	30.65%	35	62	1	98
0120	1	0	30	134	966	13.87%	36	64	4	104
0123	0	0	11	41	325	12.62%	14	16	0	30
0124	0	0	13	72	554	13.00%	24	35	0	59
0126	0	0	39	138	832	16.59%	37	57	5	99
0127	0	0	27	260	1,077	24.14%	58	167	8	233
0129	0	0	23	179	647	27.67%	55	95	6	156
0130	0	0	57	404	1,149	35.16%	67	277	3	347
0131	0	0	53	366	882	41.50%	43	263	7	313
0132	0	0	38	250	906	27.59%	55	152	5	212
0133	0	0	48	353	1,143	30.88%	86	218	1	305
0134	0	0	54	502	1,151	43.61%	78	366	4	448
0135	0	0	44	284	572	49.65%	35	204	1	240
0138	0	0	58	507	1,043	48.61%	67	378	4	449
0139	0	0	55	458	944	48.52%	94	307	2	403
0140	0	1	34	281	1,169	24.04%	52	188	6	246
0142	1	0	21	238	486	48.97%	55	155	7	217
0143	0	0	25	110	379	29.02%	23	61	1	85
0144	0	0	0	0	5	0.00%	0	0	0	0
0145	0	0	26	171	809	21.14%	55	88	2	145
0150	0	0	30	170	766	22.19%	42	96	2	140

Canvass Report — Total Voters — Official Primary — Yakima County, Washington — August 07, 2018

Total Number of Voters: 39,844 of 114,826 = 34.70%

Precincts Reporting 0 of 174 = 0.00%

Clerk

Precinct	Blank Ballots Cast	Over Votes	Under Votes	Total Ballots Cast	Registered Voters	Percent Turnout	Janelle Riddle	Tracey Slagle	Write-In	Totals
0153	0	0	24	299	830	36.02%	49	223	3	275
0154	0	1	47	368	1,189	30.95%	81	233	6	320
0155	0	0	27	357	873	40.89%	59	266	5	330
0156	0	0	31	179	684	26.17%	39	106	3	148
0158	0	0	15	98	458	21.40%	25	57	1	83
0162	0	0	12	96	263	36.50%	16	67	1	84
0163	1	0	40	454	804	56.47%	57	357	0	414
0167	0	0	51	479	956	50.10%	74	345	9	428
0168	0	0	37	410	744	55.11%	48	320	5	373
0169	0	0	48	519	1,071	48.46%	67	398	6	471
0170	0	0	25	173	457	37.86%	29	113	6	148
0171	0	0	14	145	333	43.54%	16	113	2	131
0173	0	1	22	233	668	34.88%	40	167	3	210
0175	0	0	23	173	439	39.41%	27	123	0	150
0177	0	0	51	444	1,048	42.37%	63	320	10	393
0179	0	0	45	427	894	47.76%	63	313	6	382
0180	0	0	43	364	932	39.06%	61	254	6	321
0181	0	0	48	474	948	50.00%	90	333	3	426
0182	1	0	56	561	1,270	44.17%	96	403	6	505
0183	0	0	26	330	727	45.39%	41	263	0	304
0185	1	0	56	386	868	44.47%	56	273	1	330
0186	0	0	19	239	522	45.79%	25	195	0	220
0187	0	0	35	370	819	45.18%	58	275	2	335
0188	0	0	28	327	738	44.31%	60	238	1	299
0189	0	0	48	338	750	45.07%	40	249	1	290
0190	0	0	17	224	532	42.11%	46	159	2	207
0191	0	0	0	0	1	0.00%	0	0	0	0
0192	0	0	25	193	703	27.45%	32	133	3	168
0193	0	0	28	222	417	53.24%	31	163	0	194
0301	0	0	14	57	305	18.69%	22	21	0	43
0302	0	0	41	185	871	21.24%	59	80	5	144
0303	0	0	42	202	964	20.95%	62	93	5	160

Canvass Report — Total Voters — Official Primary — Yakima County, Washington — August 07, 2018

Total Number of Voters: 39,844 of 114,826 = 34.70%

Precincts Reporting 0 of 174 = 0.00%

Clerk

Precinct	Blank Ballots Cast	Over Votes	Under Votes	Total Ballots Cast	Registered Voters	Percent Turnout	Janelle Riddle	Tracey Slagle	Write-In	Totals
0304	0	0	12	92	246	37.40%	32	48	0	80
0305	0	0	1	8	33	24.24%	1	6	0	7
0306	0	0	48	274	919	29.82%	77	143	6	226
0307	0	0	3	13	74	17.57%	7	3	0	10
0308	0	0	0	1	6	16.67%	0	1	0	1
0501	0	0	39	206	1,037	19.86%	63	102	2	167
0701	0	0	16	75	270	27.78%	20	38	1	59
0901	0	0	38	126	623	20.22%	34	47	7	88
1101	0	0	28	270	1,017	26.55%	75	162	5	242
1103	0	0	25	269	827	32.53%	54	188	2	244
1301	0	0	14	200	475	42.11%	40	145	1	186
1501	0	0	55	298	882	33.79%	85	155	3	243
1502	0	1	94	512	1,143	44.79%	114	298	5	417
1503	0	0	64	426	869	49.02%	72	288	2	362
1504	0	0	91	473	1,084	43.63%	100	278	4	382
1701	0	0	51	206	1,004	20.52%	53	95	7	155
1703	0	0	40	195	767	25.42%	63	91	1	155
1704	0	0	0	0	0	0.00%	0	0	0	0
1705	0	0	62	370	809	45.74%	93	212	3	308
1706	0	0	38	211	1,244	16.96%	70	99	4	173
1708	0	1	49	193	962	20.06%	60	81	2	143
1901	0	0	17	109	437	24.94%	23	66	3	92
2101	0	0	56	187	1,011	18.50%	40	86	5	131
2102	0	0	35	164	768	21.35%	35	92	2	129
2103	0	0	39	178	1,083	16.44%	45	94	0	139
2301	0	0	41	230	820	28.05%	55	130	4	189
2303	0	0	30	194	716	27.09%	41	118	5	164
2306	0	0	30	284	1,125	25.24%	71	176	7	254
2501	0	0	44	160	988	16.19%	24	86	6	116
2502	0	1	13	65	560	11.61%	16	27	8	51
2701	0	0	19	171	477	35.85%	39	111	2	152
2702	2	1	58	431	1,015	42.46%	99	271	2	372

**Canvass Report — Total Voters — Official
Primary — Yakima County, Washington — August 07, 2018**

Total Number of Voters: 39,844 of 114,826 = 34.70%

Precincts Reporting 0 of 174 = 0.00%

Clerk

Precinct	Blank Ballots Cast	Over Votes	Under Votes	Total Ballots Cast	Registered Voters	Percent Turnout	Janelle Riddle	Tracey Slagle	Write-In	Totals
3002	1	0	11	67	258	25.97%	20	36	0	56
3004	0	0	0	12	30	40.00%	3	9	0	12
3100	0	0	42	273	834	32.73%	89	141	1	231
3101	0	0	16	151	431	35.03%	47	86	2	135
3102	0	0	31	233	884	26.36%	40	158	4	202
3103	0	0	30	159	711	22.36%	49	73	7	129
3104	0	0	47	338	906	37.31%	66	221	4	291
3105	0	0	6	25	109	22.94%	9	10	0	19
3106	1	1	30	263	688	38.23%	48	178	6	232
3203	0	0	36	354	840	42.14%	57	261	0	318
3205	0	0	47	410	1,128	36.35%	49	312	2	363
3206	0	0	44	410	832	49.28%	58	303	5	366
3208	0	0	3	32	138	23.19%	1	28	0	29
3301	0	0	16	215	567	37.92%	49	149	1	199
3303	0	0	17	116	426	27.23%	32	67	0	99
3304	0	0	27	317	798	39.72%	82	207	1	290
3305	0	0	20	259	696	37.21%	77	161	1	239
3308	1	0	25	293	779	37.61%	50	216	2	268
3309	0	0	14	168	731	22.98%	50	99	5	154
3310	0	0	37	225	1,088	20.68%	62	124	2	188
3311	0	0	58	468	1,041	44.96%	95	314	1	410
3401	0	0	15	81	526	15.40%	13	51	2	66
3504	0	0	3	8	22	36.36%	0	4	1	5
3601	0	0	0	32	57	56.14%	15	17	0	32
3602	0	0	42	465	1,168	39.81%	80	341	2	423
3605	1	0	33	302	823	36.70%	59	205	5	269
3701	0	0	27	208	757	27.48%	40	138	3	181
3900	0	0	45	378	862	43.85%	82	249	2	333
3901	0	0	17	180	425	42.35%	48	114	1	163
3902	0	0	17	113	364	31.04%	24	72	0	96
3903	0	0	68	504	1,136	44.37%	125	305	6	436
3904	0	0	34	347	790	43.92%	55	254	4	313

**Canvass Report — Total Voters — Official
Primary — Yakima County, Washington — August 07, 2018**

Total Number of Voters: 39,844 of 114,826 = 34.70%

Precincts Reporting 0 of 174 = 0.00%

Clerk

Precinct	Blank Ballots Cast	Over Votes	Under Votes	Total Ballots Cast	Registered Voters	Percent Turnout	Janelle Riddle	Tracey Slagle	Write-In	Totals
3905	0	0	3	106	256	41.41%	22	80	1	103
4001	0	0	11	88	492	17.89%	18	59	0	77
4002	0	0	12	82	321	25.55%	27	39	4	70
4003	0	1	43	417	1,179	35.37%	76	293	4	373
4005	0	0	18	186	434	42.86%	24	143	1	168
4102	0	0	30	383	776	49.36%	77	275	1	353
4104	0	0	19	231	640	36.09%	46	162	4	212
4105	0	0	27	138	385	35.84%	38	72	1	111
4106	0	0	25	276	658	41.95%	73	177	1	251
4108	0	0	46	263	528	49.81%	43	173	1	217
4109	0	0	62	371	1,148	32.32%	97	208	4	309
4111	0	0	23	384	857	44.81%	81	278	2	361
4112	0	0	83	568	1,179	48.18%	104	376	5	485
4114	0	0	16	286	782	36.57%	46	223	1	270
4115	0	0	27	277	627	44.18%	59	188	3	250
4303	1	0	11	88	270	32.59%	22	54	1	77
4401	1	0	19	167	430	38.84%	38	107	3	148
4402	0	0	37	234	562	41.64%	48	146	3	197
4501	0	0	8	63	291	21.65%	13	40	2	55
4503	0	0	0	33	73	45.21%	9	24	0	33
4504	1	0	42	271	575	47.13%	28	197	4	229
4601	0	0	13	148	303	48.84%	12	123	0	135
4602	0	0	37	217	543	39.96%	53	124	3	180
4603	0	0	80	446	889	50.17%	111	251	4	366
4604	0	0	21	194	356	54.49%	39	134	0	173
4605	0	0	15	149	447	33.33%	30	103	1	134
4606	1	0	54	441	1,061	41.56%	98	281	8	387
4609	0	0	4	125	337	37.09%	24	97	0	121
4615	0	0	42	210	708	29.66%	56	111	1	168
4616	0	1	15	122	322	37.89%	34	71	1	106
4618	0	0	30	182	566	32.16%	51	101	0	152
4623	0	0	3	39	118	33.05%	8	28	0	36

Canvass Report — Total Voters — Official Primary — Yakima County, Washington — August 07, 2018

Total Number of Voters: 39,844 of 114,826 = 34.70%

Precincts Reporting 0 of 174 = 0.00%

Clerk

Precinct	Blank Ballots Cast	Over Votes	Under Votes	Total Ballots Cast	Registered Voters	Percent Turnout	Janelle Riddle	Tracey Slagle	Write-In	Totals
4624	0	0	12	150	322	46.58%	36	102	0	138
4628	0	0	6	100	355	28.17%	27	63	4	94
4801	0	0	30	459	1,170	39.23%	70	357	2	429
4802	0	0	78	597	1,232	48.46%	93	426	0	519
5001	0	0	8	75	261	28.74%	23	44	0	67
5003	0	0	26	307	773	39.72%	60	217	4	281
5010	0	0	8	120	229	52.40%	12	99	1	112
5012	0	0	33	206	1,055	19.53%	58	115	0	173
5014	0	0	30	314	803	39.10%	66	217	1	284
5016	0	0	30	202	474	42.62%	41	131	0	172
5020	0	1	29	217	460	47.17%	34	150	3	187
5101	0	0	21	171	384	44.53%	26	123	1	150
5202	0	0	0	0	5	0.00%	0	0	0	0
Provisional	0	0	0	0	0	0.00%	0	0	0	0
Totals:	15	11	5,130	39,844	114,826		8,071	26,169	463	34,703

Canvass Report — Total Voters — Official Primary — Yakima County, Washington — August 07, 2018

Total Number of Voters: 39,844 of 114,826 = 34.70%

Precincts Reporting 0 of 174 = 0.00%

Coroner

Precinct	Blank Ballots Cast	Over Votes	Under Votes	Total Ballots Cast	Registered Voters	Percent Turnout	Jack B. Hawkins	James (Jim) Curtice	Dan Williams	Write-In	Totals
0001	0	0	0	0	2	0.00%	0	0	0	0	0
0101	0	0	25	141	431	32.71%	62	22	30	2	116
0102	0	0	11	62	327	18.96%	21	13	16	1	51
0103	0	0	22	117	564	20.74%	48	24	21	2	95
0104	0	0	3	38	278	13.67%	17	6	8	4	35
0105	0	0	12	74	504	14.68%	28	21	12	1	62
0110	0	0	49	317	803	39.48%	128	79	55	6	268
0111	0	0	42	268	855	31.35%	104	62	53	7	226
0112	0	0	7	60	410	14.63%	19	18	16	0	53
0113	0	0	27	153	1,087	14.08%	55	30	33	8	126
0116	0	0	23	156	538	29.00%	59	43	27	4	133
0118	0	0	17	114	372	30.65%	44	25	25	3	97
0120	1	0	24	134	966	13.87%	56	26	27	1	110
0123	0	1	8	41	325	12.62%	14	11	7	0	32
0124	0	0	12	72	554	13.00%	25	19	16	0	60
0126	0	0	30	138	832	16.59%	47	28	30	3	108
0127	0	0	27	260	1,077	24.14%	95	73	62	3	233
0129	0	0	32	179	647	27.67%	76	35	32	4	147
0130	0	0	72	404	1,149	35.16%	143	116	67	6	332
0131	0	0	66	366	882	41.50%	139	115	41	5	300
0132	0	0	46	250	906	27.59%	84	65	50	5	204
0133	0	0	53	353	1,143	30.88%	135	101	62	2	300
0134	0	0	69	502	1,151	43.61%	209	146	74	4	433
0135	0	0	60	284	572	49.65%	124	67	32	1	224
0138	0	0	84	507	1,043	48.61%	209	134	76	4	423
0139	0	0	62	458	944	48.52%	205	100	89	2	396
0140	0	0	32	281	1,169	24.04%	110	54	81	4	249
0142	1	0	26	238	486	48.97%	105	48	57	2	212
0143	0	0	21	110	379	29.02%	49	21	19	0	89
0144	0	0	0	0	5	0.00%	0	0	0	0	0
0145	0	1	26	171	809	21.14%	58	32	53	1	144
0150	0	0	30	170	766	22.19%	51	53	34	2	140

Canvass Report — Total Voters — Official Primary — Yakima County, Washington — August 07, 2018

Total Number of Voters: 39,844 of 114,826 = 34.70%

Precincts Reporting 0 of 174 = 0.00%

Coroner

Precinct	Blank Ballots Cast	Over Votes	Under Votes	Total Ballots Cast	Registered Voters	Percent Turnout	Jack B. Hawkins	James (Jim) Curtrice	Dan Williams	Write-In	Totals
0153	0	0	31	299	830	36.02%	137	73	57	1	268
0154	0	1	52	368	1,189	30.95%	157	100	53	5	315
0155	0	0	39	357	873	40.89%	158	91	62	7	318
0156	0	0	23	179	684	26.17%	74	40	39	3	156
0158	0	0	16	98	458	21.40%	37	24	20	1	82
0162	0	0	16	96	263	36.50%	41	27	11	1	80
0163	1	0	58	454	804	56.47%	194	134	68	0	396
0167	0	0	56	479	956	50.10%	219	126	72	6	423
0168	0	0	60	410	744	55.11%	192	106	49	3	350
0169	0	0	85	519	1,071	48.46%	232	103	93	6	434
0170	0	0	29	173	457	37.86%	62	48	28	6	144
0171	0	0	27	145	333	43.54%	54	39	23	2	118
0173	0	0	26	233	668	34.88%	114	46	43	4	207
0175	0	0	24	173	439	39.41%	87	37	25	0	149
0177	0	0	56	444	1,048	42.37%	210	99	69	10	388
0179	0	0	57	427	894	47.76%	174	117	74	5	370
0180	0	0	54	364	932	39.06%	149	102	53	6	310
0181	0	0	56	474	948	50.00%	192	119	104	3	418
0182	1	0	67	561	1,270	44.17%	245	128	120	1	494
0183	0	0	44	330	727	45.39%	152	83	51	0	286
0185	1	0	71	386	868	44.47%	135	111	68	1	315
0186	0	0	34	239	522	45.79%	126	54	23	2	205
0187	0	0	46	370	819	45.18%	168	115	40	1	324
0188	0	0	49	327	738	44.31%	131	102	44	1	278
0189	0	0	50	338	750	45.07%	132	98	57	1	288
0190	0	0	23	224	532	42.11%	104	61	35	1	201
0191	0	0	0	0	1	0.00%	0	0	0	0	0
0192	0	0	20	193	703	27.45%	84	47	39	3	173
0193	0	0	39	222	417	53.24%	99	55	29	0	183
0301	0	0	13	57	305	18.69%	24	10	10	0	44
0302	0	0	40	185	871	21.24%	78	24	42	1	145
0303	0	0	33	202	964	20.95%	86	37	42	4	169

**Canvass Report — Total Voters — Official
Primary — Yakima County, Washington — August 07, 2018**

Total Number of Voters: 39,844 of 114,826 = 34.70%

Precincts Reporting 0 of 174 = 0.00%

Coroner

Precinct	Blank Ballots Cast	Over Votes	Under Votes	Total Ballots Cast	Registered Voters	Percent Turnout	Jack B. Hawkins	James (Jim) Curtice	Dan Williams	Write-In	Totals
0304	0	0	18	92	246	37.40%	32	19	23	0	74
0305	0	0	1	8	33	24.24%	4	3	0	0	7
0306	0	0	40	274	919	29.82%	121	37	70	6	234
0307	0	0	3	13	74	17.57%	4	3	3	0	10
0308	0	0	0	1	6	16.67%	0	0	1	0	1
0501	0	0	29	206	1,037	19.86%	107	28	40	2	177
0701	0	0	17	75	270	27.78%	35	15	7	1	58
0901	0	0	41	126	623	20.22%	41	11	27	6	85
1101	0	0	25	270	1,017	26.55%	88	95	57	5	245
1103	0	0	34	269	827	32.53%	117	76	40	2	235
1301	0	0	23	200	475	42.11%	58	91	27	1	177
1501	0	0	66	298	882	33.79%	96	71	62	3	232
1502	0	1	115	512	1,143	44.79%	170	132	89	5	396
1503	0	0	86	426	869	49.02%	145	124	68	3	340
1504	0	0	103	473	1,084	43.63%	163	119	83	5	370
1701	0	0	38	206	1,004	20.52%	70	44	50	4	168
1703	0	0	41	195	767	25.42%	76	43	34	1	154
1704	0	0	0	0	0	0.00%	0	0	0	0	0
1705	0	0	67	370	809	45.74%	170	60	70	3	303
1706	0	0	33	211	1,244	16.96%	97	46	32	3	178
1708	0	1	43	193	962	20.06%	83	39	26	1	149
1901	0	0	17	109	437	24.94%	39	22	31	0	92
2101	0	0	47	187	1,011	18.50%	66	35	35	4	140
2102	0	0	40	164	768	21.35%	70	31	21	2	124
2103	0	0	36	178	1,083	16.44%	79	27	36	0	142
2301	0	0	38	230	820	28.05%	96	48	46	2	192
2303	0	1	41	194	716	27.09%	75	41	33	3	152
2306	0	0	31	284	1,125	25.24%	122	72	54	5	253
2501	0	0	39	160	988	16.19%	67	23	26	5	121
2502	0	1	11	65	560	11.61%	23	16	10	4	53
2701	0	0	23	171	477	35.85%	59	61	27	1	148
2702	2	2	64	431	1,015	42.46%	172	107	86	0	365

Canvass Report — Total Voters — Official Primary — Yakima County, Washington — August 07, 2018

Total Number of Voters: 39,844 of 114,826 = 34.70%

Precincts Reporting 0 of 174 = 0.00%

Coroner

Precinct	Blank Ballots Cast	Over Votes	Under Votes	Total Ballots Cast	Registered Voters	Percent Turnout	Jack B. Hawkins	James (Jim) Curtrice	Dan Williams	Write-In	Totals
3002	1	0	9	67	258	25.97%	31	12	14	1	58
3004	0	0	0	12	30	40.00%	9	0	3	0	12
3100	0	0	48	273	834	32.73%	123	50	52	0	225
3101	0	0	17	151	431	35.03%	72	37	25	0	134
3102	0	0	33	233	884	26.36%	116	37	45	2	200
3103	0	0	32	159	711	22.36%	67	24	30	6	127
3104	0	0	58	338	906	37.31%	160	65	54	1	280
3105	0	0	8	25	109	22.94%	7	3	7	0	17
3106	1	1	38	263	688	38.23%	114	65	39	6	224
3203	0	0	32	354	840	42.14%	152	109	60	1	322
3205	0	0	61	410	1,128	36.35%	160	124	61	4	349
3206	0	0	64	410	832	49.28%	190	86	64	6	346
3208	0	0	5	32	138	23.19%	8	13	6	0	27
3301	0	0	24	215	567	37.92%	107	46	37	1	191
3303	0	0	20	116	426	27.23%	46	30	20	0	96
3304	0	0	37	317	798	39.72%	116	104	60	0	280
3305	0	0	26	259	696	37.21%	97	74	62	0	233
3308	1	0	29	293	779	37.61%	113	76	75	0	264
3309	0	0	16	168	731	22.98%	81	26	40	5	152
3310	0	0	29	225	1,088	20.68%	99	49	47	1	196
3311	0	0	64	468	1,041	44.96%	186	108	108	2	404
3401	0	0	13	81	526	15.40%	35	17	16	0	68
3504	0	0	2	8	22	36.36%	2	3	0	1	6
3601	0	0	1	32	57	56.14%	15	6	10	0	31
3602	0	0	55	465	1,168	39.81%	151	175	82	2	410
3605	1	0	45	302	823	36.70%	118	91	44	4	257
3701	0	0	23	208	757	27.48%	90	41	49	5	185
3900	0	0	49	378	862	43.85%	146	81	99	3	329
3901	0	0	27	180	425	42.35%	67	51	35	0	153
3902	0	0	23	113	364	31.04%	44	24	22	0	90
3903	0	0	71	504	1,136	44.37%	185	129	115	4	433
3904	0	0	50	347	790	43.92%	141	99	52	5	297

Canvass Report — Total Voters — Official Primary — Yakima County, Washington — August 07, 2018

Total Number of Voters: 39,844 of 114,826 = 34.70%

Precincts Reporting 0 of 174 = 0.00%

Coroner

Precinct	Blank Ballots Cast	Over Votes	Under Votes	Total Ballots Cast	Registered Voters	Percent Turnout	Jack B. Hawkins	James (Jim) Curtice	Dan Williams	Write-In	Totals
3905	0	0	5	106	256	41.41%	46	45	10	0	101
4001	0	0	8	88	492	17.89%	47	17	15	1	80
4002	0	0	13	82	321	25.55%	37	9	19	4	69
4003	0	1	56	417	1,179	35.37%	174	107	77	2	360
4005	0	0	28	186	434	42.86%	75	47	35	1	158
4102	0	0	44	383	776	49.36%	164	109	65	1	339
4104	0	0	27	231	640	36.09%	100	44	58	2	204
4105	0	0	19	138	385	35.84%	49	30	39	1	119
4106	0	0	38	276	658	41.95%	102	81	51	4	238
4108	0	0	68	263	528	49.81%	76	79	39	1	195
4109	0	0	55	371	1,148	32.32%	175	68	71	2	316
4111	0	0	32	384	857	44.81%	143	146	62	1	352
4112	0	0	97	568	1,179	48.18%	216	147	106	2	471
4114	0	0	30	286	782	36.57%	122	90	44	0	256
4115	0	0	35	277	627	44.18%	83	111	45	3	242
4303	1	0	21	88	270	32.59%	31	19	17	0	67
4401	1	0	23	167	430	38.84%	64	57	21	2	144
4402	0	0	42	234	562	41.64%	81	66	41	4	192
4501	0	0	7	63	291	21.65%	18	9	26	3	56
4503	0	0	1	33	73	45.21%	8	13	11	0	32
4504	1	0	47	271	575	47.13%	120	55	45	4	224
4601	0	0	19	148	303	48.84%	65	43	21	0	129
4602	0	0	35	217	543	39.96%	77	62	40	3	182
4603	0	0	85	446	889	50.17%	177	115	64	5	361
4604	0	0	34	194	356	54.49%	67	74	19	0	160
4605	0	0	17	149	447	33.33%	62	41	29	0	132
4606	1	0	61	441	1,061	41.56%	174	117	83	6	380
4609	0	0	4	125	337	37.09%	68	26	27	0	121
4615	0	0	41	210	708	29.66%	85	48	35	1	169
4616	0	0	15	122	322	37.89%	56	25	25	1	107
4618	0	0	21	182	566	32.16%	87	33	39	2	161
4623	0	0	4	39	118	33.05%	19	8	8	0	35

Canvass Report — Total Voters — Official Primary — Yakima County, Washington — August 07, 2018

Total Number of Voters: 39,844 of 114,826 = 34.70%

Precincts Reporting 0 of 174 = 0.00%

Coroner

Precinct	Blank Ballots Cast	Over Votes	Under Votes	Total Ballots Cast	Registered Voters	Percent Turnout	Jack B. Hawkins	James (Jim) Curtice	Dan Williams	Write-In	Totals
4624	0	0	19	150	322	46.58%	86	30	15	0	131
4628	0	0	5	100	355	28.17%	47	23	23	2	95
4801	0	0	38	459	1,170	39.23%	208	136	76	1	421
4802	0	0	95	597	1,232	48.46%	262	142	98	0	502
5001	0	0	11	75	261	28.74%	34	12	18	0	64
5003	0	0	31	307	773	39.72%	139	84	52	1	276
5010	0	0	18	120	229	52.40%	46	31	23	2	102
5012	0	0	35	206	1,055	19.53%	100	43	28	0	171
5014	0	0	38	314	803	39.10%	137	85	53	1	276
5016	0	0	28	202	474	42.62%	82	50	42	0	174
5020	0	0	35	217	460	47.17%	96	58	25	3	182
5101	0	0	35	171	384	44.53%	65	50	20	1	136
5202	0	0	0	0	5	0.00%	0	0	0	0	0
Provisional	0	0	0	0	0	0.00%	0	0	0	0	0
Totals:	15	11	5,951	39,844	114,826		16,329	10,022	7,155	376	33,882

**Canvass Report — Total Voters — Official
Primary — Yakima County, Washington — August 07, 2018**

Total Number of Voters: 39,844 of 114,826 = 34.70%

Precincts Reporting 0 of 174 = 0.00%

Prosecuting Attorney

Precinct	Blank Ballots Cast	Over Votes	Under Votes	Total Ballots Cast	Registered Voters	Percent Turnout	Joseph A. Brusic	Write-In	Totals
0001	0	0	0	0	2	0.00%	0	0	0
0101	0	0	37	141	431	32.71%	101	3	104
0102	0	0	17	62	327	18.96%	42	3	45
0103	0	0	31	117	564	20.74%	84	2	86
0104	0	0	4	38	278	13.67%	29	5	34
0105	0	0	21	74	504	14.68%	49	4	53
0110	0	0	85	317	803	39.48%	219	13	232
0111	0	0	45	268	855	31.35%	216	7	223
0112	0	0	12	60	410	14.63%	46	2	48
0113	0	0	47	153	1,087	14.08%	99	7	106
0116	0	0	49	156	538	29.00%	101	6	107
0118	0	0	33	114	372	30.65%	79	2	81
0120	1	0	40	134	966	13.87%	89	5	94
0123	0	0	11	41	325	12.62%	29	1	30
0124	0	0	17	72	554	13.00%	53	2	55
0126	0	0	50	138	832	16.59%	84	4	88
0127	0	0	51	260	1,077	24.14%	198	11	209
0129	0	0	40	179	647	27.67%	128	11	139
0130	0	0	110	404	1,149	35.16%	287	7	294
0131	0	0	118	366	882	41.50%	240	8	248
0132	0	0	59	250	906	27.59%	183	8	191
0133	0	0	75	353	1,143	30.88%	275	3	278
0134	0	0	110	502	1,151	43.61%	386	6	392
0135	0	0	76	284	572	49.65%	206	2	208
0138	0	0	112	507	1,043	48.61%	387	8	395
0139	0	0	98	458	944	48.52%	357	3	360
0140	0	0	57	281	1,169	24.04%	218	6	224
0142	1	0	41	238	486	48.97%	193	4	197
0143	0	0	31	110	379	29.02%	78	1	79
0144	0	0	0	0	5	0.00%	0	0	0
0145	0	0	38	171	809	21.14%	127	6	133
0150	0	0	46	170	766	22.19%	120	4	124

**Canvass Report — Total Voters — Official
Primary — Yakima County, Washington — August 07, 2018**

Total Number of Voters: 39,844 of 114,826 = 34.70%

Precincts Reporting 0 of 174 = 0.00%

Prosecuting Attorney

Precinct	Blank Ballots Cast	Over Votes	Under Votes	Total Ballots Cast	Registered Voters	Percent Turnout	Joseph A. Brusic	Write-In	Totals
0153	0	0	60	299	830	36.02%	235	4	239
0154	0	0	78	368	1,189	30.95%	279	11	290
0155	0	0	72	357	873	40.89%	280	5	285
0156	0	0	39	179	684	26.17%	135	5	140
0158	0	0	29	98	458	21.40%	68	1	69
0162	0	0	24	96	263	36.50%	70	2	72
0163	1	0	98	454	804	56.47%	351	5	356
0167	0	0	96	479	956	50.10%	372	11	383
0168	0	0	87	410	744	55.11%	317	6	323
0169	0	0	128	519	1,071	48.46%	383	8	391
0170	0	0	53	173	457	37.86%	115	5	120
0171	0	0	31	145	333	43.54%	110	4	114
0173	0	0	44	233	668	34.88%	186	3	189
0175	0	0	40	173	439	39.41%	133	0	133
0177	0	0	92	444	1,048	42.37%	339	13	352
0179	0	0	77	427	894	47.76%	344	6	350
0180	0	0	72	364	932	39.06%	280	12	292
0181	0	0	102	474	948	50.00%	370	2	372
0182	1	0	104	561	1,270	44.17%	451	6	457
0183	0	0	65	330	727	45.39%	264	1	265
0185	1	0	90	386	868	44.47%	296	0	296
0186	0	0	42	239	522	45.79%	196	1	197
0187	0	0	82	370	819	45.18%	282	6	288
0188	0	0	74	327	738	44.31%	251	2	253
0189	0	0	68	338	750	45.07%	269	1	270
0190	0	0	39	224	532	42.11%	182	3	185
0191	0	0	0	0	1	0.00%	0	0	0
0192	0	0	34	193	703	27.45%	156	3	159
0193	0	0	51	222	417	53.24%	171	0	171
0301	0	0	16	57	305	18.69%	40	1	41
0302	0	0	57	185	871	21.24%	124	4	128
0303	0	0	55	202	964	20.95%	144	3	147

**Canvass Report — Total Voters — Official
Primary — Yakima County, Washington — August 07, 2018**

Total Number of Voters: 39,844 of 114,826 = 34.70%

Precincts Reporting 0 of 174 = 0.00%

Prosecuting Attorney

Precinct	Blank Ballots Cast	Over Votes	Under Votes	Total Ballots Cast	Registered Voters	Percent Turnout	Joseph A. Brusic	Write-In	Totals
0304	0	0	18	92	246	37.40%	73	1	74
0305	0	0	4	8	33	24.24%	4	0	4
0306	0	0	70	274	919	29.82%	198	6	204
0307	0	0	3	13	74	17.57%	10	0	10
0308	0	0	0	1	6	16.67%	1	0	1
0501	0	0	51	206	1,037	19.86%	149	6	155
0701	0	0	18	75	270	27.78%	56	1	57
0901	0	0	50	126	623	20.22%	67	9	76
1101	0	0	49	270	1,017	26.55%	216	5	221
1103	0	0	55	269	827	32.53%	211	3	214
1301	0	0	46	200	475	42.11%	154	0	154
1501	0	0	81	298	882	33.79%	213	4	217
1502	0	0	127	512	1,143	44.79%	378	7	385
1503	0	0	107	426	869	49.02%	312	7	319
1504	0	0	141	473	1,084	43.63%	325	7	332
1701	0	0	59	206	1,004	20.52%	143	4	147
1703	0	0	45	195	767	25.42%	146	4	150
1704	0	0	0	0	0	0.00%	0	0	0
1705	0	0	94	370	809	45.74%	266	10	276
1706	0	0	46	211	1,244	16.96%	162	3	165
1708	0	1	62	193	962	20.06%	126	4	130
1901	0	0	22	109	437	24.94%	85	2	87
2101	0	0	60	187	1,011	18.50%	120	7	127
2102	0	0	53	164	768	21.35%	109	2	111
2103	0	0	62	178	1,083	16.44%	115	1	116
2301	0	0	59	230	820	28.05%	165	6	171
2303	0	0	55	194	716	27.09%	131	8	139
2306	0	0	50	284	1,125	25.24%	230	4	234
2501	0	0	63	160	988	16.19%	94	3	97
2502	0	0	20	65	560	11.61%	39	6	45
2701	0	0	32	171	477	35.85%	135	4	139
2702	2	0	90	431	1,015	42.46%	340	1	341

Canvass Report — Total Voters — Official Primary — Yakima County, Washington — August 07, 2018

Total Number of Voters: 39,844 of 114,826 = 34.70%

Precincts Reporting 0 of 174 = 0.00%

Prosecuting Attorney

Precinct	Blank Ballots Cast	Over Votes	Under Votes	Total Ballots Cast	Registered Voters	Percent Turnout	Joseph A. Brusic	Write-In	Totals
3002	1	0	10	67	258	25.97%	56	1	57
3004	0	0	2	12	30	40.00%	10	0	10
3100	0	0	51	273	834	32.73%	218	4	222
3101	0	0	32	151	431	35.03%	115	4	119
3102	0	0	59	233	884	26.36%	170	4	174
3103	0	0	44	159	711	22.36%	108	7	115
3104	0	0	79	338	906	37.31%	255	4	259
3105	0	0	6	25	109	22.94%	19	0	19
3106	1	0	63	263	688	38.23%	194	6	200
3203	0	0	56	354	840	42.14%	293	5	298
3205	0	0	82	410	1,128	36.35%	321	7	328
3206	0	0	69	410	832	49.28%	335	6	341
3208	0	0	6	32	138	23.19%	26	0	26
3301	0	0	44	215	567	37.92%	170	1	171
3303	0	0	33	116	426	27.23%	83	0	83
3304	0	0	78	317	798	39.72%	236	3	239
3305	0	0	61	259	696	37.21%	193	5	198
3308	1	0	54	293	779	37.61%	231	8	239
3309	0	0	39	168	731	22.98%	123	6	129
3310	0	0	64	225	1,088	20.68%	158	3	161
3311	0	0	94	468	1,041	44.96%	370	4	374
3401	0	0	30	81	526	15.40%	48	3	51
3504	0	0	3	8	22	36.36%	5	0	5
3601	0	0	1	32	57	56.14%	31	0	31
3602	0	0	69	465	1,168	39.81%	389	7	396
3605	1	0	65	302	823	36.70%	231	6	237
3701	0	0	36	208	757	27.48%	168	4	172
3900	0	0	61	378	862	43.85%	312	5	317
3901	0	0	31	180	425	42.35%	148	1	149
3902	0	0	29	113	364	31.04%	84	0	84
3903	0	0	106	504	1,136	44.37%	388	10	398
3904	0	0	78	347	790	43.92%	263	6	269

**Canvass Report — Total Voters — Official
Primary — Yakima County, Washington — August 07, 2018**

Total Number of Voters: 39,844 of 114,826 = 34.70%

Precincts Reporting 0 of 174 = 0.00%

Prosecuting Attorney

Precinct	Blank Ballots Cast	Over Votes	Under Votes	Total Ballots Cast	Registered Voters	Percent Turnout	Joseph A. Brusic	Write-In	Totals
3905	0	0	15	106	256	41.41%	88	3	91
4001	0	0	24	88	492	17.89%	61	3	64
4002	0	0	17	82	321	25.55%	61	4	65
4003	0	0	77	417	1,179	35.37%	335	5	340
4005	0	0	28	186	434	42.86%	156	2	158
4102	0	0	76	383	776	49.36%	306	1	307
4104	0	0	49	231	640	36.09%	177	5	182
4105	0	0	40	138	385	35.84%	97	1	98
4106	0	0	46	276	658	41.95%	225	5	230
4108	0	0	75	263	528	49.81%	186	2	188
4109	0	0	81	371	1,148	32.32%	281	9	290
4111	0	0	73	384	857	44.81%	306	5	311
4112	0	0	138	568	1,179	48.18%	422	8	430
4114	0	0	57	286	782	36.57%	227	2	229
4115	0	0	50	277	627	44.18%	219	8	227
4303	1	0	19	88	270	32.59%	68	1	69
4401	1	0	36	167	430	38.84%	127	4	131
4402	0	0	48	234	562	41.64%	182	4	186
4501	0	0	9	63	291	21.65%	52	2	54
4503	0	0	5	33	73	45.21%	28	0	28
4504	1	0	58	271	575	47.13%	209	4	213
4601	0	0	31	148	303	48.84%	116	1	117
4602	0	0	54	217	543	39.96%	160	3	163
4603	0	0	107	446	889	50.17%	333	6	339
4604	0	0	60	194	356	54.49%	134	0	134
4605	0	0	21	149	447	33.33%	127	1	128
4606	1	0	94	441	1,061	41.56%	338	9	347
4609	0	0	24	125	337	37.09%	100	1	101
4615	0	0	49	210	708	29.66%	155	6	161
4616	0	0	24	122	322	37.89%	97	1	98
4618	0	0	49	182	566	32.16%	131	2	133
4623	0	0	11	39	118	33.05%	28	0	28

**Canvass Report — Total Voters — Official
Primary — Yakima County, Washington — August 07, 2018**

Total Number of Voters: 39,844 of 114,826 = 34.70%

Precincts Reporting 0 of 174 = 0.00%

Prosecuting Attorney

Precinct	Blank Ballots Cast	Over Votes	Under Votes	Total Ballots Cast	Registered Voters	Percent Turnout	Joseph A. Brusic	Write-In	Totals
4624	0	0	33	150	322	46.58%	117	0	117
4628	0	0	12	100	355	28.17%	87	1	88
4801	0	0	73	459	1,170	39.23%	382	4	386
4802	0	0	165	597	1,232	48.46%	429	3	432
5001	0	0	12	75	261	28.74%	56	7	63
5003	0	0	54	307	773	39.72%	249	4	253
5010	0	0	24	120	229	52.40%	93	3	96
5012	0	0	63	206	1,055	19.53%	142	1	143
5014	0	0	69	314	803	39.10%	243	2	245
5016	0	0	58	202	474	42.62%	144	0	144
5020	0	0	48	217	460	47.17%	166	3	169
5101	0	0	39	171	384	44.53%	130	2	132
5202	0	0	0	0	5	0.00%	0	0	0
Provisional	0	0	0	0	0	0.00%	0	0	0
Totals:	15	1	8,982	39,844	114,826		30,190	671	30,861

**Canvass Report — Total Voters — Official
Primary — Yakima County, Washington — August 07, 2018**

Total Number of Voters: 39,844 of 114,826 = 34.70%

Precincts Reporting 0 of 174 = 0.00%

Sheriff

Precinct	Blank Ballots Cast	Over Votes	Under Votes	Total Ballots Cast	Registered Voters	Percent Turnout	Robert C. Udell	Dave Simmons	Rick Mottice	Nolan Wentz	Write-In	Totals
0001	0	0	0	0	2	0.00%	0	0	0	0	0	0
0101	0	1	31	141	431	32.71%	57	25	8	17	2	109
0102	0	0	11	62	327	18.96%	17	14	7	12	1	51
0103	0	0	21	117	564	20.74%	38	33	7	16	2	96
0104	0	0	3	38	278	13.67%	11	9	3	8	4	35
0105	0	0	14	74	504	14.68%	23	15	3	14	5	60
0110	0	0	53	317	803	39.48%	122	41	19	74	8	264
0111	0	0	36	268	855	31.35%	114	43	23	47	5	232
0112	0	0	6	60	410	14.63%	28	15	6	4	1	54
0113	0	0	23	153	1,087	14.08%	55	39	6	24	6	130
0116	0	0	25	156	538	29.00%	55	21	7	42	6	131
0118	0	0	19	114	372	30.65%	41	22	5	25	2	95
0120	1	0	35	134	966	13.87%	48	29	4	15	3	99
0123	0	1	10	41	325	12.62%	17	6	2	5	0	30
0124	0	0	11	72	554	13.00%	26	18	5	10	2	61
0126	0	0	41	138	832	16.59%	38	35	6	15	3	97
0127	0	0	30	260	1,077	24.14%	89	56	19	56	10	230
0129	0	0	25	179	647	27.67%	68	29	15	36	6	154
0130	0	0	63	404	1,149	35.16%	166	45	18	106	6	341
0131	0	0	61	366	882	41.50%	161	56	14	68	6	305
0132	0	0	38	250	906	27.59%	103	45	13	48	3	212
0133	0	1	45	353	1,143	30.88%	143	80	16	66	2	307
0134	0	0	74	502	1,151	43.61%	219	71	43	92	3	428
0135	0	0	70	284	572	49.65%	111	34	12	56	1	214
0138	0	0	76	507	1,043	48.61%	238	62	27	99	5	431
0139	0	0	65	458	944	48.52%	198	50	41	102	2	393
0140	0	1	37	281	1,169	24.04%	93	53	20	72	5	243
0142	1	0	25	238	486	48.97%	110	32	13	57	1	213
0143	0	3	24	110	379	29.02%	36	32	3	12	0	83
0144	0	0	0	0	5	0.00%	0	0	0	0	0	0
0145	0	1	31	171	809	21.14%	52	32	8	45	2	139
0150	0	0	33	170	766	22.19%	51	42	12	30	2	137

**Canvass Report — Total Voters — Official
Primary — Yakima County, Washington — August 07, 2018**

Total Number of Voters: 39,844 of 114,826 = 34.70%

Precincts Reporting 0 of 174 = 0.00%

Sheriff

Precinct	Blank Ballots Cast	Over Votes	Under Votes	Total Ballots Cast	Registered Voters	Percent Turnout	Robert C. Udell	Dave Simmons	Rick Mottice	Nolan Wentz	Write-In	Totals
0153	0	0	36	299	830	36.02%	133	47	18	64	1	263
0154	0	1	44	368	1,189	30.95%	171	61	23	64	4	323
0155	0	1	38	357	873	40.89%	142	60	16	98	2	318
0156	0	3	29	179	684	26.17%	58	41	6	39	3	147
0158	0	0	12	98	458	21.40%	26	39	8	11	2	86
0162	0	0	12	96	263	36.50%	52	15	4	12	1	84
0163	1	0	51	454	804	56.47%	232	52	19	100	0	403
0167	0	0	43	479	956	50.10%	235	59	26	109	7	436
0168	0	0	54	410	744	55.11%	195	44	19	94	4	356
0169	0	1	75	519	1,071	48.46%	211	63	36	128	5	443
0170	0	0	29	173	457	37.86%	76	18	8	38	4	144
0171	0	0	20	145	333	43.54%	65	17	4	36	3	125
0173	0	0	25	233	668	34.88%	119	39	7	41	2	208
0175	0	0	29	173	439	39.41%	86	19	6	33	0	144
0177	0	0	56	444	1,048	42.37%	199	59	29	95	6	388
0179	0	0	54	427	894	47.76%	172	80	25	91	5	373
0180	0	0	38	364	932	39.06%	149	67	20	84	6	326
0181	0	0	51	474	948	50.00%	208	82	50	81	2	423
0182	1	0	60	561	1,270	44.17%	284	66	38	107	6	501
0183	0	0	38	330	727	45.39%	170	31	19	72	0	292
0185	1	0	57	386	868	44.47%	180	50	18	80	1	329
0186	0	0	26	239	522	45.79%	107	35	11	60	0	213
0187	0	0	41	370	819	45.18%	186	49	19	73	2	329
0188	0	0	27	327	738	44.31%	161	50	16	71	2	300
0189	0	0	51	338	750	45.07%	152	56	16	62	1	287
0190	0	0	20	224	532	42.11%	102	40	9	52	1	204
0191	0	0	0	0	1	0.00%	0	0	0	0	0	0
0192	0	0	21	193	703	27.45%	83	35	13	38	3	172
0193	0	0	30	222	417	53.24%	97	31	18	46	0	192
0301	0	0	12	57	305	18.69%	11	8	20	6	0	45
0302	0	0	34	185	871	21.24%	27	29	73	20	2	151
0303	0	1	36	202	964	20.95%	26	33	90	13	3	165

**Canvass Report — Total Voters — Official
Primary — Yakima County, Washington — August 07, 2018**

Total Number of Voters: 39,844 of 114,826 = 34.70%

Precincts Reporting 0 of 174 = 0.00%

Sheriff

Precinct	Blank Ballots Cast	Over Votes	Under Votes	Total Ballots Cast	Registered Voters	Percent Turnout	Robert C. Udell	Dave Simmons	Rick Mottice	Nolan Wentz	Write-In	Totals
0304	0	0	10	92	246	37.40%	18	10	49	5	0	82
0305	0	0	1	8	33	24.24%	0	5	2	0	0	7
0306	0	1	32	274	919	29.82%	52	26	129	28	6	241
0307	0	0	0	13	74	17.57%	8	1	2	2	0	13
0308	0	0	0	1	6	16.67%	0	0	1	0	0	1
0501	0	3	37	206	1,037	19.86%	61	58	28	17	2	166
0701	0	0	12	75	270	27.78%	39	12	3	8	1	63
0901	0	0	43	126	623	20.22%	30	22	16	8	7	83
1101	0	0	26	270	1,017	26.55%	109	64	30	36	5	244
1103	0	3	35	269	827	32.53%	122	48	23	36	2	231
1301	0	0	18	200	475	42.11%	77	35	14	55	1	182
1501	0	0	58	298	882	33.79%	104	72	23	36	5	240
1502	0	1	108	512	1,143	44.79%	237	67	38	55	6	403
1503	0	1	74	426	869	49.02%	184	59	37	69	2	351
1504	0	1	87	473	1,084	43.63%	194	66	30	92	3	385
1701	0	0	45	206	1,004	20.52%	55	57	16	27	6	161
1703	0	3	39	195	767	25.42%	51	53	22	26	1	153
1704	0	0	0	0	0	0.00%	0	0	0	0	0	0
1705	0	0	76	370	809	45.74%	103	89	58	41	3	294
1706	0	1	36	211	1,244	16.96%	65	63	26	16	4	174
1708	0	1	47	193	962	20.06%	57	47	20	19	2	145
1901	0	0	15	109	437	24.94%	49	21	5	19	0	94
2101	0	1	50	187	1,011	18.50%	46	38	10	33	9	136
2102	0	2	39	164	768	21.35%	41	33	9	38	2	123
2103	0	0	34	178	1,083	16.44%	57	52	7	28	0	144
2301	0	3	36	230	820	28.05%	84	40	20	44	3	191
2303	0	0	40	194	716	27.09%	68	24	19	39	4	154
2306	0	1	34	284	1,125	25.24%	117	44	11	72	5	249
2501	0	1	43	160	988	16.19%	35	48	13	16	4	116
2502	0	3	9	65	560	11.61%	12	22	2	11	6	53
2701	0	1	13	171	477	35.85%	80	48	8	20	1	157
2702	2	2	32	431	1,015	42.46%	201	122	29	45	0	397

**Canvass Report — Total Voters — Official
Primary — Yakima County, Washington — August 07, 2018**

Total Number of Voters: 39,844 of 114,826 = 34.70%

Precincts Reporting 0 of 174 = 0.00%

Sheriff

Precinct	Blank Ballots Cast	Over Votes	Under Votes	Total Ballots Cast	Registered Voters	Percent Turnout	Robert C. Udell	Dave Simmons	Rick Mottice	Nolan Wentz	Write-In	Totals
3002	1	0	9	67	258	25.97%	33	11	6	7	1	58
3004	0	0	0	12	30	40.00%	4	1	2	5	0	12
3100	0	0	32	273	834	32.73%	64	26	123	28	0	241
3101	0	0	18	151	431	35.03%	45	7	73	8	0	133
3102	0	0	34	233	884	26.36%	93	47	15	40	4	199
3103	0	0	29	159	711	22.36%	37	27	15	47	4	130
3104	0	1	49	338	906	37.31%	156	84	12	35	1	288
3105	0	0	9	25	109	22.94%	2	2	9	3	0	16
3106	1	1	31	263	688	38.23%	110	43	15	57	6	231
3203	0	0	37	354	840	42.14%	186	33	27	70	1	317
3205	0	0	51	410	1,128	36.35%	187	57	26	85	4	359
3206	0	3	52	410	832	49.28%	199	52	36	61	7	355
3208	0	0	4	32	138	23.19%	15	4	5	4	0	28
3301	0	0	18	215	567	37.92%	93	46	10	47	1	197
3303	0	1	20	116	426	27.23%	44	37	3	11	0	95
3304	0	1	37	317	798	39.72%	153	40	47	38	1	279
3305	0	0	29	259	696	37.21%	88	33	24	84	1	230
3308	1	0	17	293	779	37.61%	186	29	18	42	1	276
3309	0	0	22	168	731	22.98%	55	43	11	31	6	146
3310	0	0	24	225	1,088	20.68%	104	51	14	31	1	201
3311	0	1	39	468	1,041	44.96%	219	113	29	66	1	428
3401	0	0	8	81	526	15.40%	30	17	10	14	2	73
3504	0	0	2	8	22	36.36%	2	0	0	3	1	6
3601	0	0	0	32	57	56.14%	8	12	8	4	0	32
3602	0	1	41	465	1,168	39.81%	231	70	45	76	1	423
3605	1	0	39	302	823	36.70%	134	53	6	65	5	263
3701	0	0	21	208	757	27.48%	86	48	18	31	4	187
3900	0	0	49	378	862	43.85%	157	70	30	70	2	329
3901	0	1	18	180	425	42.35%	82	34	11	34	0	161
3902	0	0	12	113	364	31.04%	52	24	12	13	0	101
3903	0	0	68	504	1,136	44.37%	227	96	37	72	4	436
3904	0	0	27	347	790	43.92%	203	28	20	64	5	320

**Canvass Report — Total Voters — Official
Primary — Yakima County, Washington — August 07, 2018**

Total Number of Voters: 39,844 of 114,826 = 34.70%

Precincts Reporting 0 of 174 = 0.00%

Sheriff

Precinct	Blank Ballots Cast	Over Votes	Under Votes	Total Ballots Cast	Registered Voters	Percent Turnout	Robert C. Udell	Dave Simmons	Rick Mottice	Nolan Wentz	Write-In	Totals
3905	0	0	7	106	256	41.41%	57	19	8	15	0	99
4001	0	0	9	88	492	17.89%	32	12	5	30	0	79
4002	0	0	6	82	321	25.55%	17	17	28	9	5	76
4003	0	1	58	417	1,179	35.37%	194	56	37	67	4	358
4005	0	0	15	186	434	42.86%	91	33	16	30	1	171
4102	0	0	36	383	776	49.36%	174	76	25	71	1	347
4104	0	0	20	231	640	36.09%	111	30	15	53	2	211
4105	0	0	15	138	385	35.84%	32	14	71	5	1	123
4106	0	0	36	276	658	41.95%	120	52	18	45	5	240
4108	0	0	55	263	528	49.81%	116	39	11	41	1	208
4109	0	0	60	371	1,148	32.32%	129	98	59	23	2	311
4111	0	1	38	384	857	44.81%	177	45	42	80	1	345
4112	0	1	88	568	1,179	48.18%	225	123	40	88	3	479
4114	0	0	26	286	782	36.57%	118	43	27	71	1	260
4115	0	0	33	277	627	44.18%	139	39	19	44	3	244
4303	1	0	12	88	270	32.59%	40	12	12	11	1	76
4401	1	0	19	167	430	38.84%	79	37	9	22	1	148
4402	0	1	31	234	562	41.64%	109	31	13	44	5	202
4501	0	0	9	63	291	21.65%	26	12	0	14	2	54
4503	0	0	0	33	73	45.21%	17	7	1	8	0	33
4504	1	1	50	271	575	47.13%	130	39	12	36	3	220
4601	0	0	20	148	303	48.84%	71	18	13	26	0	128
4602	0	1	39	217	543	39.96%	89	45	8	33	2	177
4603	0	1	70	446	889	50.17%	216	72	26	56	5	375
4604	0	0	27	194	356	54.49%	104	30	5	28	0	167
4605	0	0	15	149	447	33.33%	66	34	8	26	0	134
4606	1	0	64	441	1,061	41.56%	186	75	29	81	6	377
4609	0	0	5	125	337	37.09%	76	14	11	19	0	120
4615	0	0	42	210	708	29.66%	68	35	44	19	2	168
4616	0	0	14	122	322	37.89%	49	17	29	11	2	108
4618	0	0	24	182	566	32.16%	57	33	34	32	2	158
4623	0	0	4	39	118	33.05%	18	8	4	5	0	35

**Canvass Report — Total Voters — Official
Primary — Yakima County, Washington — August 07, 2018**

Total Number of Voters: 39,844 of 114,826 = 34.70%

Precincts Reporting 0 of 174 = 0.00%

Sheriff

Precinct	Blank Ballots Cast	Over Votes	Under Votes	Total Ballots Cast	Registered Voters	Percent Turnout	Robert C. Udell	Dave Simmons	Rick Mottice	Nolan Wentz	Write-In	Totals
4624	0	1	9	150	322	46.58%	92	16	3	29	0	140
4628	0	0	10	100	355	28.17%	35	23	20	10	2	90
4801	0	0	33	459	1,170	39.23%	236	47	31	112	0	426
4802	0	0	85	597	1,232	48.46%	268	106	35	101	2	512
5001	0	0	9	75	261	28.74%	18	19	20	9	0	66
5003	0	0	29	307	773	39.72%	151	44	27	54	2	278
5010	0	0	17	120	229	52.40%	62	10	7	22	2	103
5012	0	0	19	206	1,055	19.53%	95	44	26	21	1	187
5014	0	0	23	314	803	39.10%	151	34	18	85	3	291
5016	0	0	22	202	474	42.62%	100	31	12	37	0	180
5020	0	0	30	217	460	47.17%	109	24	17	34	3	187
5101	0	0	23	171	384	44.53%	92	17	13	24	2	148
5202	0	0	0	0	5	0.00%	0	0	0	0	0	0
Provisional	0	0	0	0	0	0.00%	0	0	0	0	0	0
Totals:	15	62	5,416	39,844	114,826		16,826	6,673	3,394	7,059	414	34,366

**Canvass Report — Total Voters — Official
Primary — Yakima County, Washington — August 07, 2018**

Total Number of Voters: 39,844 of 114,826 = 34.70%

Precincts Reporting 0 of 174 = 0.00%

Treasurer

Precinct	Blank Ballots Cast	Over Votes	Under Votes	Total Ballots Cast	Registered Voters	Percent Turnout	Ilene Thomson	Write-In	Totals
0001	0	0	0	0	2	0.00%	0	0	0
0101	0	0	40	141	431	32.71%	99	2	101
0102	0	0	17	62	327	18.96%	42	3	45
0103	0	0	30	117	564	20.74%	85	2	87
0104	0	0	6	38	278	13.67%	28	4	32
0105	0	0	20	74	504	14.68%	50	4	54
0110	0	0	91	317	803	39.48%	213	13	226
0111	0	0	52	268	855	31.35%	210	6	216
0112	0	0	12	60	410	14.63%	47	1	48
0113	0	0	49	153	1,087	14.08%	98	6	104
0116	0	0	56	156	538	29.00%	96	4	100
0118	0	0	29	114	372	30.65%	81	4	85
0120	1	0	42	134	966	13.87%	88	4	92
0123	0	0	12	41	325	12.62%	28	1	29
0124	0	0	15	72	554	13.00%	55	2	57
0126	0	0	50	138	832	16.59%	84	4	88
0127	0	0	53	260	1,077	24.14%	198	9	207
0129	0	0	40	179	647	27.67%	133	6	139
0130	0	0	116	404	1,149	35.16%	282	6	288
0131	0	0	128	366	882	41.50%	232	6	238
0132	0	0	70	250	906	27.59%	174	6	180
0133	0	0	75	353	1,143	30.88%	275	3	278
0134	0	0	121	502	1,151	43.61%	377	4	381
0135	0	0	86	284	572	49.65%	196	2	198
0138	0	0	121	507	1,043	48.61%	379	7	386
0139	0	0	103	458	944	48.52%	353	2	355
0140	0	0	60	281	1,169	24.04%	214	7	221
0142	1	0	37	238	486	48.97%	197	4	201
0143	0	0	31	110	379	29.02%	78	1	79
0144	0	0	0	0	5	0.00%	0	0	0
0145	0	0	44	171	809	21.14%	125	2	127
0150	0	0	50	170	766	22.19%	117	3	120

**Canvass Report — Total Voters — Official
Primary — Yakima County, Washington — August 07, 2018**

Total Number of Voters: 39,844 of 114,826 = 34.70%

Precincts Reporting 0 of 174 = 0.00%

Treasurer

Precinct	Blank Ballots Cast	Over Votes	Under Votes	Total Ballots Cast	Registered Voters	Percent Turnout	Ilene Thomson	Write-In	Totals
0153	0	0	62	299	830	36.02%	233	4	237
0154	0	0	87	368	1,189	30.95%	272	9	281
0155	0	0	66	357	873	40.89%	285	6	291
0156	0	0	38	179	684	26.17%	135	6	141
0158	0	0	25	98	458	21.40%	70	3	73
0162	0	0	24	96	263	36.50%	71	1	72
0163	1	0	95	454	804	56.47%	357	2	359
0167	0	0	106	479	956	50.10%	364	9	373
0168	0	0	95	410	744	55.11%	311	4	315
0169	0	0	130	519	1,071	48.46%	383	6	389
0170	0	0	60	173	457	37.86%	107	6	113
0171	0	0	37	145	333	43.54%	104	4	108
0173	0	0	50	233	668	34.88%	181	2	183
0175	0	0	40	173	439	39.41%	133	0	133
0177	0	0	97	444	1,048	42.37%	338	9	347
0179	0	0	77	427	894	47.76%	345	5	350
0180	0	0	73	364	932	39.06%	283	8	291
0181	0	0	102	474	948	50.00%	370	2	372
0182	1	0	115	561	1,270	44.17%	440	6	446
0183	0	0	72	330	727	45.39%	258	0	258
0185	1	0	101	386	868	44.47%	281	4	285
0186	0	0	49	239	522	45.79%	189	1	190
0187	0	0	78	370	819	45.18%	291	1	292
0188	0	0	74	327	738	44.31%	250	3	253
0189	0	0	78	338	750	45.07%	257	3	260
0190	0	0	44	224	532	42.11%	179	1	180
0191	0	0	0	0	1	0.00%	0	0	0
0192	0	0	37	193	703	27.45%	153	3	156
0193	0	0	55	222	417	53.24%	167	0	167
0301	0	0	17	57	305	18.69%	40	0	40
0302	0	0	51	185	871	21.24%	131	3	134
0303	0	0	53	202	964	20.95%	145	4	149

**Canvass Report — Total Voters — Official
Primary — Yakima County, Washington — August 07, 2018**

Total Number of Voters: 39,844 of 114,826 = 34.70%

Precincts Reporting 0 of 174 = 0.00%

Treasurer

Precinct	Blank Ballots Cast	Over Votes	Under Votes	Total Ballots Cast	Registered Voters	Percent Turnout	Ilene Thomson	Write-In	Totals
0304	0	0	19	92	246	37.40%	73	0	73
0305	0	0	3	8	33	24.24%	5	0	5
0306	0	0	65	274	919	29.82%	205	4	209
0307	0	0	2	13	74	17.57%	11	0	11
0308	0	0	0	1	6	16.67%	1	0	1
0501	0	0	54	206	1,037	19.86%	150	2	152
0701	0	0	22	75	270	27.78%	51	2	53
0901	0	0	42	126	623	20.22%	77	7	84
1101	0	0	48	270	1,017	26.55%	215	7	222
1103	0	0	52	269	827	32.53%	216	1	217
1301	0	0	48	200	475	42.11%	150	2	152
1501	0	0	80	298	882	33.79%	213	5	218
1502	0	0	132	512	1,143	44.79%	374	6	380
1503	0	0	103	426	869	49.02%	318	5	323
1504	0	0	137	473	1,084	43.63%	331	5	336
1701	0	0	59	206	1,004	20.52%	143	4	147
1703	0	0	49	195	767	25.42%	142	4	146
1704	0	0	0	0	0	0.00%	0	0	0
1705	0	0	105	370	809	45.74%	261	4	265
1706	0	0	40	211	1,244	16.96%	167	4	171
1708	0	1	62	193	962	20.06%	128	2	130
1901	0	0	24	109	437	24.94%	85	0	85
2101	0	0	63	187	1,011	18.50%	118	6	124
2102	0	0	47	164	768	21.35%	114	3	117
2103	0	0	56	178	1,083	16.44%	122	0	122
2301	0	0	63	230	820	28.05%	163	4	167
2303	0	0	51	194	716	27.09%	139	4	143
2306	0	0	56	284	1,125	25.24%	223	5	228
2501	0	0	64	160	988	16.19%	92	4	96
2502	0	0	20	65	560	11.61%	37	8	45
2701	0	0	33	171	477	35.85%	137	1	138
2702	2	0	96	431	1,015	42.46%	333	2	335

**Canvass Report — Total Voters — Official
Primary — Yakima County, Washington — August 07, 2018**

Total Number of Voters: 39,844 of 114,826 = 34.70%

Precincts Reporting 0 of 174 = 0.00%

Treasurer

Precinct	Blank Ballots Cast	Over Votes	Under Votes	Total Ballots Cast	Registered Voters	Percent Turnout	Ilene Thomson	Write-In	Totals
3002	1	0	11	67	258	25.97%	56	0	56
3004	0	0	2	12	30	40.00%	10	0	10
3100	0	0	54	273	834	32.73%	217	2	219
3101	0	0	30	151	431	35.03%	118	3	121
3102	0	0	57	233	884	26.36%	172	4	176
3103	0	0	41	159	711	22.36%	111	7	118
3104	0	0	82	338	906	37.31%	253	3	256
3105	0	0	5	25	109	22.94%	20	0	20
3106	1	0	61	263	688	38.23%	196	6	202
3203	0	0	70	354	840	42.14%	281	3	284
3205	0	0	85	410	1,128	36.35%	322	3	325
3206	0	0	84	410	832	49.28%	320	6	326
3208	0	0	5	32	138	23.19%	27	0	27
3301	0	0	46	215	567	37.92%	167	2	169
3303	0	0	35	116	426	27.23%	81	0	81
3304	0	0	79	317	798	39.72%	237	1	238
3305	0	0	57	259	696	37.21%	201	1	202
3308	1	0	53	293	779	37.61%	239	1	240
3309	0	0	46	168	731	22.98%	118	4	122
3310	0	0	56	225	1,088	20.68%	168	1	169
3311	0	0	88	468	1,041	44.96%	377	3	380
3401	0	0	28	81	526	15.40%	51	2	53
3504	0	0	3	8	22	36.36%	4	1	5
3601	0	0	2	32	57	56.14%	30	0	30
3602	0	0	87	465	1,168	39.81%	373	5	378
3605	1	0	70	302	823	36.70%	223	9	232
3701	0	0	35	208	757	27.48%	168	5	173
3900	0	0	65	378	862	43.85%	307	6	313
3901	0	0	33	180	425	42.35%	147	0	147
3902	0	0	26	113	364	31.04%	87	0	87
3903	0	0	110	504	1,136	44.37%	387	7	394
3904	0	0	76	347	790	43.92%	267	4	271

Canvass Report — Total Voters — Official Primary — Yakima County, Washington — August 07, 2018

Total Number of Voters: 39,844 of 114,826 = 34.70%

Precincts Reporting 0 of 174 = 0.00%

Treasurer

Precinct	Blank Ballots Cast	Over Votes	Under Votes	Total Ballots Cast	Registered Voters	Percent Turnout	Ilene Thomson	Write-In	Totals
3905	0	0	16	106	256	41.41%	89	1	90
4001	0	0	18	88	492	17.89%	69	1	70
4002	0	0	14	82	321	25.55%	63	5	68
4003	0	0	74	417	1,179	35.37%	336	7	343
4005	0	0	33	186	434	42.86%	151	2	153
4102	0	0	77	383	776	49.36%	305	1	306
4104	0	0	44	231	640	36.09%	185	2	187
4105	0	0	29	138	385	35.84%	108	1	109
4106	0	0	53	276	658	41.95%	216	7	223
4108	0	0	80	263	528	49.81%	182	1	183
4109	0	0	83	371	1,148	32.32%	284	4	288
4111	0	0	70	384	857	44.81%	311	3	314
4112	0	0	137	568	1,179	48.18%	428	3	431
4114	0	0	52	286	782	36.57%	233	1	234
4115	0	0	55	277	627	44.18%	219	3	222
4303	1	0	20	88	270	32.59%	67	1	68
4401	1	0	39	167	430	38.84%	126	2	128
4402	0	0	51	234	562	41.64%	179	4	183
4501	0	0	12	63	291	21.65%	48	3	51
4503	0	0	4	33	73	45.21%	29	0	29
4504	1	0	65	271	575	47.13%	203	3	206
4601	0	0	34	148	303	48.84%	111	3	114
4602	0	0	55	217	543	39.96%	158	4	162
4603	0	0	104	446	889	50.17%	336	6	342
4604	0	0	61	194	356	54.49%	132	1	133
4605	0	0	21	149	447	33.33%	128	0	128
4606	1	0	99	441	1,061	41.56%	333	9	342
4609	0	0	16	125	337	37.09%	109	0	109
4615	0	0	53	210	708	29.66%	155	2	157
4616	0	0	22	122	322	37.89%	98	2	100
4618	0	0	43	182	566	32.16%	139	0	139
4623	0	0	14	39	118	33.05%	25	0	25

**Canvass Report — Total Voters — Official
Primary — Yakima County, Washington — August 07, 2018**

Total Number of Voters: 39,844 of 114,826 = 34.70%

Precincts Reporting 0 of 174 = 0.00%

Treasurer

Precinct	Blank Ballots Cast	Over Votes	Under Votes	Total Ballots Cast	Registered Voters	Percent Turnout	Ilene Thomson	Write-In	Totals
4624	0	0	35	150	322	46.58%	115	0	115
4628	0	0	11	100	355	28.17%	86	3	89
4801	0	0	83	459	1,170	39.23%	374	2	376
4802	0	0	168	597	1,232	48.46%	428	1	429
5001	0	0	18	75	261	28.74%	57	0	57
5003	0	0	52	307	773	39.72%	251	4	255
5010	0	0	28	120	229	52.40%	91	1	92
5012	0	0	60	206	1,055	19.53%	146	0	146
5014	0	0	69	314	803	39.10%	243	2	245
5016	0	0	54	202	474	42.62%	148	0	148
5020	0	0	54	217	460	47.17%	160	3	163
5101	0	0	38	171	384	44.53%	130	3	133
5202	0	0	0	0	5	0.00%	0	0	0
Provisional	0	0	0	0	0	0.00%	0	0	0
Totals:	15	1	9,239	39,844	114,826		30,070	534	30,604

Canvass Report — Total Voters — Official Primary — Yakima County, Washington — August 07, 2018

Total Number of Voters: 39,844 of 114,826 = 34.70%

Precincts Reporting 0 of 174 = 0.00%

County Commissioner, District 3

Precinct	Blank Ballots Cast	Over Votes	Under Votes	Total Ballots Cast	Registered Voters	Percent Turnout	Lisa A. Homer	Susan Soto Palmer	Summer Derrey	Jose A. Trevino	Norm Childress	Stephen Changala	Brent Knautz	Write-In	Continued
0101	0	1	4	141	431	32.71%	23	61	13	13	13	4	9	0	
0102	0	1	0	62	327	18.96%	7	28	9	4	3	3	7	0	
0103	0	0	5	117	564	20.74%	29	44	10	8	8	8	4	1	
0120	1	0	8	134	966	13.87%	17	69	5	19	5	1	10	0	
0123	0	1	2	41	325	12.62%	5	20	0	8	2	0	3	0	
0124	0	1	5	72	554	13.00%	17	30	3	5	5	3	3	0	
0126	0	0	8	138	832	16.59%	19	74	9	13	7	2	6	0	
0144	0	0	0	0	5	0.00%	0	0	0	0	0	0	0	0	
0301	0	0	2	57	305	18.69%	3	25	3	3	16	2	3	0	
0302	0	0	7	185	871	21.24%	15	64	6	12	63	2	16	0	
0303	0	1	12	202	964	20.95%	18	68	17	22	45	2	17	0	
0304	0	0	2	92	246	37.40%	5	19	3	4	48	3	8	0	
0305	0	0	0	8	33	24.24%	3	1	0	1	2	0	1	0	
0306	0	0	4	274	919	29.82%	25	74	15	8	106	13	29	0	
0307	0	0	2	13	74	17.57%	0	1	1	0	9	0	0	0	
0308	0	0	0	1	6	16.67%	1	0	0	0	0	0	0	0	
0501	0	0	5	206	1,037	19.86%	16	86	15	41	24	14	5	0	
1101	0	0	7	270	1,017	26.55%	40	58	51	26	21	20	45	2	
1103	0	0	20	269	827	32.53%	35	52	36	14	30	39	43	0	
1701	0	1	14	206	1,004	20.52%	16	92	11	23	37	5	5	2	
1703	0	1	15	195	767	25.42%	24	61	4	21	46	12	11	0	
1704	0	0	0	0	0	0.00%	0	0	0	0	0	0	0	0	
1705	0	0	11	370	809	45.74%	41	101	47	42	101	13	13	1	
1706	0	1	12	211	1,244	16.96%	20	97	5	22	40	9	5	0	
1708	0	1	5	193	962	20.06%	17	82	21	10	42	4	10	1	
2701	0	0	8	171	477	35.85%	21	30	73	7	8	17	6	1	
2702	2	2	22	431	1,015	42.46%	35	77	154	28	43	39	31	0	
3100	0	0	7	273	834	32.73%	19	50	18	17	122	5	35	0	
3101	0	0	6	151	431	35.03%	11	24	9	3	53	18	27	0	
3104	0	1	10	338	906	37.31%	31	77	98	25	36	40	18	2	
3206	0	1	34	410	832	49.28%	59	61	62	23	63	43	64	0	
3303	0	0	12	116	426	27.23%	15	27	17	16	19	4	6	0	

Canvass Report — Total Voters — Official Primary — Yakima County, Washington — August 07, 2018

Total Number of Voters: 39,844 of 114,826 = 34.70%

Precincts Reporting 0 of 174 = 0.00%

County Commissioner, District 3

Precinct	Blank Ballots Cast	Over Votes	Under Votes	Total Ballots Cast	Registered Voters	Percent Turnout	Lisa A. Homer	Susan Soto Palmer	Summer Derrey	Jose A. Trevino	Norm Childress	Stephen Changala	Brent Knautz	Write-In	Continued
3304	0	0	9	317	798	39.72%	37	60	26	19	45	65	56	0	
3311	0	0	19	468	1,041	44.96%	59	73	144	33	58	56	26	0	
3504	0	0	1	8	22	36.36%	2	0	0	2	2	0	0	1	
3902	0	0	0	113	364	31.04%	3	30	16	17	32	13	2	0	
4003	0	1	18	417	1,179	35.37%	42	68	73	26	51	83	55	0	
4005	0	0	6	186	434	42.86%	18	32	30	4	18	34	44	0	
4105	0	0	10	138	385	35.84%	22	18	6	5	45	13	19	0	
4106	0	0	10	276	658	41.95%	37	37	38	19	23	39	72	1	
4109	0	0	20	371	1,148	32.32%	32	89	27	34	97	43	28	1	
4303	1	0	6	88	270	32.59%	12	13	10	2	19	22	4	0	
4401	1	0	7	167	430	38.84%	10	33	30	13	14	44	16	0	
4504	1	0	12	271	575	47.13%	30	58	57	12	25	38	39	0	
4606	1	0	24	441	1,061	41.56%	80	92	74	29	36	57	48	1	
4615	0	0	12	210	708	29.66%	16	51	21	16	57	25	12	0	
4616	0	0	6	122	322	37.89%	19	14	10	8	49	9	6	1	
4618	0	0	9	182	566	32.16%	20	43	10	12	55	16	17	0	
4628	0	0	3	100	355	28.17%	13	20	11	8	21	13	11	0	
4802	0	0	34	597	1,232	48.46%	64	152	97	37	43	80	90	0	
5001	0	0	2	75	261	28.74%	2	26	3	5	13	16	8	0	
5101	0	0	11	171	384	44.53%	28	30	30	8	9	25	29	1	
5202	0	0	0	0	5	0.00%	0	0	0	0	0	0	0	0	
Provisional	0	0	0	0	0	0.00%	0	0	0	0	0	0	0	0	
Totals:	7	14	468	10,065	32,208		1,133	2,492	1,428	747	1,729	1,016	1,022	16	

**Canvass Report — Total Voters — Official
Primary — Yakima County, Washington — August 07, 2018**

Total Number of Voters: 39,844 of 114,826 = 34.70%

Precincts Reporting 0 of 174 = 0.00%

County Commissioner, District 3

Continued

Precinct	Blank Ballots Cast	Over Votes	Under Votes	Total Ballots Cast	Registered Voters	Percent Turnout	Totals
0101	0	1	4	141	431	32.71%	136
0102	0	1	0	62	327	18.96%	61
0103	0	0	5	117	564	20.74%	112
0120	1	0	8	134	966	13.87%	126
0123	0	1	2	41	325	12.62%	38
0124	0	1	5	72	554	13.00%	66
0126	0	0	8	138	832	16.59%	130
0144	0	0	0	0	5	0.00%	0
0301	0	0	2	57	305	18.69%	55
0302	0	0	7	185	871	21.24%	178
0303	0	1	12	202	964	20.95%	189
0304	0	0	2	92	246	37.40%	90
0305	0	0	0	8	33	24.24%	8
0306	0	0	4	274	919	29.82%	270
0307	0	0	2	13	74	17.57%	11
0308	0	0	0	1	6	16.67%	1
0501	0	0	5	206	1,037	19.86%	201
1101	0	0	7	270	1,017	26.55%	263
1103	0	0	20	269	827	32.53%	249
1701	0	1	14	206	1,004	20.52%	191
1703	0	1	15	195	767	25.42%	179
1704	0	0	0	0	0	0.00%	0
1705	0	0	11	370	809	45.74%	359
1706	0	1	12	211	1,244	16.96%	198
1708	0	1	5	193	962	20.06%	187
2701	0	0	8	171	477	35.85%	163
2702	2	2	22	431	1,015	42.46%	407
3100	0	0	7	273	834	32.73%	266
3101	0	0	6	151	431	35.03%	145
3104	0	1	10	338	906	37.31%	327
3206	0	1	34	410	832	49.28%	375

**Canvass Report — Total Voters — Official
Primary — Yakima County, Washington — August 07, 2018**

Total Number of Voters: 39,844 of 114,826 = 34.70%

Precincts Reporting 0 of 174 = 0.00%

County Commissioner, District 3

Continued

Precinct	Blank Ballots Cast	Over Votes	Under Votes	Total Ballots Cast	Registered Voters	Percent Turnout	Totals
3303	0	0	12	116	426	27.23%	104
3304	0	0	9	317	798	39.72%	308
3311	0	0	19	468	1,041	44.96%	449
3504	0	0	1	8	22	36.36%	7
3902	0	0	0	113	364	31.04%	113
4003	0	1	18	417	1,179	35.37%	398
4005	0	0	6	186	434	42.86%	180
4105	0	0	10	138	385	35.84%	128
4106	0	0	10	276	658	41.95%	266
4109	0	0	20	371	1,148	32.32%	351
4303	1	0	6	88	270	32.59%	82
4401	1	0	7	167	430	38.84%	160
4504	1	0	12	271	575	47.13%	259
4606	1	0	24	441	1,061	41.56%	417
4615	0	0	12	210	708	29.66%	198
4616	0	0	6	122	322	37.89%	116
4618	0	0	9	182	566	32.16%	173
4628	0	0	3	100	355	28.17%	97
4802	0	0	34	597	1,232	48.46%	563
5001	0	0	2	75	261	28.74%	73
5101	0	0	11	171	384	44.53%	160
5202	0	0	0	0	5	0.00%	0
Provisional	0	0	0	0	0	0.00%	0
Totals:	7	14	468	10,065	32,208		9,583

**Canvass Report — Total Voters — Official
Primary — Yakima County, Washington — August 07, 2018**

Page 96 of 114

08/21/2018 08:36 AM

Total Number of Voters: 39,844 of 114,826 = 34.70%

Precincts Reporting 0 of 174 = 0.00%

Yakima County Fire Protection District No. 4 Proposition No. 1 - Levy Lid Lift

Precinct	Blank Ballots Cast	Over Votes	Under Votes	Total Ballots Cast	Registered Voters	Percent Turnout	Approved	Rejected	Totals
1101	0	0	13	270	1,017	26.55%	143	114	257
1103	0	0	18	269	827	32.53%	146	105	251
3106	1	0	19	263	688	38.23%	136	108	244
3206	0	0	30	410	832	49.28%	247	133	380
3304	0	0	13	309	778	39.72%	148	148	296
3504	0	0	0	8	22	36.36%	2	6	8
4003	0	1	29	417	1,179	35.37%	204	183	387
4005	0	0	7	186	434	42.86%	89	90	179
4106	0	0	10	276	658	41.95%	152	114	266
4401	1	0	0	0	2	0.00%	0	0	0
4501	0	0	4	63	291	21.65%	34	25	59
4504	1	0	18	271	575	47.13%	160	93	253
4606	1	0	27	441	1,061	41.56%	251	163	414
4802	0	0	34	597	1,232	48.46%	342	221	563
5101	0	0	9	171	384	44.53%	112	50	162
Provisional	0	0	0	0	0	0.00%	0	0	0
Totals:	4	1	231	3,951	9,980		2,166	1,553	3,719

**Canvass Report — Total Voters — Official
Primary — Yakima County, Washington — August 07, 2018**

Total Number of Voters: 39,844 of 114,826 = 34.70%

Precincts Reporting 0 of 174 = 0.00%

Selah Park & Recreation Service Area Proposition No. 1 - 6 year Levy

Precinct	Blank Ballots Cast	Over Votes	Under Votes	Total Ballots Cast	Registered Voters	Percent Turnout	Yes	No	Totals
1501	0	0	8	298	882	33.79%	172	118	290
1502	0	0	11	512	1,143	44.79%	324	177	501
1503	0	0	8	426	869	49.02%	269	149	418
1504	0	0	15	473	1,084	43.63%	295	163	458
3504	0	0	0	8	22	36.36%	0	8	8
3602	0	0	2	20	32	62.50%	15	3	18
3900	0	0	4	378	862	43.85%	201	173	374
3901	0	0	1	180	425	42.35%	83	96	179
3903	0	0	11	504	1,136	44.37%	272	221	493
4108	0	0	6	252	510	49.41%	148	98	246
4112	0	0	18	568	1,179	48.18%	330	220	550
4115	0	0	0	8	15	53.33%	3	5	8
4402	0	0	15	234	562	41.64%	119	100	219
4602	0	0	7	217	543	39.96%	137	73	210
4603	0	0	19	446	889	50.17%	241	186	427
4604	0	0	1	194	356	54.49%	103	90	193
4605	0	0	10	149	447	33.33%	80	59	139
5016	0	0	8	202	474	42.62%	122	72	194
Provisional	0	0	0	0	0	0.00%	0	0	0
Totals:	0	0	144	5,069	11,430		2,914	2,011	4,925

**Canvass Report — Total Voters — Official
Primary — Yakima County, Washington — August 07, 2018**

Total Number of Voters: 39,844 of 114,826 = 34.70%

Precincts Reporting 0 of 174 = 0.00%

0132 Precinct Committee Officer

Precinct	Blank Ballots Cast	Over Votes	Under Votes	Total Ballots Cast	Registered Voters	Percent Turnout	Gary Hintze - Rep	Mary Ann Lockhart - Rep	Totals
0132	0	0	106	250	906	27.59%	57	87	144
Provisional	0	0	0	0	0	0.00%	0	0	0
Totals:	0	0	106	250	906		57	87	144

Canvass Report — Total Voters — Official Primary — Yakima County, Washington — August 07, 2018

Page 99 of 114

08/21/2018 08:36 AM

Total Number of Voters: 39,844 of 114,826 = 34.70%

Precincts Reporting 0 of 174 = 0.00%

0133 Precinct Committee Officer

Precinct	Blank Ballots Cast	Over Votes	Under Votes	Total Ballots Cast	Registered Voters	Percent Turnout	Sheila Treat - Dem	Randall Yaeger - Dem	Totals
0133	0	0	149	353	1,143	30.88%	133	71	204
Provisional	0	0	0	0	0	0.00%	0	0	0
Totals:	0	0	149	353	1,143		133	71	204

**Canvass Report — Total Voters — Official
Primary — Yakima County, Washington — August 07, 2018**

Page 100 of 114

08/21/2018 08:36 AM

Total Number of Voters: 39,844 of 114,826 = 34.70%

Precincts Reporting 0 of 174 = 0.00%

0134 Precinct Committee Officer

Precinct	Blank Ballots Cast	Over Votes	Under Votes	Total Ballots Cast	Registered Voters	Percent Turnout	David Powell - Dem	Aaron Case - Dem	Totals
0134	0	0	298	502	1,151	43.61%	132	72	204
Provisional	0	0	0	0	0	0.00%	0	0	0
Totals:	0	0	298	502	1,151		132	72	204

**Canvass Report — Total Voters — Official
Primary — Yakima County, Washington — August 07, 2018**

Page 101 of 114

08/21/2018 08:36 AM

Total Number of Voters: 39,844 of 114,826 = 34.70%

Precincts Reporting 0 of 174 = 0.00%

0167 Precinct Committee Officer

Precinct	Blank Ballots Cast	Over Votes	Under Votes	Total Ballots Cast	Registered Voters	Percent Turnout	Laura Pickett - Rep	Garth McKinney - Rep	Totals
0167	0	0	188	479	956	50.10%	176	115	291
Provisional	0	0	0	0	0	0.00%	0	0	0
Totals:	0	0	188	479	956		176	115	291

**Canvass Report — Total Voters — Official
Primary — Yakima County, Washington — August 07, 2018**

Page 102 of 114

08/21/2018 08:36 AM

Total Number of Voters: 39,844 of 114,826 = 34.70%

Precincts Reporting 0 of 174 = 0.00%

0169 Precinct Committee Officer

Precinct	Blank Ballots Cast	Over Votes	Under Votes	Total Ballots Cast	Registered Voters	Percent Turnout	John Puccinelli - Rep	Sandi Belzer - Rep	Totals
0169	0	0	160	519	1,071	48.46%	226	133	359
Provisional	0	0	0	0	0	0.00%	0	0	0
Totals:	0	0	160	519	1,071		226	133	359

**Canvass Report — Total Voters — Official
Primary — Yakima County, Washington — August 07, 2018**

Page 103 of 114

08/21/2018 08:36 AM

Total Number of Voters: 39,844 of 114,826 = 34.70%

Precincts Reporting 0 of 174 = 0.00%

0175 Precinct Committee Officer

Precinct	Blank Ballots Cast	Over Votes	Under Votes	Total Ballots Cast	Registered Voters	Percent Turnout	David Purcell - Rep	Gary S. Layton - Rep	Totals
0175	0	0	71	173	439	39.41%	66	36	102
Provisional	0	0	0	0	0	0.00%	0	0	0
Totals:	0	0	71	173	439		66	36	102

Canvass Report — Total Voters — Official Primary — Yakima County, Washington — August 07, 2018

Total Number of Voters: 39,844 of 114,826 = 34.70%

Precincts Reporting 0 of 174 = 0.00%

0193 Precinct Committee Officer

Precinct	Blank Ballots Cast	Over Votes	Under Votes	Total Ballots Cast	Registered Voters	Percent Turnout	Jon DeVaney - Rep	Kyle Curtis - Rep	Totals
0193	0	0	105	222	417	53.24%	53	64	117
Provisional	0	0	0	0	0	0.00%	0	0	0
Totals:	0	0	105	222	417		53	64	117

**Canvass Report — Total Voters — Official
Primary — Yakima County, Washington — August 07, 2018**

Total Number of Voters: 39,844 of 114,826 = 34.70%

Precincts Reporting 0 of 174 = 0.00%

1504 Precinct Committee Officer

Precinct	Blank Ballots Cast	Over Votes	Under Votes	Total Ballots Cast	Registered Voters	Percent Turnout	Leanna Jo Luloff - Rep	Dave Kearby - Rep	Totals
1504	0	0	201	473	1,084	43.63%	88	184	272
Provisional	0	0	0	0	0	0.00%	0	0	0
Totals:	0	0	201	473	1,084		88	184	272

**Canvass Report — Total Voters — Official
Primary — Yakima County, Washington — August 07, 2018**

Page 106 of 114

08/21/2018 08:36 AM

Total Number of Voters: 39,844 of 114,826 = 34.70%

Precincts Reporting 0 of 174 = 0.00%

2301 Precinct Committee Officer

Precinct	Blank Ballots Cast	Over Votes	Under Votes	Total Ballots Cast	Registered Voters	Percent Turnout	Curt Rosenkranz - Rep	Dan C. Olson - Rep	Totals
2301	0	0	54	230	820	28.05%	92	84	176
Provisional	0	0	0	0	0	0.00%	0	0	0
Totals:	0	0	54	230	820		92	84	176

**Canvass Report — Total Voters — Official
Primary — Yakima County, Washington — August 07, 2018**

Page 107 of 114

08/21/2018 08:36 AM

Total Number of Voters: 39,844 of 114,826 = 34.70%

Precincts Reporting 0 of 174 = 0.00%

2306 Precinct Committee Officer

Precinct	Blank Ballots Cast	Over Votes	Under Votes	Total Ballots Cast	Registered Voters	Percent Turnout	Michael Adam MacDonald - Rep	Della Waldbauer - Rep	Totals
2306	0	0	102	284	1,125	25.24%	113	69	182
Provisional	0	0	0	0	0	0.00%	0	0	0
Totals:	0	0	102	284	1,125		113	69	182

Canvass Report — Total Voters — Official Primary — Yakima County, Washington — August 07, 2018

Total Number of Voters: 39,844 of 114,826 = 34.70%

Precincts Reporting 0 of 174 = 0.00%

3104 Precinct Committee Officer

Precinct	Blank Ballots Cast	Over Votes	Under Votes	Total Ballots Cast	Registered Voters	Percent Turnout	John R. Collins - Rep	Eric Miller - Rep	Totals
3104	0	0	122	338	906	37.31%	110	106	216
Provisional	0	0	0	0	0	0.00%	0	0	0
Totals:	0	0	122	338	906		110	106	216

**Canvass Report — Total Voters — Official
Primary — Yakima County, Washington — August 07, 2018**

Total Number of Voters: 39,844 of 114,826 = 34.70%

Precincts Reporting 0 of 174 = 0.00%

3205 Precinct Committee Officer

Precinct	Blank Ballots Cast	Over Votes	Under Votes	Total Ballots Cast	Registered Voters	Percent Turnout	Matt Norling - Rep	Emma Lou Wickersham - Rep	Totals
3205	0	0	137	410	1,128	36.35%	149	124	273
Provisional	0	0	0	0	0	0.00%	0	0	0
Totals:	0	0	137	410	1,128		149	124	273

Canvass Report — Total Voters — Official Primary — Yakima County, Washington — August 07, 2018

Page 110 of 114

08/21/2018 08:36 AM

Total Number of Voters: 39,844 of 114,826 = 34.70%

Precincts Reporting 0 of 174 = 0.00%

3305 Precinct Committee Officer

Precinct	Blank Ballots Cast	Over Votes	Under Votes	Total Ballots Cast	Registered Voters	Percent Turnout	Stephen A. Younker - Rep	Peggy Allan - Rep	Totals
3305	0	0	62	259	696	37.21%	86	111	197
Provisional	0	0	0	0	0	0.00%	0	0	0
Totals:	0	0	62	259	696		86	111	197

Canvass Report — Total Voters — Official Primary — Yakima County, Washington — August 07, 2018

Page 111 of 114

08/21/2018 08:36 AM

Total Number of Voters: 39,844 of 114,826 = 34.70%

Precincts Reporting 0 of 174 = 0.00%

3311 Precinct Committee Officer

Precinct	Blank Ballots Cast	Over Votes	Under Votes	Total Ballots Cast	Registered Voters	Percent Turnout	Summer Derrey - Rep	Matthew M. Bower - Rep	Totals
3311	0	0	106	468	1,041	44.96%	207	155	362
Provisional	0	0	0	0	0	0.00%	0	0	0
Totals:	0	0	106	468	1,041		207	155	362

**Canvass Report — Total Voters — Official
Primary — Yakima County, Washington — August 07, 2018**

Total Number of Voters: 39,844 of 114,826 = 34.70%

Precincts Reporting 0 of 174 = 0.00%

3905 Precinct Committee Officer

Precinct	Blank Ballots Cast	Over Votes	Under Votes	Total Ballots Cast	Registered Voters	Percent Turnout	Mickey L. Nielsen - Rep	Darin Foster - Rep	Totals
3905	0	0	26	106	256	41.41%	46	34	80
Provisional	0	0	0	0	0	0.00%	0	0	0
Totals:	0	0	26	106	256		46	34	80

**Canvass Report — Total Voters — Official
Primary — Yakima County, Washington — August 07, 2018**

Page 113 of 114

08/21/2018 08:36 AM

Total Number of Voters: 39,844 of 114,826 = 34.70%

Precincts Reporting 0 of 174 = 0.00%

4108 Precinct Committee Officer

Precinct	Blank Ballots Cast	Over Votes	Under Votes	Total Ballots Cast	Registered Voters	Percent Turnout	William Skelton - Dem	Jack McEntire - Dem	Totals
4108	0	0	187	263	528	49.81%	30	46	76
Provisional	0	0	0	0	0	0.00%	0	0	0
Totals:	0	0	187	263	528		30	46	76

**Canvass Report — Total Voters — Official
Primary — Yakima County, Washington — August 07, 2018**

Page 114 of 114

08/21/2018 08:36 AM

Total Number of Voters: 39,844 of 114,826 = 34.70%

Precincts Reporting 0 of 174 = 0.00%

5012 Precinct Committee Officer

Precinct	Blank Ballots Cast	Over Votes	Under Votes	Total Ballots Cast	Registered Voters	Percent Turnout	Branden Curtis - Rep	Darrell Dean Winters - Rep	Totals
5012	0	0	62	206	1,055	19.53%	52	92	144
Provisional	0	0	0	0	0	0.00%	0	0	0
Totals:	0	0	62	206	1,055		52	92	144

**Unresolved Write-Ins — Official
Primary — Yakima County, Washington — August 07,2018**

Page 1 of 53

08/21/2018 08:33 AM

Total Number of Voters : 39,844 of 114,826 = 34.70%

Precincts Reporting 0 of 174 = 0.00%

Contest Title	Unresolved Write-In Names	Number of Votes
Partisan Office; U.S. Senator		
	Aaron J. Roberts	1
	Aaron Roberts	1
	Alan M Dillmon	1
	Andrew Detwiler	1
	Bengie Agilar	1
	Benjamin Trickett	2
	Brandon Perry	1
	Brent E Alexander	1
	Bryan Gerkin	1
	Clint Diddler	1
	Clint Didier	1
	Curtis Pulliam	1
	David Rand	1
	Deborah Evans	1
	Dino Rossi	2
	Dylan T Warren	2
	James "Jim" Sund	1
	Jeremie Dufault	1
	Jerry Tenbusch	1
	Jim Restucci	1
	Joe Kim	1
	Joe Mora	1
	John Patriot	1
	Kathy Fisher	3
	Kerrie Drennen	1
	Mario Chavez	1
	Michael Bastinelli	1
	Miles Goodwin	1
	Myles Chavez	1
	Nick Day	1
	Not a valid vote	27
	Pamela L. Brown	1
	Peter Verbrugge	1
	Richard Shenyer	1
	Thomas McCormick	1
	Travis Watkins	2
	Vigrent Carrillo	1
	William Needham	1
Total Unresolved Write-In Names for Contest:		38
Total number of votes:		70

**Unresolved Write-Ins — Official
Primary — Yakima County, Washington — August 07,2018**

Page 2 of 53

08/21/2018 08:33 AM

Total Number of Voters : 39,844 of 114,826 = 34.70%

Precincts Reporting 0 of 174 = 0.00%

Contest Title	Unresolved Write-In Names	Number of Votes
Partisan Office; Congressional District 4; U.S. Representative		
	A. J. Cooper	1
	Aaron Fowler	1
	Abby Hanson	1
	Andrew Smith	1
	Brandon Perry	1
	Charles Cripps	2
	Charles Ross	1
	Clint Cidier	1
	Clint Diddier	4
	Clint Diddier	1
	Clint Dideir	1
	Clint Didier	23
	Clint Didler	1
	Clint Dittier	3
	Curt Diddier	1
	Dave Bartley	2
	Deborah Evans	1
	Doc Hastings	1
	Don Padelford	1
	Duff Dwitt	1
	Duke Gutierrez	1
	Fritz S Hitler	1
	Gary Clark	1
	Good Space Guy	1
	Grace Perrotti	1
	Harry Richard	1
	Henry Bosma	1
	Ian Horn	1
	Isaac Becker	2
	J J Sandlin	1
	Jack Parker	1
	James Kennedy	1
	Jim Brezo	1
	Josh Smith	1
	Kathleen Smith	1
	Keith Brown	1
	Kevin Bouchey	1
	Lance Torme	2
	Liz Anderson	1
	Mario Chavez	1
	Matthew Shea	1
	Mick Howel	1
	Norm Childress	1

**Unresolved Write-Ins — Official
Primary — Yakima County, Washington — August 07,2018**

Page 3 of 53

08/21/2018 08:33 AM

Total Number of Voters : 39,844 of 114,826 = 34.70%

Precincts Reporting 0 of 174 = 0.00%

Contest Title	Unresolved Write-In Names	Number of Votes
Partisan Office; Congressional District 4; U.S. Representative		<i>Continued..</i>
	Not a valid vote	51
	Paul Filicetti	1
	Piper Hale	2
	Rhonda Gabbard	1
	Richard Herriman	2
	Richard T Camp III	1
	Robert Swanson	1
	Ron Paul	1
	Teb Ferga	1
	Ted Denlea	1
	Tim Owen	1
	Todd Ferguson	1
	Tom Warnock	1
	Travis Watkins	2
Total Unresolved Write-In Names for Contest: 57		
Total number of votes:		141

**Unresolved Write-Ins — Official
Primary — Yakima County, Washington — August 07,2018**

Page 4 of 53

08/21/2018 08:33 AM

Total Number of Voters : 39,844 of 114,826 = 34.70%

Precincts Reporting 0 of 174 = 0.00%

Contest Title	Unresolved Write-In Names	Number of Votes
Legislative District 13; Senator	Crispen Willmarth Debbie Noonan Doug W Scott Good Space Guy John Wanamaker D Kathryn Lambert Kathy Lambert Lynn Davis Mary Wilcox Not a valid vote Raeleen Wehrman Theodore Hancock Tim Brezo Travis Watkins	2 1 1 2 1 1 1 1 1 9 1 1 1 1 2
Total Unresolved Write-In Names for Contest:	14	
	Total number of votes:	25

**Unresolved Write-Ins — Official
Primary — Yakima County, Washington — August 07,2018**

Page 5 of 53

08/21/2018 08:33 AM

Total Number of Voters : 39,844 of 114,826 = 34.70%

Precincts Reporting 0 of 174 = 0.00%

Contest Title	Unresolved Write-In Names	Number of Votes
Legislative District 13; Representative, Position 1	Travis Watkins	2
Total Unresolved Write-In Names for Contest: 1		
Total number of votes:		2

**Unresolved Write-Ins — Official
Primary — Yakima County, Washington — August 07,2018**

Page 6 of 53

08/21/2018 08:33 AM

Total Number of Voters : 39,844 of 114,826 = 34.70%

Precincts Reporting 0 of 174 = 0.00%

Contest Title	Unresolved Write-In Names	Number of Votes
Legislative District 13; Representative, Position 2	Jeremie Dufault Mike McCandless Travis Watkins	1 1 2
Total Unresolved Write-In Names for Contest: 3		
Total number of votes:		4

**Unresolved Write-Ins — Official
Primary — Yakima County, Washington — August 07,2018**

Page 7 of 53

08/21/2018 08:33 AM

Total Number of Voters : 39,844 of 114,826 = 34.70%

Precincts Reporting 0 of 174 = 0.00%

Contest Title	Unresolved Write-In Names	Number of Votes
Legislative District 14; Representative, Position 1		
	Aaron Fowler	1
	Brandon Perry	1
	David Amos	1
	Earl J. Hickey	1
	Erick Amundson	1
	Erik Warren	1
	Gary Meagher	2
	Keith Brown	1
	Lisa Homer	2
	Not a valid vote	10
	Summer Derrey	1
	Yurma Mah	1
Total Unresolved Write-In Names for Contest: 12		
Total number of votes:		23

**Unresolved Write-Ins — Official
Primary — Yakima County, Washington — August 07,2018**

Page 8 of 53

08/21/2018 08:33 AM

Total Number of Voters : 39,844 of 114,826 = 34.70%

Precincts Reporting 0 of 174 = 0.00%

Contest Title	Unresolved Write-In Names	Number of Votes
Legislative District 14; Representative, Position 2		
	Aaron Fowler	1
	Brandon Perry	1
	Bruce Smith	1
	Chad Thorn	1
	Clint Didier	2
	David Amos	1
	Doug Federspiel	1
	Eric Spurbeck	1
	Gregg Dumas	1
	Gregory Deccio	1
	Joseph Walsh	1
	Keith Brown	1
	Kelli Mansfield	2
	Krystal Moberly	1
	Laura G Pickett	1
	Mary Meagher	2
	Michael Caulfield	1
	Not a valid vote	14
	Orlanth A Coleman	1
	Pamela L. Brown	1
	Robert McLaughlin	1
	Thomas Singrey	1
<hr/> Total Unresolved Write-In Names for Contest: 22		
Total number of votes:		38

**Unresolved Write-Ins — Official
Primary — Yakima County, Washington — August 07,2018**

Page 9 of 53

08/21/2018 08:33 AM

Total Number of Voters : 39,844 of 114,826 = 34.70%

Precincts Reporting 0 of 174 = 0.00%

Contest Title	Unresolved Write-In Names	Number of Votes
Legislative District 15; Senator		
	Barry Wagert	1
	Bob Hurst	1
	Ceaser Chavez	1
	Elme Ward	1
	Evangeline Aguilar	1
	James Weaver	1
	Jason White	1
	Jay Hester	1
	Jeff Sampson	1
	Jenny Frank	1
	Jered Eliason	1
	Jeremy Van Dam	1
	Joe Mora	1
	Kenny Stinnett	1
	Kerrie Drennen	1
	Kevin Bouchey	1
	Kevin James Teeman	1
	Mario Chavez	1
	Michael W Condardo	1
	Myles Chavez	1
	Not a valid vote	28
	Raymond A Walker	1
	Robert Christenson	1
	Travis Allan	1
Total Unresolved Write-In Names for Contest: 24		
Total number of votes:		51

**Unresolved Write-Ins — Official
Primary — Yakima County, Washington — August 07,2018**

Page 10 of 53

08/21/2018 08:33 AM

Precincts Reporting 0 of 174 = 0.00%

Total Number of Voters : 39,844 of 114,826 = 34.70%

Contest Title	Unresolved Write-In Names	Number of Votes
Legislative District 15; Representative, Position 1		
	Bryan Sandlin	2
	Chris Brown	1
	David Taylor	1
	Deborah Evans	1
	Jeremie Dufault	1
	Kelly Allan	1
	Kevin Bouchey	1
	Mario Chavez	1
	Michael W Condardo	1
	Not a valid vote	13
Total Unresolved Write-In Names for Contest: 10		
Total number of votes:		23

**Unresolved Write-Ins — Official
Primary — Yakima County, Washington — August 07,2018**

Page 11 of 53

08/21/2018 08:33 AM

Total Number of Voters : 39,844 of 114,826 = 34.70%

Precincts Reporting 0 of 174 = 0.00%

Contest Title	Unresolved Write-In Names	Number of Votes
Legislative District 15; Representative, Position 2		
	Christina Becker	1
	Deborah Evans	1
	Kelliann Ergason	1
	Lisa Bradme	1
	Lisa Fresco	1
	Liz Hallock	2
	Mario Chavez	1
	Michele Pecheos	1
	Not a valid vote	8
	Terry Swan	1
	Thomas Francis McCormick	1
	Tracey Slagle	1
<hr/> Total Unresolved Write-In Names for Contest: 12		
Total number of votes:		20

**Unresolved Write-Ins — Official
Primary — Yakima County, Washington — August 07,2018**

Page 12 of 53

08/21/2018 08:33 AM

Total Number of Voters : 39,844 of 114,826 = 34.70%

Precincts Reporting 0 of 174 = 0.00%

Contest Title	Unresolved Write-In Names	Number of Votes
Assessor	A.J. Cooper	1
	Aaron Fowler	1
	Abner Vazquez	1
	Akira Kurosawa	1
	Alexander Hancock	1
	Alexandria Ocasio - Cortez	1
	Alondra Diaz	1
	Amanda Kelley	1
	Amber Gutswilder	1
	Andrea Bongaars	1
	Andrew S. Roberts	1
	Andrew Smith	1
	Andrew T Smith	1
	Araaly Magana	1
	Aracely Magana	1
	Art Coday	1
	Asa Washines	1
	Aubreigh Morse	1
	Audel Mejia	1
	Avena M Smith	1
	Berenice Ponce	1
	Bernal Boca	1
	Bernie Sanders	3
	Bertha Alvarez	1
	Bill Hicks	2
	Bill McEntire	1
	Bob Dexter	1
	Bob Ross	2
	Bobby Lahlay	1
	Brad Hill	2
	Brad Purdy	1
	Brandon Allen	1
	Brandon Perry	1
	Brandon Rogers	1
	Brent Knautz	3
	Brian Briskey	1
	Brian Moneymaker	5
	Brock Splawn	1
	Bryce Buck	1
	Carmen Mendez	1
	Catrina Mcquen	1
	Cesar Camacho	2
	Charles K. Wickenhagen	1

**Unresolved Write-Ins — Official
Primary — Yakima County, Washington — August 07,2018**

Page 13 of 53

08/21/2018 08:33 AM

Total Number of Voters : 39,844 of 114,826 = 34.70%

Precincts Reporting 0 of 174 = 0.00%

Contest Title	Unresolved Write-In Names	Number of Votes
---------------	---------------------------	-----------------

Assessor

Continued..

Charles Ross	1
Charles Wickenhagan	1
Chase Porter	1
Chelsea Mack	1
Chris Brown	1
Chris Farley	1
Chris Hayes	1
Chris Patten	1
Chris Roberts	1
Christopher Hurl	1
Christy Fordice	1
Cliff Burton	1
Clint Diddier	1
Clint Didier	1
Clint R Tannehill	1
Connor Swan	1
Craig Williams	1
Crispen Willmarth	1
Dale Eamsen	1
Dan Olson	1
Dana Moore	1
Dane Cook	1
Daniel Sands	2
Daniel Valdez	1
Danielle Surkatty	1
Dave Crook	1
Dave Simmons	1
Dave Zumwalt	1
David Bell	1
David C Lewis	1
David Gilmour	1
David M Belair	1
David Minnich	1
Deborah Evans	1
Deborah Parker	1
Debra K Manjarrez	1
Del Holden	1
Dennis Smith	1
Don Easstridge	1
Don Hinman	1
Don L Rivers	2
Don Reynolds	1
Donald Lee Hendrickson	1

**Unresolved Write-Ins — Official
Primary — Yakima County, Washington — August 07,2018**

Page 14 of 53

08/21/2018 08:33 AM

Total Number of Voters : 39,844 of 114,826 = 34.70%

Precincts Reporting 0 of 174 = 0.00%

Contest Title	Unresolved Write-In Names	Number of Votes
---------------	---------------------------	-----------------

Assessor

Continued..

Donovan Verfeger	1
Doug W Scott	1
Douglas W McCracken	1
Duane Reid	1
Earl Steven Lee	1
Eric Jones	1
Esteven A. Hardford	1
Eugene Debs	1
Eunsil Kim	1
Francisco Silva	1
Frank R. Summers	1
Gabriela Smith	1
Garron Quill	1
Gary L Zumwalt	1
George Galvan	1
George Kalberer	1
Glenn Rasmussen	1
Good Space Guy	7
GoodSpaceGuy	1
Gordon Kaestler	1
Gordon L Martin	1
Gordon Martin	1
Gui Blouroe	1
Gwendolyn Harrison	1
Hector Castilla	1
Henry Miller	1
Ignatius Foley	1
Irene Schouweiler	1
Jacb Tate	1
Jace Tucker	1
Jaci Holzer	1
Jack Ryan	1
Jacob Bilsky	1
Jacob Cleveringa	1
Jacob Tate	3
Jaime Esqueda	1
Jake Tate	1
James Barker	1
James Robert	1
James Robert Deal	1
Jamie Abhold	1
Janelle Riddle	4
Janseh Onfray	1

**Unresolved Write-Ins — Official
Primary — Yakima County, Washington — August 07,2018**

Page 15 of 53

08/21/2018 08:33 AM

Total Number of Voters : 39,844 of 114,826 = 34.70%

Precincts Reporting 0 of 174 = 0.00%

Contest Title	Unresolved Write-In Names	Number of Votes
---------------	---------------------------	-----------------

Assessor

Continued..

Jared Marquis	1
Jason I Fairchild	2
Jason Ray	1
Jean Ragland	1
Jeff Evans	1
Jeff Perkins	1
Jeff Place	1
Jeffrey Feen	1
Jeffry Lebowski	2
Jennifer G Ferguson	1
Jeremie Dufault	2
Jerome Brooks	1
Jerry Hinkle	1
Jerry Mellen	1
Jesus Segura	1
Jetsen Cheshier	1
Jim Colbert	1
Jim Dooley	1
Jim Noren Stein	1
Joe Fritts	1
Joe Peoples	1
Joe Walkehiere	1
John Alba	1
John Baule	2
John Hulick	1
John Moore	1
John Olives	1
Jonathan Hibbs	1
Jose Mendez	2
Jose Refugio	1
Jose Rios	1
Jose Salinas	1
Joseph Barrientes	2
Joseph Gonzales	1
Joshua Barboza	1
Juan Aguilar	1
Juan J Aguilar	4
Juan J. Aguilar	1
Kara Danvers	1
Kathi Bonlender	2
Kathy Blachly	1
Kay Funk	2
Keith Brown	1

**Unresolved Write-Ins — Official
Primary — Yakima County, Washington — August 07,2018**

Page 16 of 53

08/21/2018 08:33 AM

Total Number of Voters : 39,844 of 114,826 = 34.70%

Precincts Reporting 0 of 174 = 0.00%

Contest Title	Unresolved Write-In Names	Number of Votes
---------------	---------------------------	-----------------

Assessor

Continued..

Keith Swank	1
Ken Flaks	1
Kenneth Dorais	1
Kerrie Drennen	1
Kevin Suave	1
Kim Schrier	1
Kit Hawver	1
Kona Kelley	1
Kristi Foster	1
Kristy Bailey	1
Kunu Albert	1
L. L. Breer (D)	1
Larry White	1
Leroy Whitekiller	1
Liberty Valance	1
Lilia Ojeda	1
Lincoln Ryals	1
Linda Hall	1
Lisa Boger	1
Lisa Fresco	1
Lisa Graham	1
Lizzy Glenski	1
Loretta Apodaca	1
Lourdes Rosas	1
Lowell Krueger	2
Lucas Clark	1
Luke Hillman	2
Lulu Assink	1
Maria Cantwell	2
Mariano Morales	1
Mario Chavez	1
Mario Martinez	2
Mark Koffler	2
Mark McLemore	1
Marty Layman (Dem)	1
Mary Wilcox	1
Matt Brown	1
Matt Sagen	1
Matthew Kollman	1
Matthew Tomaskin	1
Max Renecker	1
Maxwell Rutter	1
Meg Spurgin	1

**Unresolved Write-Ins — Official
Primary — Yakima County, Washington — August 07,2018**

Page 17 of 53

08/21/2018 08:33 AM

Total Number of Voters : 39,844 of 114,826 = 34.70%

Precincts Reporting 0 of 174 = 0.00%

Contest Title	Unresolved Write-In Names	Number of Votes
---------------	---------------------------	-----------------

Assessor

Continued..

Melanie Manshup	1
Melissa Caballero	1
Mervin Dykstra	2
Michael Caulfield	1
Michael H. Childs	1
Mlchael Rintoul	1
Michael W Conardo	1
Michael W Libbee	2
Michael W. Libbee	1
Michael Williams	1
Michele Pecheos	1
Mike C Voss	1
Mike the mover	1
Mike Willette	1
Miles Vorkosigan	1
Nestor Hernandez	1
Nick Finley	1
Nick S Daviston	1
Noah Ramirez	3
Noan Ramizez	1
Nolan Johnson	1
Not a valid vote	321
Omar Arambul	1
Oswald Fonseca	2
Patrick Keefe	1
Patrick Magaina	1
Patrick Magana	1
Patrick Star	1
Paul Brice	1
Paul Garcia	1
Paul Kalina	1
Paul Lahn	1
Paul Smith	1
Paula Gunderson	1
Pedro Hernandez	1
Pete Cerna	1
R J Smith	1
Rachael Johnson	1
Ranae York	1
Randy Chism	1
Randy Hoffman	1
Randy Perrault	1
Raymond Schloss	1

**Unresolved Write-Ins — Official
Primary — Yakima County, Washington — August 07,2018**

Page 18 of 53

08/21/2018 08:33 AM

Total Number of Voters : 39,844 of 114,826 = 34.70%

Precincts Reporting 0 of 174 = 0.00%

Contest Title	Unresolved Write-In Names	Number of Votes
---------------	---------------------------	-----------------

Assessor

Continued..

Rena Jack	2
Rene Garza	1
Ricardo Gabrera	1
Ricardo Garcia	1
Ricardo Melendrez Jr.	1
Richard Marcley	1
Rick Foss	1
Riley Quincy	1
Rita Fisher	1
Rob Chandler	1
Rob Faulk	1
Robbie Adams	1
Robert French	2
Robert Kransberger	1
Robert Sorensen	1
Robert Wiley	1
Rodingo Martinguez	1
Rodrigo Cortes	1
Rodrigo Ramirez	1
Roger Wilson	1
Rosa Linden	1
Ross Mathews	1
Rueben Alvarado	1
Ruth Baenhart	1
Ryan Fleming	1
Sally Moffat	1
Salomon Medina	1
Salvador Arellanes Jr	1
Sam Johnson	1
Sam Wright	1
Samuel W. Johnson	1
Sandy Reed	1
Sasha Bentley	1
Scott Waywell	1
Sean Deering	1
Sean Worley	1
Shannon White	1
Sharon Maine	1
Sheri Sparacino	1
Skyler Schmidt	1
Stephanie Townsend	1
Stephen Thaxton	1
Steve Baker	1

**Unresolved Write-Ins — Official
Primary — Yakima County, Washington — August 07,2018**

Page 19 of 53

08/21/2018 08:33 AM

Total Number of Voters : 39,844 of 114,826 = 34.70%

Precincts Reporting 0 of 174 = 0.00%

Contest Title	Unresolved Write-In Names	Number of Votes
---------------	---------------------------	-----------------

Assessor

Continued..

Steve Driscoll	1
Steve Hoffman	2
Stormy Daniels	1
Sue Buchanan	1
Summer Derry	1
Susan Soto Palmer	1
Tambi Newton	1
Tanya Knickerbocker	1
Teresa Ahumada	1
Teresa Noel	1
Theodore Hancock	1
Thomas Waywell	1
Tim Ryan	1
Timothy O'dell	1
Tina Alexandra	1
Todd Stottlemeyer	1
Tom Garrison	1
Tom Johnston	1
Tom Martian	1
Tom Parker	1
Tracy Lawrence	1
Travis Allan	1
Travis Watkins	2
Trent Weaver	1
Troy Lavruick	1
Tyrion Lannister	2
Uriel Mendoza	1
Ursa Alviso	1
Virginia Smith	1
Wally Morrison	2
Wayne Nelson	1
Wayne Wanhand	1
Wayne Wasiczko	1
William McEntire	1
William Schuster	1
Woody Chimick	1
Zane Hitchcock	1

Total Unresolved Write-In Names for Contest: 338

Total number of votes: 710

**Unresolved Write-Ins — Official
Primary — Yakima County, Washington — August 07,2018**

Page 20 of 53

08/21/2018 08:33 AM

Total Number of Voters : 39,844 of 114,826 = 34.70%

Precincts Reporting 0 of 174 = 0.00%

Contest Title	Unresolved Write-In Names	Number of Votes
Auditor	Aaron Fowler	1
	Ahren Clark	1
	Alan Munn	1
	Albert Speer	1
	Alden Andy	1
	Alexander Hancock	1
	Alexandria Ocasio - Cortez	1
	Alice Dressel	1
	Ana C Fonseca	1
	Andrea Bongaars	1
	Andrew Smith	1
	Andrew T Smith	1
	Angela Nercal	1
	Aracely Magana	2
	Arthur Curry	1
	Aryell Adams	1
	Austin Aries	1
	Barbara Sorensen	1
	Barbara Stevenson	1
	Barry Madsen	1
	Berenice Ponce	1
	Bernal Boca	1
	Bernie Sanders	3
	Bertha Alvarez	1
	Bethany Kirk	1
	Bill Burr	1
	Bob Dylar	1
	Bob Ross	1
	Bob Story	1
	Brad Purdy	1
	Brandon Allen	1
	Brandon Balliot	1
	Brandon Perry	1
	Brian "Frank" Johnson	1
	Brian Briskey	1
	Bruce Smith	3
	Candice Broom	1
	Cathy L Zumwalt	1
	Cathy Reed	1
	Cathy Wannock	1
	Cesar Camacho	3
	Chares Horton	1
	Chris Brown	1

**Unresolved Write-Ins — Official
Primary — Yakima County, Washington — August 07,2018**

Page 21 of 53

08/21/2018 08:33 AM

Total Number of Voters : 39,844 of 114,826 = 34.70%

Precincts Reporting 0 of 174 = 0.00%

Contest Title	Unresolved Write-In Names	Number of Votes
---------------	---------------------------	-----------------

Auditor

Continued..

Chris Patten	1
Christopher Hurl	1
Chuck Elsen	1
Cindy McLean	1
Clint Diddler	1
Clint Didier	1
Clint R Tannehill	1
Clint Tannehill	1
Colton Wehrman	1
Corky	1
Crystal Bass	2
Cyndi Erwin	1
Dan Olson	1
Dan Schapiro	1
Dan Tilley	1
Danielle Surkatty	1
Daren Allen	2
Dave Cook	1
Dave Simmons	1
David Andrews	1
David Bell	1
David Lester	1
David M Belair	1
David Spade	1
Debbie Lee Hendrickson	1
Debby McEntire	1
Deborah Evans	1
Debra K Manjarrez	1
Denise Stillely	1
Dennis Hosfer	1
Dennis Smith	1
Dicie Marquel	1
Don Easstridge	1
Don L Rivers	2
Doug Lewis	1
Doug W Scott	1
Douglas W McCracken	1
Earl Hall	3
Earl Steven Lee	1
Elmer Ward	1
Elvis Medina	2
Emiliano Zapata	1
Eugene Debs	1

**Unresolved Write-Ins — Official
Primary — Yakima County, Washington — August 07,2018**

Page 22 of 53

08/21/2018 08:33 AM

Total Number of Voters : 39,844 of 114,826 = 34.70%

Precincts Reporting 0 of 174 = 0.00%

Contest Title	Unresolved Write-In Names	Number of Votes
---------------	---------------------------	-----------------

Auditor

Continued..

Eunsil Kim	1
Francisco Silva	1
Frank R. Summers	1
Fred Wilcox	1
Fyodar Dostoeusley	1
Gabriel Munoz	1
Garon Quill	1
Gary Gredvig	1
Gary L Zumwalt	1
George Galvan	1
George H Kalberer	1
Gerry Stinnett	1
Gilbert W E Young	2
Gloria Martinez	1
Good Space Guy	3
GoodSpaceGuy	1
Gordon L Martin	1
Gordon Martin	1
Greg Buttlers	1
Gwendolyn Harrison	1
Harly Monroe	1
Heath Korvela	1
Heather Rieck	1
Helen Smith	1
Ignatius Foley	1
Ike Allred	1
Ilene Thompson	2
Irene Schouweiler	1
Ivan Jugrequi	1
Ivan White	1
Jace Tucker	1
Jack Irion	1
Jacob Bilsky	1
Jakob Parish	1
James Edwards	1
James Robert Deal	2
Jamie Nogales	1
Jana Kent Isaac	1
Jane Kohl - Jones	1
Janelle Riddle	3
Janseh Onfray	1
Jasmine Contreras	1
Jason I Fairchild	2

**Unresolved Write-Ins — Official
Primary — Yakima County, Washington — August 07,2018**

Page 23 of 53

08/21/2018 08:33 AM

Total Number of Voters : 39,844 of 114,826 = 34.70%

Precincts Reporting 0 of 174 = 0.00%

Contest Title	Unresolved Write-In Names	Number of Votes
---------------	---------------------------	-----------------

Auditor

Continued..

Jason White	1
Javier Legorreta	1
Jean Raabe	1
Jean Ragland	1
Jeff Evans	1
Jeff Perkins	1
Jennifer Shreeves	1
Jeremie Dufault	1
Jessica Jones	1
Jesus Segura	1
Jetsen Cheshier	1
Jim Dooley	1
Joe Fritts	1
Joe Walkehiere	1
Joe Wurtz	1
John Holmes	1
John Smith	1
John Snow	1
John W Kits	1
Jon Butler	2
Jose Salinas	1
Joseph Barrientes	1
Joseph Gonzales	1
JoTae Fraser	1
Juan Fonseca	1
Judi M Lewis	1
Kaci Komstadius	1
Kamala Khan	1
Karen Johnson	1
Kari D Brown	1
Karl Johnson	1
Kathi Bonlender	1
Kay Funk	1
Keith Brown	1
Keith Swank	1
Kelly Allan	1
Kelly Sugden	1
Ken Olson	1
Kenneth Dorais	1
Keven Roy	1
Kim Schrier	1
Kimberly Talcatt	1
Kunu Albert	1

**Unresolved Write-Ins — Official
Primary — Yakima County, Washington — August 07,2018**

Page 24 of 53

08/21/2018 08:33 AM

Total Number of Voters : 39,844 of 114,826 = 34.70%

Precincts Reporting 0 of 174 = 0.00%

Contest Title	Unresolved Write-In Names	Number of Votes
---------------	---------------------------	-----------------

Auditor

Continued..

Kurt Coboin	1
Kyle Freeborn	2
Lance Britton	1
Lance Tormey	1
Larry Stevenson	1
Lauren Richardson	1
Leroy Whitekiller	1
Lila Lemp	1
Lilia Ojeda	1
Linda Hall	1
Lisa Boger	1
Lisa Graham	1
Lisa Hall	1
Lola Ryals	1
Lourdes Rosas	1
Lucas Clark	1
Lulu Assink	1
Lynn Burbridge	1
Maria Cantwell	1
Mariano Morales	1
Marie Cooper	1
Marielena Sanchez	1
Mario Chavez	1
Mario Martinez	4
Mark Koffler	2
Marta Marquis	1
Marty Layman (Dem)	1
Marty Miester	1
Mary Printz	1
Max Smith	1
Meagan Lott	1
Meg Spurgin	1
Melissa Caballero	1
Melissa Lewis	1
Meredith Bruch Feen	1
Merrit Johnson	1
Micah Cawley	1
Michael Avenatti	1
Michael Brown	1
Michael Caulfield	1
Michael H. Childs	1
Michael Morales	1
Michael Rintoul	1

**Unresolved Write-Ins — Official
Primary — Yakima County, Washington — August 07,2018**

Page 25 of 53

08/21/2018 08:33 AM

Total Number of Voters : 39,844 of 114,826 = 34.70%

Precincts Reporting 0 of 174 = 0.00%

Contest Title	Unresolved Write-In Names	Number of Votes
---------------	---------------------------	-----------------

Auditor

Continued..

Michael W Concardo	1
Michele Pecheos	1
Mike Morales	1
Mireya Cruz	1
Mohammad Said	1
Monica Gonzalez	1
naiveya Cruz	1
Naomi Whitmore	1
Neal Brumley	1
Nick Finley	1
Nick S Daviston	1
Nicole West	1
Noah Ramirez	2
Noe Alvarez	1
Noel Moxley	2
Not a valid vote	302
Patrick Keefe	1
Patrick Magana	2
Paul George	1
Paul Ward	1
R Allen Walker	1
Rachel Maddow	1
Rafael Fonseca	1
Ranae York	1
Randall Leek	1
Randall Leer	1
Ricardo Melendrez Jr.	1
Ricarod Cabrera	1
Richard Elliott	1
Richard Hoard	1
Richard Marcley	1
Richard Monday	1
Rick Esqueda	1
Rick Foss	1
Rob Faulk	1
Robert Hamlin	1
Roberto Morales	1
Rock Winters	1
Roger Kinder	3
Rosa Linden	1
Rupaul Charles	1
Russ Hanson	1
Russell Roberts	1

**Unresolved Write-Ins — Official
Primary — Yakima County, Washington — August 07,2018**

Page 26 of 53

08/21/2018 08:33 AM

Total Number of Voters : 39,844 of 114,826 = 34.70%

Precincts Reporting 0 of 174 = 0.00%

Contest Title	Unresolved Write-In Names	Number of Votes
---------------	---------------------------	-----------------

Auditor

Continued..

Ryan Fleming	1
Sally Rocha	1
Salvador Arellanes Jr	1
Sam Goode	1
Sam Johnson	1
Sam Newberry	1
Sammy Zain	1
Samuel W. Johnson	1
Sandi Belzer Bendale	1
Sandy Belzer	1
Sandy Jay	1
Sandy Reid	1
Sanford Jetton	2
Sean Brice	1
Sean Deering	1
Sean Worley	1
Sheri Sparacino	1
Spencer Martin	1
Steve Baker	1
Steve Hoffman	2
Steve Many	1
Steven Cook	1
Sue Williams	1
Susan Barrett	1
Sydnee Galusha	1
Tanya Knickerbocker	1
Terry L Schilling	1
Terry Langley	1
Theodore Hancock	1
Thomas Waywell	1
Thor Amundson	1
Tim Schultz	1
Tim Switzer	1
Tina Gonzales	1
Tom Gaulke	1
Tom Martian	1
Tony Chapman	1
Travis Morgan	1
Travis Watkins	1
Trent Weaver	1
Trucha Alviso	1
Tygh Schuster	1
Veronica Castaneda	1

**Unresolved Write-Ins — Official
Primary — Yakima County, Washington — August 07,2018**

Page 27 of 53

08/21/2018 08:33 AM

Total Number of Voters : 39,844 of 114,826 = 34.70%

Precincts Reporting 0 of 174 = 0.00%

Contest Title	Unresolved Write-In Names	Number of Votes
Auditor	<i>Continued..</i>	
	Veronica Vasquez	1
	Vicente Fernandez	1
	Virginia Smith	1
	Walter Sobachak	1
	Walter Sobchak	1
	Wendy Chrisman	1
	William McEntire	1
	Woody Chimick	1
	Wylie Young	1
	Zane Hitchcock	1
Total Unresolved Write-In Names for Contest: 311		
Total number of votes:		646

**Unresolved Write-Ins — Official
Primary — Yakima County, Washington — August 07,2018**

Page 28 of 53

08/21/2018 08:33 AM

Total Number of Voters : 39,844 of 114,826 = 34.70%

Precincts Reporting 0 of 174 = 0.00%

Contest Title	Unresolved Write-In Names	Number of Votes
Clerk	A.J. Cooper	1
	Aaron Fowler	1
	Alex Teimerman	1
	Alexandria Coleman	1
	Alexandria Ocasio - Cortez	1
	Ali Ledesma	1
	Allen George	1
	Ana C Fonseca	1
	Ana Flores	1
	Andrew McCabe	1
	Andrew Rogers	1
	Andrew Smith	1
	Anna Hoselton	1
	Aracely Magana	2
	Aug C Fonseca	1
	Augusta White	1
	Bernal Boca	1
	Bernie Sanders	2
	Beverly Bush	1
	Bob Gulet	1
	Brad Purdy	1
	Brandon Allen	1
	Brandon Metheny	1
	Brandon Perry	1
	Brian Briskey	1
	Brian Stoothoff	1
	Bryan Vazquez	1
	Cary McEntire	1
	Catherine Zumwalt	1
	Cersci Lannister	1
	Chad M Smith	1
	Charlie Day	1
	Chris Patten	1
	Christy Savriol	1
	Clint R. Tannehill	1
	Clint Tannehill	1
	Cris Hase	1
	Danielle Surkatty	1
	Dave Wilson	1
	David A. Zumwalt	1
	Deborah Evans	1
	Dennis Smith	1
	Dolores Nesta	1

**Unresolved Write-Ins — Official
Primary — Yakima County, Washington — August 07,2018**

Page 29 of 53

08/21/2018 08:33 AM

Total Number of Voters : 39,844 of 114,826 = 34.70%

Precincts Reporting 0 of 174 = 0.00%

Contest Title	Unresolved Write-In Names	Number of Votes
---------------	---------------------------	-----------------

Clerk

Continued..

Don L Rivers	1
Don Switzer	1
Donna Pleake	2
Doug W Scott	1
Duane Reed	1
Earl Steven Lee	1
Ed Stover	1
Eddie Vedder	1
Elizabeth Patnode	1
Eugene Debs	1
Francisco Silva	1
Frank Caballero	1
Frank Glaspey	1
Garon Quill	1
Gary Clark	1
George H Kalberer	1
Gladys Picardel	1
Good Space Guy	2
Gregg Dumas	1
Gregory Rankin	1
Harvey Dent	1
Ignatius Foley	1
Irene Schouweiler	1
Irma Hernandez	1
Jackie Corona	1
Jacob Bilsky	1
Jane Doelle	1
Janseh Onfray	1
Jarl Thysell	1
Jarod Swan	1
Jason I Fairchild	2
Jean Ragland	1
Jeff Brown	2
Jennifer Gigi Ferguson	1
Jerome Brooks	1
Jessica Rodrignez	1
Jim Dooley	1
JoAnn Coleman	1
Joe Becker	1
Joe Fritts	1
Joe Mann	1
Joe Walsh	1
Jon Butler	2

**Unresolved Write-Ins — Official
Primary — Yakima County, Washington — August 07,2018**

Page 30 of 53

08/21/2018 08:33 AM

Total Number of Voters : 39,844 of 114,826 = 34.70%

Precincts Reporting 0 of 174 = 0.00%

Contest Title	Unresolved Write-In Names	Number of Votes
---------------	---------------------------	-----------------

Clerk

Continued..

Jonna Pleake	1
Jose Rios	1
Jose Salinas	1
Josep Sunol	1
Joseph Barrientes	1
Joseph Gonzales	1
Josephine Honanie	1
Juan Aquado	1
Juan J Aguilar	3
Juan J. Aguilar	1
Juan Plata	1
Julieanne Lind	1
Kaitlin Bain	1
Karen Jagrish	1
Kate Tidley	1
Kay Funk	1
Keith Hadsel	1
Keke Albert	1
Kenneth Dorais	1
Kim Eaton	1
Lee Hendrickson	1
Leroy Whitekiller	1
Lilia Ojeda	1
Linda Denson	1
Lisa Boger	1
Lulu Assink	1
Lynda Phillips	1
Madison Ramos	1
Margerto Balderate	1
Margo Mcguire	1
Maria Cantwell	2
Mariano Morales	1
Marie Copper	1
Mario Chavez	1
Mario Martinez	1
Mark Belair Sr.	1
Mark Koffler	2
Mark Peterson	1
Marty Layman (Dem)	1
Mary McEntire	1
Mary Willis	1
Meg Spurgin	1
Mia Lopez	1

**Unresolved Write-Ins — Official
Primary — Yakima County, Washington — August 07,2018**

Page 31 of 53

08/21/2018 08:33 AM

Total Number of Voters : 39,844 of 114,826 = 34.70%

Precincts Reporting 0 of 174 = 0.00%

Contest Title	Unresolved Write-In Names	Number of Votes
---------------	---------------------------	-----------------

Clerk

Continued..

Michael Caulfield	1
Michael Rintoul	1
Michael W Condardo	1
Michele Pecheos	1
Michelle Hernandez	1
Mike Gobel	1
Mike Seesley	1
Mohamma Said	1
Nick Finley	1
Noah Ramirez	1
Noan Ramizez	1
Norma Hernandez	1
Not a valid vote	246
Patricia Acevado	1
Patrick Keefe	1
Paul Glerski III	1
Pedro Meza	1
Peggy Case	1
Petra Esqueda	1
Rachel Chavez	1
Raechel Chandler	1
Ranae York	1
Reuban Alvarado	1
Ricardo Garcia	1
Ricardo Melendrez Jr.	1
Ricarod Cabrera	1
Rick Foss	1
Rita Galando	1
Rob Faulk	1
Rocky Acosta	1
Rosita Garcia	1
Ryan Fleming	1
Salvador Arellanes Jr	1
Sam Brown	1
Sam Cook	1
Sam Johnson	1
Samuel Reyna	1
Sandy Schneder	1
Sara Becca Martin	1
Sarah Matheny	2
Sean Deering	1
Sharron Harris	1
Sheila Rank	1

**Unresolved Write-Ins — Official
Primary — Yakima County, Washington — August 07,2018**

Page 32 of 53

08/21/2018 08:33 AM

Total Number of Voters : 39,844 of 114,826 = 34.70%

Precincts Reporting 0 of 174 = 0.00%

Contest Title	Unresolved Write-In Names	Number of Votes
Clerk	<i>Continued..</i>	
	Shelli R. Wilburn	1
	Sheri Sparacino	1
	Sonia Velez	1
	Starla Gable	1
	Starle Gable	1
	Steve Baker	1
	Steve Hoffman	1
	Steve Rogers	1
	Sue Williams	1
	Summer Derrey	1
	Susan Barrett	1
	Susan Palmer	1
	Susan Soto Palmer	1
	Tanya Knickerbocker	1
	Teresa Escamilla	1
	Theodore Hancock	1
	Thomas C Warren	1
	Thomas Waywell	1
	Tom Gaulke	1
	Tom Martian	1
	Tonia Ramirez	2
	Tony Gusman	1
	Uisce Alviso	1
	Valerie Knott	2
	Veronica Castaneda	1
	Vicky Dye	1
	Virginia Kohl	1
	Virginia Smith	1
	Wiley Mills	1
	William Batson	1
	William Sziebert	1
	Woody Chimick	1
Total Unresolved Write-In Names for Contest: 204		463
Total number of votes:		463

**Unresolved Write-Ins — Official
Primary — Yakima County, Washington — August 07,2018**

Page 33 of 53

08/21/2018 08:33 AM

Total Number of Voters : 39,844 of 114,826 = 34.70%

Precincts Reporting 0 of 174 = 0.00%

Contest Title	Unresolved Write-In Names	Number of Votes
Coroner	Aaron Fowler	1
	Alex Emerson	1
	Alexandria Ocasio - Cortez	1
	Amanda Quast	1
	Amanda Ryder	1
	Anna Hoselton	1
	Anne Teernk	1
	Anne Tweedin	1
	Aracely Magana	2
	Bengie Aguilar	1
	Bernal Boca	1
	Bernie Sanders	1
	Brady Linden	1
	Brandon Perry	1
	Brian Briskey	1
	Bruce Whitmore	1
	Charles Chaplin	1
	Charles Ross	1
	Cheyne Lamebull	1
	Cheyne Lamebush	1
	Dale Murney	1
	Dan Doornink	1
	Danielle Surkatty	1
	Dave Mastain	1
	Dave Smith	1
	David Lester	1
	David McCallum	1
	David Metheny	1
	Dawn Mason	1
	Deborah Evans	1
	Dennis Gaskill	1
	Dinah Lance	1
	Doug Fassler	1
	Doug W Scott	1
	Ed Stone King	1
	Emily Appert	1
	Erin Smith	1
	Ethyl McCombs	1
	Eugene Debs	1
	Eunsil Kim	1
	Felipe Lemus	1
	Francisco Silva	1
	Frank Caballero	1

**Unresolved Write-Ins — Official
Primary — Yakima County, Washington — August 07,2018**

Page 34 of 53

08/21/2018 08:33 AM

Total Number of Voters : 39,844 of 114,826 = 34.70%

Precincts Reporting 0 of 174 = 0.00%

Contest Title	Unresolved Write-In Names	Number of Votes
---------------	---------------------------	-----------------

Coroner

Continued..

Frank R. Summers	1
Gene Wilson	1
George H. Kalberer	1
George Hotchko	1
Geraldo Minrs De Oca	1
Good Space Guy	2
Grace Mcguire	1
Hamila Ledar	1
Hank Pym	1
Ignatius Foley	1
Jacob Bilsky	1
Jacob Mejia	1
Jaime Lannister	1
Janelle Riddle	1
Janseh Onfray	1
Jason I Fairchild	2
Jay Enslee (D)	1
Jeff Reynolds	1
Jeffrey Reynolds	1
Jeremie Dufault	1
Jerome Brooks	1
Jessica Mack	1
Joe Fritts	1
Joey Gibson	1
John Adams	1
John M Zumwalt	1
John Snow	1
John Zumwalt	1
Jon Butler	1
Jorge Vargas	1
Joseph Barriantes	1
Joseph Barriantes	1
Joseph Gonzales	1
Josie Barajas	1
Judeth Brisk	1
Judy Harrey	1
Kathy Riddell	1
Kay Funk	2
Keith Brown	1
Kent Vye	1
Larry Salazar	1
Leroy Whitekiller	1
Leslie McLemore	2

**Unresolved Write-Ins — Official
Primary — Yakima County, Washington — August 07,2018**

Page 35 of 53

08/21/2018 08:33 AM

Total Number of Voters : 39,844 of 114,826 = 34.70%

Precincts Reporting 0 of 174 = 0.00%

Contest Title	Unresolved Write-In Names	Number of Votes
---------------	---------------------------	-----------------

Coroner

Continued..

Lilia Ojeda	1
Lillian V. Hungerford	1
Linda Hall	1
Lisa Boger	1
Lisa Fresco	1
Liz Hallock	1
Lulu Assink	1
Mariano Morales	1
Mario Chavez	1
Mario Martinez	1
Mark Joy	1
Marshall Slight	5
Marty Layman (Dem)	1
Maura Isles	1
Meg Ryals	1
Michael Allen	1
Michael Rintoul	1
Michael W Conardo	1
Michele Pecheos	1
Mohammad Said	1
Margarita Fonseca	1
Nick Finley	1
Nicole W Smith	1
Nizal Tawnig Qabback	1
Noah Ramirez	1
Not a valid vote	215
Oswald Fonseca	1
Pat Shanley	1
Patrick Milton	2
Raguel Acosta	1
Rebekah Hede	1
Ricardo Garcia	1
Ricardo Melendrez Jr.	1
Rich Hurtz	1
Ricky Brown	1
Rob Faulk	1
Rochelle Dunmore	1
Rocky Acosta	1
Rodrigo Espinoza	1
Ronald Conturier	1
Ruth Adams	1
Ryan Fleming	1
Sabre Dawg	1

**Unresolved Write-Ins — Official
Primary — Yakima County, Washington — August 07,2018**

Page 36 of 53

08/21/2018 08:33 AM

Total Number of Voters : 39,844 of 114,826 = 34.70%

Precincts Reporting 0 of 174 = 0.00%

Contest Title	Unresolved Write-In Names	Number of Votes
Coroner	<i>Continued..</i>	
	Sally Yates	1
	Salvador Arellanes Jr	1
	Sam Cook	1
	Sam Johnson	1
	Sam Wright	1
	Samuel W. Johnson	1
	Sean Deering	1
	Sheri Sparacino	1
	Sid Haig	1
	Steve Baker	1
	Steve Hoffman	1
	Steve Rogers	1
	Susan Highee Dem	1
	Tanne L Ford	1
	Theodore Hancock	1
	Thomas Waywell	1
	Tom Gaulke	1
	Tom Martian	1
	Tom McLean	1
	Tor Amundson	1
	Travis Watkins	1
	Trinidad Reyna	1
	Woody Chimick	1
Total Unresolved Write-In Names for Contest: 152		
Total number of votes:		376

**Unresolved Write-Ins — Official
Primary — Yakima County, Washington — August 07,2018**

Page 37 of 53

08/21/2018 08:33 AM

Total Number of Voters : 39,844 of 114,826 = 34.70%

Precincts Reporting 0 of 174 = 0.00%

Contest Title	Unresolved Write-In Names	Number of Votes
Prosecuting Attorney	Aaron Buchanan	1
	Aaron Case	4
	Aaron Fowler	1
	Aegon Targarion	1
	Ahren Clark	1
	Alec Derrey	1
	Alexander Hancock	1
	Alexandria Ocasio - Cortez	1
	Alice Cooper	1
	Alondra Diaz	2
	Amber Andrews	1
	Amy Gallardo	1
	Andrea Bongaars	1
	Andrew White	1
	Angela Valdez - Power	1
	Antonio Reyna	2
	Aracely Magana	2
	Archie Bunker	1
	Arthur Curvey	1
	Aryn M Masters	1
	Aryn Marie Masters	1
	Aryn Masters	1
	Atticus Finch	1
	Barry Woodard	1
	Bernal Boca	1
	Bernie Sanders	1
	Blaine Tamaki	4
	Blaine Tomaki	1
	Bob Weir	1
	Brad Chase	2
	Brad Sinsel	1
	Brady Linden	1
	Brandon Allen	1
	Brandon Perry	1
	Caleb R Johnson	1
	Carter Hall	1
	Cecil Wolff	1
	Cheryl Clark	1
	Chris Brown	1
	Chris Patten	1
	Chris Tait	1
	Chris Tate	1
	Christine Dimas	2

**Unresolved Write-Ins — Official
Primary — Yakima County, Washington — August 07,2018**

Page 38 of 53

08/21/2018 08:33 AM

Total Number of Voters : 39,844 of 114,826 = 34.70%

Precincts Reporting 0 of 174 = 0.00%

Contest Title	Unresolved Write-In Names	Number of Votes
---------------	---------------------------	-----------------

Prosecuting Attorney

Continued..

Christy Brock	1
Clay Johnson	1
Clint R Tannehill	1
Connor B Swan	1
Connor Swan	1
Cory Brandt	1
Craig Rutherford	1
Craig Smith	1
Cristobal Silva	1
Cynthia Martinez	2
Daenervs Taraney	1
Dale Coffey	1
Dan Jones	2
Dan Lorello	1
Dan Smith	1
Dan Williams	2
Dani Van Zimmerman	1
Daniel Alaniz	1
Daniel D. Clark	1
Daniel Dean Clark	1
Daniel E Clark	1
Daniel E. Clark	1
Danielle Surkatty	1
Daryl Smart	1
Dave Strider	1
David Farias	1
David Morales	2
David W. Beckley	1
Deborah Evans	1
Derik Robson	1
Doug W Scott	1
Elmer Ward	2
Eugene Debs	1
Eugene Jack	1
Eunsil Kim	1
Evaristo Salas	2
Evaristo Salas Jr	4
F X Lambull	1
F X Lamebull	1
Fintz Perrotti	1
Flecha Gonzales	1
Francisco Silva	1
Frank Caballero	1

**Unresolved Write-Ins — Official
Primary — Yakima County, Washington — August 07,2018**

Page 39 of 53

08/21/2018 08:33 AM

Total Number of Voters : 39,844 of 114,826 = 34.70%

Precincts Reporting 0 of 174 = 0.00%

Contest Title	Unresolved Write-In Names	Number of Votes
---------------	---------------------------	-----------------

Prosecuting Attorney

Continued..

Frank Lisa	1
Frank R. Summers	1
Gabe Esqueda	1
Gary Hintze	1
Gary Loffland	1
Gedgar Camaeo	1
George Lust	1
Glen Warren	1
Glenn Warron	1
Good Space Guy	5
Greg Nelson	1
Greg Scott	3
Gregg Dumas	1
Herb Monroe	1
Ian Horn	1
Ignatius Foley	1
Irene Schouweiler	1
Ivonne Espinoza	1
Jack Fiander	1
Jack R Hawkins	1
Jacob Bilsky	1
James Edwards	1
James Kennedy	1
Jamie Abhold	1
Jamil Gill	1
Janet Foster Goodwill	1
Janseh Onfray	1
Jared Boswell	2
Jay Enslee (D)	1
Jean Ragland	1
Jeff Sessions	1
Jeff Sullivan	2
Jennifer Walters	1
Jeremie Dufault	1
Jerome Brooks	1
Jetsen Cheshier	1
Jim Bob Cester	1
Jim Colbert	1
Jim Dooley	1
Jim Tree	1
Joe Fritts	1
Joe Mora	1
Joe Perez	1

**Unresolved Write-Ins — Official
Primary — Yakima County, Washington — August 07,2018**

Page 40 of 53

08/21/2018 08:33 AM

Total Number of Voters : 39,844 of 114,826 = 34.70%

Precincts Reporting 0 of 174 = 0.00%

Contest Title	Unresolved Write-In Names	Number of Votes
---------------	---------------------------	-----------------

Prosecuting Attorney

Continued..

JoEllen Thomas	1
John Allen	2
John Henry	3
John Maxwell	1
John Orlinsri	1
John Somebody	1
Jonathan Hede	1
Jose Salinas	1
Jose Trevino	1
Joseph Barrientes	1
Joseph Campbell	1
Juan Orozco	1
K Hitchcock	1
Keith Brown	1
Kerrie Drennen	1
Kevan Montoya	2
Kevin Barr	1
Kip Kendrick	1
Kory Flores	1
Larry Tracy	1
Lavette Holman	1
Leeland Yee	1
Leroy Whitekiller	1
Lilia Ojeda	1
Linda Hall	1
Lisa Boger	1
Lori Cleveringa	1
Lulu Assink	1
Marcia Clark	1
Maria Cantwell	3
Maria Chavez	1
Mariano Morales	3
Mario Chavez	1
Mario Martinez	1
Mark Peterson	1
Marty Layman (Dem)	1
Median Lay	1
Meg Spurgin	1
Micaiah McLemore	1
Michael Caulfield	1
Michael H. Childs	1
Michael Rintoul	1
Michele Besso	2

**Unresolved Write-Ins — Official
Primary — Yakima County, Washington — August 07,2018**

Page 41 of 53

08/21/2018 08:33 AM

Total Number of Voters : 39,844 of 114,826 = 34.70%

Precincts Reporting 0 of 174 = 0.00%

Contest Title	Unresolved Write-In Names	Number of Votes
Prosecuting Attorney	<i>Continued..</i>	
	Michele Pecheos	1
	Mike Greene	1
	Mitchell Fairchild	2
	Morio Moralas	1
	Neal Lessenger	1
	Nick Finley	1
	Nicolas B Barrett	1
	Noah Ramirez	1
	Not a valid vote	335
	Pedro Marquez	1
	Percy Q Orwelzy	1
	Quinn Dalan	1
	Quinn Daraw	1
	Quinten Bowman	2
	R. Lee Ermey	1
	Rachel Cortez	1
	Rachel Salmons	1
	Rafael Fonseca	1
	Randal Leland	1
	Randy Cahn	1
	Randy K. Tobert	1
	Randy Perrault	1
	Reed Pell	2
	Ricardo Hernandez	1
	Ricardo Melendrez Jr.	1
	Rich Mathiens	1
	Richard Nead	1
	Rick Smith Jr.	1
	Rob Faulk	1
	Robert Mueller III	1
	Robert Velikanje	1
	Ryan Fleming	1
	Salvador Arellanes Jr	1
	Sam Chen	10
	Sam Johnson	1
	Sam Wright	1
	Samuel W. Johnson	1
	Sasha Bentley	1
	Scott Brumback	2
	Sean Deering	1
	Sean Worley	1
	Sharon Jones Hayston	1
	Sheldon J. Pankton	1

**Unresolved Write-Ins — Official
Primary — Yakima County, Washington — August 07,2018**

Page 42 of 53

08/21/2018 08:33 AM

Total Number of Voters : 39,844 of 114,826 = 34.70%

Precincts Reporting 0 of 174 = 0.00%

Contest Title	Unresolved Write-In Names	Number of Votes
Prosecuting Attorney	<i>Continued..</i>	
	Sheri Sparacino	1
	Stephanie Wilkinson	1
	Stephen Bradley	1
	Steve Baker	1
	Steve Hoffman	1
	Steve Keller	3
	Steven Rigdon	1
	Susan C Arb	1
	T J Bounds	1
	Ted Roy	1
	Terry Abeyta	1
	Terry Goddard	1
	Theodore Donald Karabotsos	2
	Theodore Hancock	1
	Thomas Waywell	1
	Thomas Zillman	1
	Tink Ryals	1
	Tom Gaulke	1
	Tom Martian	1
	Tonilynn Savage	1
	Travis Watkins	2
	Troy Clemens	2
	Troy Clements	32
	Troy Clemmens	1
	Troy Clemons	1
	Troy Climent	1
	Ulvar Klien	1
	Valerie Knott	2
	Wellington Belair	1
	Wiley Hurst	2
	William G. Baker	1
	William Schuler	2
	Woody Chimick	1
Total Unresolved Write-In Names for Contest: 248		
Total number of votes:		671

**Unresolved Write-Ins — Official
Primary — Yakima County, Washington — August 07,2018**

Page 43 of 53

08/21/2018 08:33 AM

Total Number of Voters : 39,844 of 114,826 = 34.70%

Precincts Reporting 0 of 174 = 0.00%

Contest Title	Unresolved Write-In Names	Number of Votes
Sheriff	A J Cooper	1
	Aaron Fowler	1
	Aaron Nonemacher	1
	Abby Jones	1
	Alan Quantrill	2
	Alexandria Ocasio - Cortez	1
	Andrew W Smith	1
	Andy Withrow	1
	Aracely Magana	2
	Arthur Alcazar	1
	Arturo Flores	1
	Arya Stark	1
	Benjamine M. Johnson	1
	Bernal Boca	1
	Bernie Sanders	1
	Bill Kirby	1
	Brad Ansorge	1
	Brady Linden	1
	Brandon Allen	1
	Brandon Perry	1
	Brian Jackson	1
	Brian Winters	1
	Brittany Hayes	1
	Bruno Azpeitia	1
	Carolyn Mason	1
	Catherine Lighty	1
	Chad Peterschick	1
	Chris Brown	1
	Clark Kent	1
	Claude Johnson	1
	Clint Diddler	1
	Clint R Tannehill	1
	Clint R. Tannehill	1
	Craig Schilperoort	1
	Dale Robertson	1
	Danielle Surkatty	1
	Dave Bryant	1
	Dave Jack	1
	Dave Williams	1
	David Lemus	1
	Davis Washines	1
	Deborah Evans	1
	Deray Mckesson	1

**Unresolved Write-Ins — Official
Primary — Yakima County, Washington — August 07,2018**

Page 44 of 53

08/21/2018 08:33 AM

Total Number of Voters : 39,844 of 114,826 = 34.70%

Precincts Reporting 0 of 174 = 0.00%

Contest Title	Unresolved Write-In Names	Number of Votes
---------------	---------------------------	-----------------

Sheriff

Continued..

Dexter Morgan	1
Doug W Scott	1
Earl Lee	1
Erin Smith	1
Eugene Debs	1
Eugene Krabs	1
Eunsil Kim	1
Fonsy Garcia	1
Francisco Silva	1
Frank Lisa	2
Frank R. Summers	1
Glen Moffit	1
Good Space Guy	1
Gwendolyn Harrison	1
Harold Huffman	1
Hector Ahumada	1
Hosea Simmons	1
Ignatius Foley	1
Irene Schouweiler	1
Jack McEntire	1
Jackson Lewis	1
Jacob Bilsky	1
Jakson Hernandez	1
James Comey	4
Jan Lund	1
Janseh Onfray	1
Jay Enslee (D)	1
Jeff Littlebull	1
Jessica Cruz	1
Jetsen Cheshier	1
Joe Arpaio	1
Joe Fritts	1
John Somebody	1
Jose Alvizo	1
Juan Orosco	1
Judith A Galloway	1
Kim Bellamy	1
Kunu Albert	1
Leroy Whitekiller	1
Lilia Ojeda	1
Linda Hall	1
Lisa Boger	1
Lisa Fresco	1

**Unresolved Write-Ins — Official
Primary — Yakima County, Washington — August 07,2018**

Page 45 of 53

08/21/2018 08:33 AM

Total Number of Voters : 39,844 of 114,826 = 34.70%

Precincts Reporting 0 of 174 = 0.00%

Contest Title	Unresolved Write-In Names	Number of Votes
Sheriff	<i>Continued..</i>	
	Lulu Assink	1
	Mariano Morales	1
	Mario Chavez	1
	Mario Martinez	1
	Mario Moralas	1
	Marty Layman (Dem)	1
	Mary Lopez	1
	Mary Schloss	1
	Maxine Walters	1
	Meg Spurgin	1
	Melissa Caballero	1
	Micaiah McLemore	1
	Michael Caulfield	1
	Michael H. Childs	1
	Michael Rintoul	1
	Michael W Condardo	1
	Michele Pecheos	1
	Mike Luke	2
	Mike Pollard	1
	Mike Russell	1
	Mohammad Said	1
	Nestor Hernandez	1
	Nick Finley	1
	Nick Menza	1
	Noah Ramirez	1
	Noan Ramirez	1
	Nolan Johnson	1
	Not a valid vote	244
	Osual Fonseca	1
	Otis Campbell	1
	Pam Monroe	1
	Pat Farias	1
	Pat Makins	1
	Pepper Gonzales	1
	Peter Strzok	1
	Phil Rigdon	1
	Phillip Casey	1
	Ramon Leyua	1
	Raul Lopez	3
	Ricardo Melendrez Jr.	1
	Richard Gilliland	1
	Rob Faulk	1
	Rod Dow	1

**Unresolved Write-Ins — Official
Primary — Yakima County, Washington — August 07,2018**

Page 46 of 53

08/21/2018 08:33 AM

Total Number of Voters : 39,844 of 114,826 = 34.70%

Precincts Reporting 0 of 174 = 0.00%

Contest Title	Unresolved Write-In Names	Number of Votes
Sheriff	<i>Continued..</i>	
	Rodrigo Ramirez	1
	Roy Bean	1
	Ryan Fleming	1
	Salvador Arellanes Jr	1
	Sam Cook	1
	Sam Johnson	1
	Sasha Tervino	1
	Sean Deering	1
	Sheri Sparacino	1
	Sonia Velez	1
	Stephan Changala	1
	Stephen Changala	1
	Steve Baker	1
	Steve Hoffman	1
	Steve Rigdon	1
	Steven Phillips	1
	Theodore Hancock	1
	Thomas Waywell	1
	Thomes C Warren	1
	Tim James	1
	Tom Gaulke	1
	Tom Martian	1
	Tony Walker	1
	Tony Williams	1
	Ty Mains	2
	Veronica Castaneda	1
	Vitalina Sanchez	1
	Walt Longmire	2
	Woody Chimick	1
	Wret Longmire	1
	Yasilia Luu	1
Total Unresolved Write-In Names for Contest: 160		414
Total number of votes:		414

**Unresolved Write-Ins — Official
Primary — Yakima County, Washington — August 07,2018**

Page 47 of 53

08/21/2018 08:33 AM

Total Number of Voters : 39,844 of 114,826 = 34.70%

Precincts Reporting 0 of 174 = 0.00%

Contest Title	Unresolved Write-In Names	Number of Votes
Treasurer	A J Cooper	1
	Aaron Fowler	1
	Abel Marichalar	2
	Alexander Hancock	1
	Alexandria Ocasio - Cortez	1
	Ali Velshi	1
	Amber Andrews	1
	Andrea Bongaars	1
	Andrew Smith	1
	Ann Hicks	2
	Anton Wilson	1
	Aracely Magana	2
	Arthur Digby Sellers	2
	Ben Cross	1
	Ben Dover	1
	Berenice Ponce	1
	Bernie Sanders	1
	Brad Purdy	1
	Brady Linden	1
	Brandon Allen	1
	Brandon Perry	1
	Brandy Schwartz	1
	Brian Briskey	1
	Brock Splawn	1
	Bryon Gonter	1
	Candi Harmon	1
	Cardelia Naismath	1
	Carl Theodor Dreyer	1
	Cathy Warnock	1
	Cesar Camacho	3
	Chad Evans	1
	Chris Patten	1
	Christopher Hurl	1
	Clint Diddler	1
	Clint Didier	1
	Clint R Tannahill	1
	Clint R Tannehill	1
	Clint R. Tannehill	1
	Cristina Ortega	1
	Dale Chaviers	1
	Dale Eeson	1
	Dan Gyman	1
	Danielle Surkatty	1

**Unresolved Write-Ins — Official
Primary — Yakima County, Washington — August 07,2018**

Page 48 of 53

08/21/2018 08:33 AM

Total Number of Voters : 39,844 of 114,826 = 34.70%

Precincts Reporting 0 of 174 = 0.00%

Contest Title	Unresolved Write-In Names	Number of Votes
---------------	---------------------------	-----------------

Treasurer

Continued..

Dave Lind	1
Dave Monroe	1
Dave Simmons	1
David Bell	1
David Lee Murphy	1
David Mendoza	1
David Taylor	1
David V Taylor	1
Deborah Evans	1
Debra K Manjarrez	1
Diana Lopez	1
Diana Prince	1
Don Easstridge	1
Don L Rivers	1
Dory Smithe	1
Doug Lewis	1
Doug W Scott	1
Douglas W McCracken	1
Earl Steve Lee	1
Erin L Smith	1
Erin Smith	1
Ernie Charvet	1
Eugene Debs	1
Eunsil Kim	1
Fernando Gomez	1
Floyd Mayweather	1
Francisco Silva	1
Frank R. Summers	1
Frank Rivard	1
Gar Samuelson	1
Genn Titemason	1
George Galvan	1
Good Space Guy	3
Gordon L Martin	1
Gordon Martin	1
Grace Clark	1
Greg Trusley	1
Heather Thorn	1
Holly Bush	1
Ignatius Foley	1
Irene Cantu	1
Irene Schouweiler	1
Isaac Becker	1

**Unresolved Write-Ins — Official
Primary — Yakima County, Washington — August 07,2018**

Page 49 of 53

08/21/2018 08:33 AM

Total Number of Voters : 39,844 of 114,826 = 34.70%

Precincts Reporting 0 of 174 = 0.00%

Contest Title	Unresolved Write-In Names	Number of Votes
---------------	---------------------------	-----------------

Treasurer

Continued..

Jacob Bilsky	1
Jade Larrabee	1
Jaimie Stickel	1
Jame Hopfryer	1
Janelle Riddle	2
Janette Smith	1
Janseh Onfray	1
Jason I Fairchild	2
Jay Carroll	1
Jay Enslee (D)	1
Jean Ragland	1
Jeff Bezos	1
Jefferson Davis	1
Jeffrey W Keller	1
Jeremie Dufault	1
Jeremy Carman	1
Jerome Brooks	1
Jerry Parkinson	1
Jerry Prescott	1
Jesse D Dixon	1
Jessica Dobbs	1
Jessica Fernandez	2
Jesus Segura	1
Jetsen Cheshier	1
Jimmy Denn	1
Joe Fritts	1
John Ecker Dem	1
John Hulick	1
John Jones	1
John M Mason	1
John Riggins	1
John Smith	1
Jordan Jenkins	1
Jose Salinas	1
Joseph Barrientes	1
Joylynn Damm	1
Judy Copeland	1
Kai Duerre	1
Karen Dietzen	1
Karen McDougal	1
Kathe Allen	1
Keith Brown	1
Kevin Leiva	1

**Unresolved Write-Ins — Official
Primary — Yakima County, Washington — August 07,2018**

Page 50 of 53

08/21/2018 08:33 AM

Total Number of Voters : 39,844 of 114,826 = 34.70%

Precincts Reporting 0 of 174 = 0.00%

Contest Title	Unresolved Write-In Names	Number of Votes
---------------	---------------------------	-----------------

Treasurer

Continued..

Kevin Leyua	1
Kevin Leyva	1
Kevin Russell	1
Kimberly Sarver	1
Kit Hawver	1
Kunu Albert	1
Lavona Fuller	3
LeRoy Adams Jr.	1
Leroy Whitekiller	1
Lilia Ojeda	1
Linda Raber	1
Lisa Boger	1
Lisa Fresco	1
Lucas Clark	1
Lulu Assink	1
Madeline Ball	1
Marge Bigham	1
Margie Van Cleve	1
Mariano Morales	1
Marilu Viveros	1
Mario Chavez	1
Mario Martinez	1
Mario Morales	1
Mario V. Urvina	1
Marsha Graf	1
Marty Layman (Dem)	1
Marty Meister	1
Marvin Koop	1
Mary Madison	1
Mathew D. Petersen	1
Meg Spurgin	1
Melissa Caballero	1
Michael H. Childs	1
Michael Morales	1
MIchael Rintoul	1
Michele Pecheos	1
Mikael Morales	1
Mike Frazier	1
Mike Moser	1
Mohammad Said	1
Naomi Whitmore	1
Nick Bredach	1
Nick Finley	1

**Unresolved Write-Ins — Official
Primary — Yakima County, Washington — August 07,2018**

Page 51 of 53

08/21/2018 08:33 AM

Total Number of Voters : 39,844 of 114,826 = 34.70%

Precincts Reporting 0 of 174 = 0.00%

Contest Title	Unresolved Write-In Names	Number of Votes
---------------	---------------------------	-----------------

Treasurer

Continued..

Nicole Bandle	1
Noah Ramirez	2
Nolan Wentz	1
Not a valid vote	276
Osceal Fonsecu	1
Patrick Keefe	1
Patrick Magana	1
Portia Shields	1
Ramiv Acevedo	1
Ranae York	1
Randy Perrault	1
Ricardo Melendrez Jr.	1
Rich Walker	1
Richard Hopp	1
Richard Ringer	1
Rob Faulk	1
Robert Dodis	1
Robert Kransberger	1
Rod Mick	1
Rodrico Ramirez	1
Ron Dixon	1
Ron Fleming	1
Ron Paul	1
Ron Rowe	1
Rudy Cortez	1
Rusty Shackle Ford	1
Ryan Entrata	1
Ryan Fleming	1
Ryan Masengale	1
Sally James	1
Salvador Arellanes Jr	1
Sam Cook	1
Sam Johnson	1
Sam Wright	2
Samuel W. Johnson	1
Sandy Cheeks	1
Sarah Conner	1
Sarah Snyder	1
Sasha Banks	1
Sasha Bentley	1
Scott Cleveringa	1
Sean Deering	1
Sean Worley	1

**Unresolved Write-Ins — Official
Primary — Yakima County, Washington — August 07,2018**

Page 52 of 53

08/21/2018 08:33 AM

Total Number of Voters : 39,844 of 114,826 = 34.70%

Precincts Reporting 0 of 174 = 0.00%

Contest Title	Unresolved Write-In Names	Number of Votes
Treasurer	<i>Continued..</i>	
	Shawna Gavin	2
	Shelby Hayes	1
	Shelli Wilburn	1
	Sheri Sparacino	1
	Stephen Colbert	1
	Steve Baker	1
	Steve Hoffman	2
	Stormy Daniels	2
	Susan Pool	1
	Susan Reamer	1
	Susan Soto Palmer	1
	Theodore Hancock	1
	Thomas Coleman	1
	Thomas Waywell	1
	Tom Gaulke	1
	Tom Martian	1
	Travis Watkins	2
	Trina Wheeler	1
	Tyrion Lannister	1
	Uncertified	1
	Val Batik	2
	Virginia Smith	1
	William Schwartz	1
	Zenaida Espindola	1
Total Unresolved Write-In Names for Contest: 239		
Total number of votes:		534

**Unresolved Write-Ins — Official
Primary — Yakima County, Washington — August 07,2018**

Page 53 of 53

08/21/2018 08:33 AM

Total Number of Voters : 39,844 of 114,826 = 34.70%

Precincts Reporting 0 of 174 = 0.00%

Contest Title	Unresolved Write-In Names	Number of Votes
County Commissioner, District 3	Bob Owen Chris Brown Clint Diddler Danielle Surkatty Jacob Bilsky Jefferson Davis Jim Restucci Mariano Morales Matt Bower Mike Oswald Not a valid vote Robert Brumley	1 1 1 1 1 1 1 1 1 1 5 1
Total Unresolved Write-In Names for Contest:	12	
	Total number of votes:	16