


Oath of Authenticity

STATE OF WASHINGTON)
) ss.
COUNTY OF YAKIMA)

I solemnly swear that the unofficial returns and supporting documentation of the Presidential Primary held on **March 10, 2020** in Yakima County, State of Washington, are true and correct.



County Auditor

Subscribed and sworn before me this 20th day of March, 2020.



County Legislative Authority (witness)



County Prosecuting Attorney (witness)


Certification of the Canvassing Board

STATE OF WASHINGTON)
) ss.
COUNTY OF YAKIMA)


The undersigned officers designated by law as constituting the Canvassing Board for the County of Yakima, State of Washington, hereby certify that this is a full, true and correct copy of the Abstract of Votes including the cumulative results, precinct results, and reconciliation report of votes cast at the Presidential Primary held on **March 10, 2020**, in Yakima County, State of Washington, and that the following are the true and reconciled numbers of voters and votes counted.

Witness our hands and official seal this 20th day of March, 2020.






County Auditor



County Legislative Authority



County Prosecuting Attorney

Yakima County Auditor

Reconciliation Form

General information

County name Yakima
Election date 3/10/2020

Registered voters eligible to participate

Active registered voters 119,761
Inactive registered voters 8,490

Category Reconciliation (detailed accounting of ballots)

	Issued (number of voters issued ballots)	Credited voters in VoteWA (envelopes containing ballots)	Ballots Accepted (Counted / Tabulated)	Ballots not counted		Discrepancy (If zero, category balances)
				Ballots forwarded to other counties	Ballots Rejected	
UOCAVA	1,295	207	205	N/A	2	0
Federal write-in	N/A	2	2	N/A	0	0
Provisional	0	0	0	0	0	0
DREs	0	0	0	N/A	0	0
All voters not reported in above categories	121,939	50,026	47,633	0	2,393	0
Total for all voter categories	123,234	50,235	47,840	0	2,395	0

Summary

Reconciliation

Overall Ballot Reconciliation	
Ballots Received	50,235
Ballots Accepted	47,840
Ballots Not Counted	2,395
Discrepancy	0

Voters credited to ballots counted	
Credited voters in VoteWA	48,510
Credited envelopes without ballots	(670)
Voters not credited in VoteWA (examples: FWAB or ACP)	0
Total valid ballots	47,840
Discrepancy	0

Additional Information

Replacement Ballots	
Requested	1,324
Issued	1,318
Returned	737
Counted	707
Rejected	30

Return method	
Email	38
Fax	1
Deposited at staffed, unstaffed deposit sites and voting centers	9,153
Non-UOCAVA returned by Fax or Email	0

Generation method	
VoteWA	349
Other online programs	0
PDF originating from county	0
Non-UOCAVA ballots issued electronically	307

AVU	
Estimated number of paper ballots printed by AVU	0

Category discrepancy explanation

VoteWA discrepancy explanation

Report prepared by: K Fisher

Date: 3.20.2020

Contact number: 509-574-1340

**Cumulative Report — Official
Yakima County, Washington — Official Ballot — March 10, 2020**

Page 1 of 1

03/20/2020 08:30 AM

Total Number of Voters : 47,840 of 119,761 = 39.95%

Precincts Reporting 0 of 174 = 0.00%

Party	Candidate	Total Ballots Cast		NA		Total	
President of the United States Democratic, Vote For 1							
	Michael Bennet	108	0.46%	0	0.00%	108	0.46%
	Joseph R. Biden	8,129	34.72%	0	0.00%	8,129	34.72%
	Michael Bloomberg	2,928	12.51%	0	0.00%	2,928	12.51%
	Cory Booker	28	0.12%	0	0.00%	28	0.12%
	Pete Buttigieg	922	3.94%	0	0.00%	922	3.94%
	John Delaney	21	0.09%	0	0.00%	21	0.09%
	Tulsi Gabbard	230	0.98%	0	0.00%	230	0.98%
	Amy Klobuchar	505	2.16%	0	0.00%	505	2.16%
	Deval Patrick	9	0.04%	0	0.00%	9	0.04%
	Bernie Sanders	8,880	37.93%	0	0.00%	8,880	37.93%
	Tom Steyer	90	0.38%	0	0.00%	90	0.38%
	Elizabeth Warren	1,317	5.63%	0	0.00%	1,317	5.63%
	Andrew Yang	77	0.33%	0	0.00%	77	0.33%
	Uncommitted Delegates Delegados no comprometidos	150	0.64%	0	0.00%	150	0.64%
	Write-In	18	0.08%	0	0.00%	18	0.08%
	Cast Votes:	23,412	48.94%	0	0.00%	23,412	48.94%
	Over Votes:	15	0.03%	0	0.00%	15	0.03%
	Under Votes:	24,413	51.03%	0	0.00%	24,413	51.03%
President of the United States Republican, Vote For 1							
	Donald J. Trump	24,077	99.00%	0	0.00%	24,077	99.00%
	Write-In	244	1.00%	0	0.00%	244	1.00%
	Cast Votes:	24,321	50.84%	0	0.00%	24,321	50.84%
	Over Votes:	1	0.00%	0	0.00%	1	0.00%
	Under Votes:	23,518	49.16%	0	0.00%	23,518	49.16%

Canvass Report — Total Voters — Official

Yakima County, Washington — March 10 2020 Pres Primary — March 10, 2020

Total Number of Voters: 47,840 of 119,761 = 39.95%

Precincts Reporting 0 of 174 = 0.00%

President of the United States - Democratic

Precinct	Blank Ballots Cast	Over Votes	Under Votes	Total Ballots Cast	Registered Voters	Percent Turnout	Michael Bennet	Joseph R. Biden	Michael Bloomberg	Cory Booker	Pete Buttigieg	John Delaney	Tulsi Gabbard	Amy Klobuchar	Continued
0001	0	0	0	0	0	0.00%	0	0	0	0	0	0	0	0	0
0101	1	0	67	202	486	41.56%	1	43	29	1	2	0	5	2	
0102	0	0	23	113	352	32.10%	0	24	8	0	1	0	4	1	
0103	1	0	40	187	606	30.86%	4	34	16	1	2	0	1	2	
0104	0	0	10	49	281	17.44%	0	6	2	0	1	0	0	1	
0105	0	0	36	122	527	23.15%	0	17	11	0	4	0	2	1	
0110	1	0	122	352	799	44.06%	0	90	21	0	9	0	2	4	
0111	0	0	149	316	870	36.32%	0	63	25	0	5	1	3	2	
0112	0	0	40	120	428	28.04%	0	13	5	0	0	0	0	0	
0113	1	1	66	273	1,137	24.01%	3	43	27	1	3	0	1	4	
0116	0	0	79	217	554	39.17%	0	42	15	0	6	0	2	0	
0118	0	0	39	135	365	36.99%	0	22	23	0	1	0	1	1	
0120	1	0	40	243	970	25.05%	1	38	23	0	3	0	1	0	
0123	0	0	27	101	371	27.22%	1	13	14	0	0	0	0	0	
0124	0	0	49	148	596	24.83%	1	26	5	0	0	0	0	0	
0126	0	0	40	214	836	25.60%	1	42	15	0	7	0	1	0	
0127	0	0	124	367	1,099	33.39%	0	62	23	0	7	0	1	1	
0129	0	0	82	232	680	34.12%	1	31	14	0	2	0	4	2	
0130	0	0	188	494	1,176	42.01%	2	84	32	0	12	0	0	2	
0131	0	0	122	434	905	47.96%	0	114	20	0	6	0	4	10	
0132	3	0	99	307	954	32.18%	0	57	30	1	13	0	0	6	
0133	2	0	223	470	1,190	39.50%	0	95	27	0	7	0	5	2	
0134	5	0	245	557	1,180	47.20%	0	123	40	2	14	0	4	14	
0135	1	0	102	304	580	52.41%	0	83	16	0	12	0	3	5	
0138	0	0	219	539	1,061	50.80%	1	145	39	0	17	1	2	5	
0139	2	2	250	515	967	53.26%	0	113	42	0	7	0	0	8	
0140	1	1	156	364	1,197	30.41%	3	47	24	0	5	0	1	2	
0142	1	0	142	267	504	52.98%	1	43	35	0	10	0	2	3	
0143	0	0	53	148	403	36.72%	0	25	16	0	1	1	1	1	
0144	0	0	0	0	3	0.00%	0	0	0	0	0	0	0	0	
0145	0	0	100	289	837	34.53%	1	51	26	0	8	0	1	2	
0150	0	0	75	235	800	29.38%	2	45	24	0	6	0	1	1	

Canvass Report — Total Voters — Official

Yakima County, Washington — March 10 2020 Pres Primary — March 10, 2020

Total Number of Voters: 47,840 of 119,761 = 39.95%

Precincts Reporting 0 of 174 = 0.00%

President of the United States - Democratic

Precinct	Blank Ballots Cast	Over Votes	Under Votes	Total Ballots Cast	Registered Voters	Percent Turnout	Michael Bennet	Joseph R. Biden	Michael Bloomberg	Cory Booker	Pete Buttigieg	John Delaney	Tulsi Gabbard	Amy Klobuchar	Continued
0153	1	0	183	328	818	40.10%	1	52	13	0	8	0	0	3	
0154	0	0	178	441	1,183	37.28%	0	86	29	1	6	0	3	7	
0155	0	0	218	422	900	46.89%	2	72	32	1	10	0	1	10	
0156	0	1	92	241	723	33.33%	0	31	18	0	2	0	0	2	
0158	0	0	59	160	471	33.97%	0	23	14	1	2	0	0	0	
0162	0	0	54	120	275	43.64%	0	28	7	0	2	0	0	1	
0163	1	0	225	454	837	54.24%	2	107	23	0	14	0	1	11	
0167	3	0	228	453	959	47.24%	0	100	26	0	20	1	2	12	
0168	1	0	203	397	762	52.10%	0	83	21	0	8	0	2	12	
0169	0	1	275	541	1,131	47.83%	0	119	34	1	22	1	1	15	
0170	1	0	73	196	471	41.61%	1	35	15	0	4	0	3	10	
0171	0	0	70	170	339	50.15%	0	34	9	0	4	0	2	4	
0173	0	0	143	321	694	46.25%	0	72	22	0	3	0	1	3	
0175	0	0	110	201	434	46.31%	0	36	8	0	3	0	0	1	
0177	0	1	257	481	1,034	46.52%	0	101	31	0	7	0	2	3	
0179	2	0	226	441	931	47.37%	2	88	26	0	8	0	4	3	
0180	0	0	249	469	1,089	43.07%	0	82	21	0	8	1	5	8	
0181	0	0	268	469	942	49.79%	0	81	30	0	12	0	1	5	
0182	2	0	319	599	1,276	46.94%	0	132	30	0	20	0	1	9	
0183	0	0	188	373	750	49.73%	0	87	23	0	7	0	1	11	
0185	0	0	245	445	966	46.07%	1	90	24	0	10	0	5	2	
0186	0	0	130	249	540	46.11%	0	58	9	0	7	0	0	1	
0187	0	0	249	433	832	52.04%	0	87	22	1	9	0	3	8	
0188	2	0	219	363	828	43.84%	0	62	16	0	9	0	0	4	
0189	3	0	242	422	826	51.09%	0	68	27	0	10	0	2	4	
0190	0	1	142	273	544	50.18%	0	50	14	0	5	0	0	5	
0191	0	0	0	0	0	0.00%	0	0	0	0	0	0	0	0	
0192	0	1	110	226	708	31.92%	0	40	15	0	2	0	0	1	
0193	0	0	132	232	449	51.67%	0	46	17	0	8	0	0	4	
0301	0	0	17	80	302	26.49%	0	26	11	0	0	0	0	0	
0302	0	0	94	251	901	27.86%	3	52	17	0	4	0	2	3	
0303	0	0	92	321	1,042	30.81%	3	61	41	0	3	1	2	10	

Canvass Report — Total Voters — Official

Yakima County, Washington — March 10 2020 Pres Primary — March 10, 2020

Total Number of Voters: 47,840 of 119,761 = 39.95%

Precincts Reporting 0 of 174 = 0.00%

President of the United States - Democratic

Precinct	Blank Ballots Cast	Over Votes	Under Votes	Total Ballots Cast	Registered Voters	Percent Turnout	Michael Bennet	Joseph R. Biden	Michael Bloomberg	Cory Booker	Pete Buttigieg	John Delaney	Tulsi Gabbard	Amy Klobuchar	Continued
0304	0	0	45	87	232	37.50%	1	12	10	0	1	0	0	2	
0305	0	1	37	93	174	53.45%	0	22	15	0	0	0	0	3	
0306	0	0	90	269	811	33.17%	0	84	21	0	4	0	1	1	
0307	0	0	14	26	83	31.33%	2	2	1	0	1	0	0	0	
0308	0	0	2	3	4	75.00%	0	0	0	0	0	0	0	0	
0501	1	0	70	349	1,101	31.70%	5	81	29	0	3	0	2	2	
0701	0	0	27	102	264	38.64%	0	13	13	0	1	0	0	0	
0901	0	0	13	167	669	24.96%	2	42	24	0	1	1	0	3	
1101	4	0	224	429	1,146	37.43%	2	60	17	1	3	1	1	5	
1103	0	0	172	315	868	36.29%	3	41	18	0	7	0	0	1	
1301	0	0	135	219	505	43.37%	0	29	16	0	8	0	0	5	
1501	0	1	193	369	971	38.00%	1	48	24	0	9	2	1	2	
1502	1	0	288	506	1,184	42.74%	0	73	24	0	10	1	4	3	
1503	1	0	264	450	973	46.25%	1	63	17	0	19	0	3	5	
1504	2	0	283	500	1,143	43.74%	1	83	22	0	12	0	2	3	
1701	1	0	72	266	1,046	25.43%	4	53	21	1	6	0	2	0	
1703	0	0	98	241	794	30.35%	3	49	19	0	3	0	0	1	
1704	0	0	0	0	0	0.00%	0	0	0	0	0	0	0	0	
1705	1	0	176	377	841	44.83%	0	82	18	1	7	0	1	5	
1706	1	0	93	363	1,356	26.77%	4	85	18	1	3	0	3	1	
1708	0	0	68	267	1,021	26.15%	1	70	27	0	2	0	2	1	
1901	1	0	74	169	484	34.92%	0	23	16	0	3	0	0	0	
2101	1	0	69	278	1,065	26.10%	1	79	17	0	3	1	0	2	
2102	1	0	62	283	813	34.81%	2	57	33	0	4	0	0	3	
2103	0	0	53	334	1,149	29.07%	3	73	29	0	8	0	0	3	
2301	1	0	132	329	1,002	32.83%	0	54	39	1	6	1	2	2	
2303	0	0	108	220	589	37.35%	1	33	26	0	3	0	1	4	
2306	0	0	199	392	1,198	32.72%	1	46	39	0	3	0	0	4	
2501	0	0	39	234	1,023	22.87%	2	53	43	0	3	0	2	0	
2502	0	0	17	142	609	23.32%	1	27	17	0	5	0	0	1	
2701	0	0	123	211	514	41.05%	0	25	13	0	8	0	1	0	
2702	1	0	259	450	1,060	42.45%	0	56	22	0	17	0	2	2	

Canvass Report — Total Voters — Official

Yakima County, Washington — March 10 2020 Pres Primary — March 10, 2020

Total Number of Voters: 47,840 of 119,761 = 39.95%

Precincts Reporting 0 of 174 = 0.00%

President of the United States - Democratic

Precinct	Blank Ballots Cast	Over Votes	Under Votes	Total Ballots Cast	Registered Voters	Percent Turnout	Michael Bennet	Joseph R. Biden	Michael Bloomberg	Cory Booker	Pete Buttigieg	John Delaney	Tulsi Gabbard	Amy Klobuchar	Continued
3002	1	0	55	95	265	35.85%	0	10	2	0	1	0	1	0	
3004	0	0	11	14	25	56.00%	0	0	3	0	0	0	0	0	
3100	1	0	216	349	861	40.53%	2	51	9	0	3	0	1	2	
3101	0	0	118	180	457	39.39%	1	17	9	0	2	0	3	0	
3102	1	0	122	321	938	34.22%	0	66	15	0	2	0	2	4	
3103	1	0	92	247	746	33.11%	0	47	23	0	0	0	1	0	
3104	0	0	198	381	980	38.88%	1	67	20	0	5	1	4	0	
3105	0	0	27	45	126	35.71%	0	6	1	0	0	0	0	2	
3106	1	0	198	307	725	42.34%	0	35	23	0	4	0	7	1	
3203	0	0	269	408	864	47.22%	1	50	17	0	6	0	3	3	
3205	0	0	318	482	1,128	42.73%	0	67	12	0	16	0	2	7	
3206	0	0	265	432	880	49.09%	1	75	20	0	11	0	2	4	
3208	0	0	43	62	158	39.24%	0	4	5	0	1	0	1	1	
3301	1	0	196	286	602	47.51%	0	47	14	0	6	0	1	1	
3303	1	0	103	173	450	38.44%	0	22	2	1	1	0	0	1	
3304	0	1	251	365	815	44.79%	1	45	10	0	8	1	2	0	
3305	0	0	217	305	726	42.01%	0	37	19	0	3	0	2	0	
3308	0	0	210	331	796	41.58%	0	45	18	0	8	0	2	3	
3309	1	0	90	246	758	32.45%	0	39	28	0	2	0	2	6	
3310	0	0	124	365	1,160	31.47%	3	70	27	1	7	0	3	2	
3311	1	0	305	475	1,052	45.15%	1	64	24	0	4	0	1	6	
3401	0	0	30	127	537	23.65%	1	35	12	2	0	0	0	0	
3504	0	0	8	12	23	52.17%	0	0	0	0	2	0	0	1	
3601	0	0	26	33	55	60.00%	0	1	1	0	2	0	0	0	
3602	2	0	354	542	1,214	44.65%	0	71	29	1	17	0	1	13	
3605	2	0	299	398	857	46.44%	0	47	8	0	5	0	0	5	
3701	1	0	111	255	790	32.28%	0	39	16	1	0	0	2	3	
3900	0	0	269	377	868	43.43%	0	53	11	0	3	0	2	3	
3901	1	0	136	180	457	39.39%	0	20	6	0	2	0	1	3	
3902	0	1	74	152	377	40.32%	2	27	6	0	5	0	3	2	
3903	3	0	403	538	1,175	45.79%	2	45	19	0	9	0	1	8	
3904	1	2	224	389	816	47.67%	2	75	17	0	3	0	2	5	

Canvass Report — Total Voters — Official

Yakima County, Washington — March 10 2020 Pres Primary — March 10, 2020

Total Number of Voters: 47,840 of 119,761 = 39.95%

Precincts Reporting 0 of 174 = 0.00%

President of the United States - Democratic

Precinct	Blank Ballots Cast	Over Votes	Under Votes	Total Ballots Cast	Registered Voters	Percent Turnout	Michael Bennet	Joseph R. Biden	Michael Bloomberg	Cory Booker	Pete Buttigieg	John Delaney	Tulsi Gabbard	Amy Klobuchar	Continued
3905	0	0	101	129	272	47.43%	0	7	5	0	0	0	1	0	
4001	0	0	54	143	539	26.53%	0	18	9	0	2	0	0	0	
4002	0	0	59	126	327	38.53%	0	19	5	0	2	0	2	1	
4003	0	0	341	527	1,234	42.71%	1	53	28	1	9	0	2	2	
4005	1	0	156	217	463	46.87%	0	27	10	0	2	0	1	0	
4102	0	0	338	458	800	57.25%	0	51	10	0	12	0	0	2	
4104	0	0	165	288	642	44.86%	0	45	19	0	5	0	3	2	
4105	2	0	128	180	388	46.39%	0	23	6	0	0	0	0	0	
4106	0	0	220	320	683	46.85%	0	40	12	0	7	0	0	3	
4108	0	0	144	236	516	45.74%	0	47	9	0	8	0	2	1	
4109	1	0	224	410	1,157	35.44%	0	54	17	0	10	0	0	4	
4111	0	0	231	360	861	41.81%	0	50	21	0	12	0	4	6	
4112	1	0	365	541	1,221	44.31%	0	67	29	0	5	0	4	5	
4114	2	0	285	424	877	48.35%	2	62	9	0	8	1	2	6	
4115	1	0	220	312	651	47.93%	1	42	7	0	4	0	0	0	
4303	2	0	88	127	284	44.72%	0	14	4	0	1	0	0	0	
4401	0	0	114	208	463	44.92%	0	31	22	0	5	1	0	2	
4402	0	0	171	260	578	44.98%	2	41	9	0	7	0	0	2	
4501	0	0	63	116	301	38.54%	1	11	5	0	0	0	4	3	
4503	0	0	23	39	73	53.42%	0	5	1	0	0	0	0	0	
4504	0	0	203	343	626	54.79%	0	51	24	0	9	0	3	5	
4601	0	0	70	143	302	47.35%	0	36	13	0	3	0	0	3	
4602	0	0	139	232	556	41.73%	0	37	15	0	5	0	4	0	
4603	1	0	263	418	913	45.78%	0	67	23	0	4	0	4	2	
4604	1	0	104	164	343	47.81%	0	27	6	0	4	0	0	2	
4605	0	0	148	191	476	40.13%	0	17	3	0	3	0	1	0	
4606	0	0	328	603	1,259	47.90%	0	77	36	1	16	0	3	6	
4609	0	0	106	155	342	45.32%	1	19	4	0	2	0	0	4	
4615	1	0	142	265	734	36.10%	0	32	16	1	5	1	0	1	
4616	0	0	92	146	342	42.69%	0	16	8	0	0	0	0	3	
4618	0	0	140	250	585	42.74%	0	48	12	0	5	1	0	1	
4623	0	0	29	48	119	40.34%	0	6	3	0	2	0	0	0	

**Canvass Report — Total Voters — Official
Yakima County, Washington — March 10 2020 Pres Primary — March 10, 2020**

Total Number of Voters: 47,840 of 119,761 = 39.95%

Precincts Reporting 0 of 174 = 0.00%

President of the United States - Democratic

Precinct	Blank Ballots Cast	Over Votes	Under Votes	Total Ballots Cast	Registered Voters	Percent Turnout	Michael Bennet	Joseph R. Biden	Michael Bloomberg	Cory Booker	Pete Buttigieg	John Delaney	Tulsi Gabbard	Amy Klobuchar	Continued	
4624	0	0	77	128	320	40.00%	0	22	4	0	2	0	0	4		
4628	0	0	79	133	375	35.47%	0	13	7	0	0	0	0	0		
4801	0	0	380	503	1,196	42.06%	0	50	24	1	6	0	2	5		
4802	2	0	327	627	1,254	50.00%	0	123	35	0	17	0	2	5		
5001	0	0	55	103	263	39.16%	0	12	6	0	1	0	0	1		
5003	0	0	250	357	809	44.13%	1	39	14	1	5	0	2	4		
5010	0	0	76	131	247	53.04%	0	24	6	0	4	0	1	3		
5012	3	0	118	311	1,090	28.53%	2	45	22	0	6	0	1	2		
5014	0	0	243	339	816	41.54%	0	43	13	0	2	0	1	2		
5016	0	0	135	210	503	41.75%	0	34	10	1	2	0	0	3		
5020	2	0	163	238	500	47.60%	0	39	6	0	2	1	2	4		
5101	0	0	98	182	411	44.28%	0	26	15	0	9	0	1	2		
5202	0	0	0	1	6	16.67%	0	1	0	0	0	0	0	0		
Provisional	0	0	0	0	0	0.00%	0	0	0	0	0	0	0	0		
Totals:	92	15	24,413	47,840	119,761		108	8,129	2,928	28	922	21	230	505		

Canvass Report — Total Voters — Official
Yakima County, Washington — March 10 2020 Pres Primary — March 10, 2020

Total Number of Voters: 47,840 of 119,761 = 39.95%

Precincts Reporting 0 of 174 = 0.00%

President of the United States - Democratic

Continued

Precinct	Blank Ballots Cast	Over Votes	Under Votes	Total Ballots Cast	Registered Voters	Percent Turnout	Deval Patrick	Bernie Sanders	Tom Steyer	Elizabeth Warren	Andrew Yang	Uncommitted Delegates Delegados no comprometidos	Write-In	Totals
0001	0	0	0	0	0	0.00%	0	0	0	0	0	0	0	0
0101	1	0	67	202	486	41.56%	0	44	1	5	0	2	0	135
0102	0	0	23	113	352	32.10%	0	42	1	7	1	0	1	90
0103	1	0	40	187	606	30.86%	0	82	0	5	0	0	0	147
0104	0	0	10	49	281	17.44%	0	28	0	1	0	0	0	39
0105	0	0	36	122	527	23.15%	0	48	1	1	1	0	0	86
0110	1	0	122	352	799	44.06%	1	88	0	14	1	0	0	230
0111	0	0	149	316	870	36.32%	0	55	0	7	3	3	0	167
0112	0	0	40	120	428	28.04%	0	59	0	3	0	0	0	80
0113	1	1	66	273	1,137	24.01%	0	120	0	1	2	1	0	206
0116	0	0	79	217	554	39.17%	0	63	0	9	0	1	0	138
0118	0	0	39	135	365	36.99%	0	34	0	13	0	1	0	96
0120	1	0	40	243	970	25.05%	1	133	0	3	0	0	0	203
0123	0	0	27	101	371	27.22%	0	44	0	0	1	1	0	74
0124	0	0	49	148	596	24.83%	0	62	0	3	1	1	0	99
0126	0	0	40	214	836	25.60%	0	104	1	3	0	0	0	174
0127	0	0	124	367	1,099	33.39%	1	139	0	8	0	1	0	243
0129	0	0	82	232	680	34.12%	0	84	0	11	0	1	0	150
0130	0	0	188	494	1,176	42.01%	0	128	3	33	8	1	1	306
0131	0	0	122	434	905	47.96%	0	131	1	26	0	0	0	312
0132	3	0	99	307	954	32.18%	0	88	0	12	0	1	0	208
0133	2	0	223	470	1,190	39.50%	0	97	1	8	0	5	0	247
0134	5	0	245	557	1,180	47.20%	1	91	1	20	2	0	0	312
0135	1	0	102	304	580	52.41%	0	60	1	22	0	0	0	202
0138	0	0	219	539	1,061	50.80%	0	79	1	21	1	8	0	320
0139	2	2	250	515	967	53.26%	0	70	1	19	1	2	0	263
0140	1	1	156	364	1,197	30.41%	0	115	2	8	0	0	0	207
0142	1	0	142	267	504	52.98%	0	26	0	2	0	3	0	125
0143	0	0	53	148	403	36.72%	0	49	0	0	1	0	0	95
0144	0	0	0	0	3	0.00%	0	0	0	0	0	0	0	0
0145	0	0	100	289	837	34.53%	1	93	0	4	1	1	0	189

Canvass Report — Total Voters — Official
Yakima County, Washington — March 10 2020 Pres Primary — March 10, 2020

Total Number of Voters: 47,840 of 119,761 = 39.95%

Precincts Reporting 0 of 174 = 0.00%

President of the United States - Democratic

Continued

Precinct	Blank Ballots Cast	Over Votes	Under Votes	Total Ballots Cast	Registered Voters	Percent Turnout	Deval Patrick	Bernie Sanders	Tom Steyer	Elizabeth Warren	Andrew Yang	Uncommitted Delegates no comprometidos	Write-In	Totals
0150	0	0	75	235	800	29.38%	0	64	0	14	1	2	0	160
0153	1	0	183	328	818	40.10%	0	55	1	11	0	1	0	145
0154	0	0	178	441	1,183	37.28%	0	109	1	20	0	1	0	263
0155	0	0	218	422	900	46.89%	0	65	2	9	0	0	0	204
0156	0	1	92	241	723	33.33%	0	84	0	10	0	1	0	148
0158	0	0	59	160	471	33.97%	0	55	0	4	2	0	0	101
0162	0	0	54	120	275	43.64%	0	20	0	8	0	0	0	66
0163	1	0	225	454	837	54.24%	0	54	1	11	0	5	0	229
0167	3	0	228	453	959	47.24%	0	42	0	19	0	2	1	225
0168	1	0	203	397	762	52.10%	0	51	0	16	0	1	0	194
0169	0	1	275	541	1,131	47.83%	0	55	1	11	2	3	0	265
0170	1	0	73	196	471	41.61%	0	38	2	12	1	1	1	123
0171	0	0	70	170	339	50.15%	0	31	0	16	0	0	0	100
0173	0	0	143	321	694	46.25%	0	61	1	15	0	0	0	178
0175	0	0	110	201	434	46.31%	0	35	0	6	1	1	0	91
0177	0	1	257	481	1,034	46.52%	0	54	1	21	1	2	0	223
0179	2	0	226	441	931	47.37%	1	62	2	17	1	1	0	215
0180	0	0	249	469	1,089	43.07%	0	69	1	21	1	3	0	220
0181	0	0	268	469	942	49.79%	0	56	2	14	0	0	0	201
0182	2	0	319	599	1,276	46.94%	0	64	0	21	0	3	0	280
0183	0	0	188	373	750	49.73%	0	36	0	17	0	3	0	185
0185	0	0	245	445	966	46.07%	0	53	0	14	0	0	1	200
0186	0	0	130	249	540	46.11%	0	37	0	5	2	0	0	119
0187	0	0	249	433	832	52.04%	0	41	0	9	0	4	0	184
0188	2	0	219	363	828	43.84%	0	43	1	8	1	0	0	144
0189	3	0	242	422	826	51.09%	0	48	0	20	0	1	0	180
0190	0	1	142	273	544	50.18%	0	48	1	5	0	2	0	130
0191	0	0	0	0	0	0.00%	0	0	0	0	0	0	0	0
0192	0	1	110	226	708	31.92%	0	43	1	10	0	3	0	115
0193	0	0	132	232	449	51.67%	0	15	0	8	2	0	0	100
0301	0	0	17	80	302	26.49%	0	25	0	1	0	0	0	63

Canvass Report — Total Voters — Official

Yakima County, Washington — March 10 2020 Pres Primary — March 10, 2020

Total Number of Voters: 47,840 of 119,761 = 39.95%

Precincts Reporting 0 of 174 = 0.00%

President of the United States - Democratic

Continued

Precinct	Blank Ballots Cast	Over Votes	Under Votes	Total Ballots Cast	Registered Voters	Percent Turnout	Deval Patrick	Bernie Sanders	Tom Steyer	Elizabeth Warren	Andrew Yang	Uncommitted Delegates no comprometidos	Write-In	Totals
0302	0	0	94	251	901	27.86%	0	69	0	3	2	2	0	157
0303	0	0	92	321	1,042	30.81%	0	93	2	8	2	2	1	229
0304	0	0	45	87	232	37.50%	0	15	0	1	0	0	0	42
0305	0	1	37	93	174	53.45%	0	8	2	4	0	1	0	55
0306	0	0	90	269	811	33.17%	0	68	0	0	0	0	0	179
0307	0	0	14	26	83	31.33%	0	6	0	0	0	0	0	12
0308	0	0	2	3	4	75.00%	0	1	0	0	0	0	0	1
0501	1	0	70	349	1,101	31.70%	0	152	1	2	0	2	0	279
0701	0	0	27	102	264	38.64%	0	45	0	3	0	0	0	75
0901	0	0	13	167	669	24.96%	0	81	0	0	0	0	0	154
1101	4	0	224	429	1,146	37.43%	0	101	0	12	0	1	1	205
1103	0	0	172	315	868	36.29%	0	62	1	8	0	2	0	143
1301	0	0	135	219	505	43.37%	0	12	1	10	0	3	0	84
1501	0	1	193	369	971	38.00%	0	77	1	10	0	0	0	175
1502	1	0	288	506	1,184	42.74%	0	84	1	18	0	0	0	218
1503	1	0	264	450	973	46.25%	0	56	1	18	1	2	0	186
1504	2	0	283	500	1,143	43.74%	0	78	0	11	1	4	0	217
1701	1	0	72	266	1,046	25.43%	0	100	0	7	0	0	0	194
1703	0	0	98	241	794	30.35%	0	60	0	8	0	0	0	143
1704	0	0	0	0	0	0.00%	0	0	0	0	0	0	0	0
1705	1	0	176	377	841	44.83%	0	78	0	8	0	1	0	201
1706	1	0	93	363	1,356	26.77%	0	139	0	14	2	0	0	270
1708	0	0	68	267	1,021	26.15%	0	87	0	5	0	4	0	199
1901	1	0	74	169	484	34.92%	0	45	1	5	0	1	1	95
2101	1	0	69	278	1,065	26.10%	0	101	1	4	0	0	0	209
2102	1	0	62	283	813	34.81%	0	110	1	11	0	0	0	221
2103	0	0	53	334	1,149	29.07%	0	157	0	7	0	1	0	281
2301	1	0	132	329	1,002	32.83%	0	83	3	4	0	2	0	197
2303	0	0	108	220	589	37.35%	0	35	0	9	0	0	0	112
2306	0	0	199	392	1,198	32.72%	0	87	0	10	3	0	0	193
2501	0	0	39	234	1,023	22.87%	0	87	0	4	1	0	0	195

Canvass Report — Total Voters — Official

Yakima County, Washington — March 10 2020 Pres Primary — March 10, 2020

Total Number of Voters: 47,840 of 119,761 = 39.95%

Precincts Reporting 0 of 174 = 0.00%

President of the United States - Democratic

Continued

Precinct	Blank Ballots Cast	Over Votes	Under Votes	Total Ballots Cast	Registered Voters	Percent Turnout	Deval Patrick	Bernie Sanders	Tom Steyer	Elizabeth Warren	Andrew Yang	Uncommitted Delegates no comprometidos	Write-In	Totals
2502	0	0	17	142	609	23.32%	0	70	0	4	0	0	0	125
2701	0	0	123	211	514	41.05%	0	35	0	5	1	0	0	88
2702	1	0	259	450	1,060	42.45%	0	71	2	16	2	1	0	191
3002	1	0	55	95	265	35.85%	0	22	0	2	0	0	2	40
3004	0	0	11	14	25	56.00%	0	0	0	0	0	0	0	3
3100	1	0	216	349	861	40.53%	0	56	0	7	0	2	0	133
3101	0	0	118	180	457	39.39%	0	27	0	2	0	1	0	62
3102	1	0	122	321	938	34.22%	0	99	1	9	1	0	0	199
3103	1	0	92	247	746	33.11%	0	77	3	3	1	0	0	155
3104	0	0	198	381	980	38.88%	0	75	0	10	0	0	0	183
3105	0	0	27	45	126	35.71%	0	9	0	0	0	0	0	18
3106	1	0	198	307	725	42.34%	0	34	0	5	0	0	0	109
3203	0	0	269	408	864	47.22%	0	40	0	17	0	2	0	139
3205	0	0	318	482	1,128	42.73%	0	49	0	11	0	0	0	164
3206	0	0	265	432	880	49.09%	0	48	0	5	0	1	0	167
3208	0	0	43	62	158	39.24%	0	4	0	3	0	0	0	19
3301	1	0	196	286	602	47.51%	0	13	0	7	1	0	0	90
3303	1	0	103	173	450	38.44%	0	39	1	1	0	2	0	70
3304	0	1	251	365	815	44.79%	0	38	1	7	0	0	0	113
3305	0	0	217	305	726	42.01%	0	20	0	7	0	0	0	88
3308	0	0	210	331	796	41.58%	0	38	0	6	1	0	0	121
3309	1	0	90	246	758	32.45%	1	65	0	12	1	0	0	156
3310	0	0	124	365	1,160	31.47%	0	111	0	14	2	0	1	241
3311	1	0	305	475	1,052	45.15%	0	57	0	12	1	0	0	170
3401	0	0	30	127	537	23.65%	0	46	0	0	0	1	0	97
3504	0	0	8	12	23	52.17%	0	1	0	0	0	0	0	4
3601	0	0	26	33	55	60.00%	0	2	0	0	0	1	0	7
3602	2	0	354	542	1,214	44.65%	0	50	1	3	0	2	0	188
3605	2	0	299	398	857	46.44%	0	30	1	3	0	0	0	99
3701	1	0	111	255	790	32.28%	0	75	0	6	0	2	0	144
3900	0	0	269	377	868	43.43%	0	27	1	8	0	0	0	108

Canvass Report — Total Voters — Official
Yakima County, Washington — March 10 2020 Pres Primary — March 10, 2020

Total Number of Voters: 47,840 of 119,761 = 39.95%

Precincts Reporting 0 of 174 = 0.00%

President of the United States - Democratic

Continued

Precinct	Blank Ballots Cast	Over Votes	Under Votes	Total Ballots Cast	Registered Voters	Percent Turnout	Deval Patrick	Bernie Sanders	Tom Steyer	Elizabeth Warren	Andrew Yang	Uncommitted Delegates no comprometidos	Write-In	Totals
3901	1	0	136	180	457	39.39%	0	9	0	3	0	0	0	44
3902	0	1	74	152	377	40.32%	0	26	0	6	0	0	0	77
3903	3	0	403	538	1,175	45.79%	0	41	3	7	0	0	0	135
3904	1	2	224	389	816	47.67%	0	45	0	13	0	1	0	163
3905	0	0	101	129	272	47.43%	0	14	0	1	0	0	0	28
4001	0	0	54	143	539	26.53%	0	58	0	2	0	0	0	89
4002	0	0	59	126	327	38.53%	0	36	0	1	1	0	0	67
4003	0	0	341	527	1,234	42.71%	1	80	1	6	0	2	0	186
4005	1	0	156	217	463	46.87%	0	21	0	0	0	0	0	61
4102	0	0	338	458	800	57.25%	0	33	0	11	0	1	0	120
4104	0	0	165	288	642	44.86%	0	45	1	0	0	2	1	123
4105	2	0	128	180	388	46.39%	0	21	0	2	0	0	0	52
4106	0	0	220	320	683	46.85%	0	31	0	4	1	2	0	100
4108	0	0	144	236	516	45.74%	0	18	0	5	2	0	0	92
4109	1	0	224	410	1,157	35.44%	0	94	1	5	0	1	0	186
4111	0	0	231	360	861	41.81%	0	26	0	9	0	1	0	129
4112	1	0	365	541	1,221	44.31%	0	44	4	17	1	0	0	176
4114	2	0	285	424	877	48.35%	0	33	1	10	1	3	1	139
4115	1	0	220	312	651	47.93%	0	33	0	3	1	1	0	92
4303	2	0	88	127	284	44.72%	0	20	0	0	0	0	0	39
4401	0	0	114	208	463	44.92%	0	24	0	8	0	1	0	94
4402	0	0	171	260	578	44.98%	0	15	0	12	1	0	0	89
4501	0	0	63	116	301	38.54%	0	24	0	3	0	1	1	53
4503	0	0	23	39	73	53.42%	0	6	1	2	0	1	0	16
4504	0	0	203	343	626	54.79%	0	35	0	11	0	2	0	140
4601	0	0	70	143	302	47.35%	0	12	1	5	0	0	0	73
4602	0	0	139	232	556	41.73%	0	28	0	4	0	0	0	93
4603	1	0	263	418	913	45.78%	0	34	0	21	0	0	0	155
4604	1	0	104	164	343	47.81%	0	11	1	8	0	1	0	60
4605	0	0	148	191	476	40.13%	0	15	2	1	0	1	0	43
4606	0	0	328	603	1,259	47.90%	0	109	3	21	2	1	0	275

Canvass Report — Total Voters — Official
Yakima County, Washington — March 10 2020 Pres Primary — March 10, 2020

Total Number of Voters: 47,840 of 119,761 = 39.95%

Precincts Reporting 0 of 174 = 0.00%

President of the United States - Democratic

Continued

Precinct	Blank Ballots Cast	Over Votes	Under Votes	Total Ballots Cast	Registered Voters	Percent Turnout	Deval Patrick	Bernie Sanders	Tom Steyer	Elizabeth Warren	Andrew Yang	Uncommitted Delegates no comprometidos	Write-In	Totals
4609	0	0	106	155	342	45.32%	0	16	0	3	0	0	0	49
4615	1	0	142	265	734	36.10%	0	62	1	2	1	1	0	123
4616	0	0	92	146	342	42.69%	0	22	0	5	0	0	0	54
4618	0	0	140	250	585	42.74%	0	41	0	1	1	0	0	110
4623	0	0	29	48	119	40.34%	0	5	1	2	0	0	0	19
4624	0	0	77	128	320	40.00%	0	16	0	3	0	0	0	51
4628	0	0	79	133	375	35.47%	0	33	0	1	0	0	0	54
4801	0	0	380	503	1,196	42.06%	0	27	0	5	1	0	2	123
4802	2	0	327	627	1,254	50.00%	0	91	3	21	0	3	0	300
5001	0	0	55	103	263	39.16%	0	25	0	3	0	0	0	48
5003	0	0	250	357	809	44.13%	0	29	1	9	0	1	1	107
5010	0	0	76	131	247	53.04%	0	11	1	4	0	1	0	55
5012	3	0	118	311	1,090	28.53%	0	107	2	5	0	1	0	193
5014	0	0	243	339	816	41.54%	1	28	1	5	0	0	0	96
5016	0	0	135	210	503	41.75%	0	17	0	4	1	2	1	75
5020	2	0	163	238	500	47.60%	0	14	1	6	0	0	0	75
5101	0	0	98	182	411	44.28%	0	21	0	6	1	3	0	84
5202	0	0	0	1	6	16.67%	0	0	0	0	0	0	0	1
Provisional	0	0	0	0	0	0.00%	0	0	0	0	0	0	0	0
Totals:	92	15	24,413	47,840	119,761		9	8,880	90	1,317	77	150	18	23,412

Canvass Report — Total Voters — Official
Yakima County, Washington — March 10 2020 Pres Primary — March 10, 2020

Total Number of Voters: 47,840 of 119,761 = 39.95%

Precincts Reporting 0 of 174 = 0.00%

President of the United States - Republican

Precinct	Blank Ballots Cast	Over Votes	Under Votes	Total Ballots Cast	Registered Voters	Percent Turnout	Donald J. Trump	Write-In	Totals
0001	0	0	0	0	0	0.00%	0	0	0
0101	1	0	136	202	486	41.56%	66	0	66
0102	0	0	90	113	352	32.10%	23	0	23
0103	1	0	148	187	606	30.86%	39	0	39
0104	0	0	39	49	281	17.44%	10	0	10
0105	0	0	86	122	527	23.15%	34	2	36
0110	1	0	231	352	799	44.06%	121	0	121
0111	0	0	167	316	870	36.32%	147	2	149
0112	0	0	80	120	428	28.04%	40	0	40
0113	1	0	208	273	1,137	24.01%	65	0	65
0116	0	0	138	217	554	39.17%	78	1	79
0118	0	0	96	135	365	36.99%	38	1	39
0120	1	0	204	243	970	25.05%	39	0	39
0123	0	0	74	101	371	27.22%	27	0	27
0124	0	0	99	148	596	24.83%	49	0	49
0126	0	0	174	214	836	25.60%	40	0	40
0127	0	0	243	367	1,099	33.39%	123	1	124
0129	0	1	150	232	680	34.12%	76	5	81
0130	0	0	306	494	1,176	42.01%	184	4	188
0131	0	0	312	434	905	47.96%	121	1	122
0132	3	0	210	307	954	32.18%	96	1	97
0133	2	0	249	470	1,190	39.50%	220	1	221
0134	5	0	317	557	1,180	47.20%	237	3	240
0135	1	0	203	304	580	52.41%	98	3	101
0138	0	0	320	539	1,061	50.80%	217	2	219
0139	2	0	267	515	967	53.26%	248	0	248
0140	1	0	209	364	1,197	30.41%	154	1	155
0142	1	0	126	267	504	52.98%	140	1	141
0143	0	0	95	148	403	36.72%	53	0	53
0144	0	0	0	0	3	0.00%	0	0	0
0145	0	0	189	289	837	34.53%	100	0	100
0150	0	0	160	235	800	29.38%	74	1	75

Canvass Report — Total Voters — Official
Yakima County, Washington — March 10 2020 Pres Primary — March 10, 2020

Total Number of Voters: 47,840 of 119,761 = 39.95%

Precincts Reporting 0 of 174 = 0.00%

President of the United States - Republican

Precinct	Blank Ballots Cast	Over Votes	Under Votes	Total Ballots Cast	Registered Voters	Percent Turnout	Donald J. Trump	Write-In	Totals
0153	1	0	146	328	818	40.10%	180	2	182
0154	0	0	263	441	1,183	37.28%	176	2	178
0155	0	0	204	422	900	46.89%	214	4	218
0156	0	0	149	241	723	33.33%	91	1	92
0158	0	0	101	160	471	33.97%	59	0	59
0162	0	0	66	120	275	43.64%	52	2	54
0163	1	0	230	454	837	54.24%	216	8	224
0167	3	0	228	453	959	47.24%	222	3	225
0168	1	0	195	397	762	52.10%	199	3	202
0169	0	0	266	541	1,131	47.83%	270	5	275
0170	1	0	124	196	471	41.61%	69	3	72
0171	0	0	100	170	339	50.15%	67	3	70
0173	0	0	178	321	694	46.25%	140	3	143
0175	0	0	91	201	434	46.31%	110	0	110
0177	0	0	224	481	1,034	46.52%	250	7	257
0179	2	0	217	441	931	47.37%	222	2	224
0180	0	0	220	469	1,089	43.07%	246	3	249
0181	0	0	201	469	942	49.79%	265	3	268
0182	2	0	282	599	1,276	46.94%	313	4	317
0183	0	0	185	373	750	49.73%	184	4	188
0185	0	0	200	445	966	46.07%	239	6	245
0186	0	0	119	249	540	46.11%	130	0	130
0187	0	0	184	433	832	52.04%	245	4	249
0188	2	0	146	363	828	43.84%	216	1	217
0189	3	0	183	422	826	51.09%	232	7	239
0190	0	0	131	273	544	50.18%	139	3	142
0191	0	0	0	0	0	0.00%	0	0	0
0192	0	0	116	226	708	31.92%	110	0	110
0193	0	0	100	232	449	51.67%	132	0	132
0301	0	0	63	80	302	26.49%	17	0	17
0302	0	0	157	251	901	27.86%	94	0	94
0303	0	0	229	321	1,042	30.81%	91	1	92

Canvass Report — Total Voters — Official
Yakima County, Washington — March 10 2020 Pres Primary — March 10, 2020

Total Number of Voters: 47,840 of 119,761 = 39.95%

Precincts Reporting 0 of 174 = 0.00%

President of the United States - Republican

Precinct	Blank Ballots Cast	Over Votes	Under Votes	Total Ballots Cast	Registered Voters	Percent Turnout	Donald J. Trump	Write-In	Totals
0304	0	0	42	87	232	37.50%	43	2	45
0305	0	0	56	93	174	53.45%	37	0	37
0306	0	0	179	269	811	33.17%	89	1	90
0307	0	0	12	26	83	31.33%	14	0	14
0308	0	0	1	3	4	75.00%	2	0	2
0501	1	0	280	349	1,101	31.70%	68	1	69
0701	0	0	75	102	264	38.64%	27	0	27
0901	0	0	154	167	669	24.96%	13	0	13
1101	4	0	209	429	1,146	37.43%	220	0	220
1103	0	0	143	315	868	36.29%	169	3	172
1301	0	0	84	219	505	43.37%	132	3	135
1501	0	0	176	369	971	38.00%	192	1	193
1502	1	0	219	506	1,184	42.74%	282	5	287
1503	1	0	187	450	973	46.25%	261	2	263
1504	2	0	219	500	1,143	43.74%	276	5	281
1701	1	0	195	266	1,046	25.43%	69	2	71
1703	0	0	143	241	794	30.35%	98	0	98
1704	0	0	0	0	0	0.00%	0	0	0
1705	1	0	202	377	841	44.83%	175	0	175
1706	1	0	271	363	1,356	26.77%	91	1	92
1708	0	0	199	267	1,021	26.15%	66	2	68
1901	1	0	96	169	484	34.92%	73	0	73
2101	1	0	210	278	1,065	26.10%	68	0	68
2102	1	0	222	283	813	34.81%	60	1	61
2103	0	0	281	334	1,149	29.07%	52	1	53
2301	1	0	198	329	1,002	32.83%	128	3	131
2303	0	0	112	220	589	37.35%	107	1	108
2306	0	0	193	392	1,198	32.72%	198	1	199
2501	0	0	195	234	1,023	22.87%	38	1	39
2502	0	0	125	142	609	23.32%	17	0	17
2701	0	0	88	211	514	41.05%	122	1	123
2702	1	0	192	450	1,060	42.45%	255	3	258

Canvass Report — Total Voters — Official
Yakima County, Washington — March 10 2020 Pres Primary — March 10, 2020

Total Number of Voters: 47,840 of 119,761 = 39.95%

Precincts Reporting 0 of 174 = 0.00%

President of the United States - Republican

Precinct	Blank Ballots Cast	Over Votes	Under Votes	Total Ballots Cast	Registered Voters	Percent Turnout	Donald J. Trump	Write-In	Totals
3002	1	0	41	95	265	35.85%	53	1	54
3004	0	0	3	14	25	56.00%	11	0	11
3100	1	0	134	349	861	40.53%	215	0	215
3101	0	0	62	180	457	39.39%	118	0	118
3102	1	0	200	321	938	34.22%	120	1	121
3103	1	0	156	247	746	33.11%	89	2	91
3104	0	0	183	381	980	38.88%	196	2	198
3105	0	0	18	45	126	35.71%	27	0	27
3106	1	0	110	307	725	42.34%	195	2	197
3203	0	0	139	408	864	47.22%	267	2	269
3205	0	0	164	482	1,128	42.73%	313	5	318
3206	0	0	167	432	880	49.09%	262	3	265
3208	0	0	19	62	158	39.24%	40	3	43
3301	1	0	91	286	602	47.51%	195	0	195
3303	1	0	71	173	450	38.44%	102	0	102
3304	0	0	114	365	815	44.79%	250	1	251
3305	0	0	88	305	726	42.01%	215	2	217
3308	0	0	121	331	796	41.58%	209	1	210
3309	1	0	157	246	758	32.45%	87	2	89
3310	0	0	241	365	1,160	31.47%	124	0	124
3311	1	0	171	475	1,052	45.15%	299	5	304
3401	0	0	97	127	537	23.65%	29	1	30
3504	0	0	4	12	23	52.17%	8	0	8
3601	0	0	7	33	55	60.00%	26	0	26
3602	2	0	190	542	1,214	44.65%	349	3	352
3605	2	0	101	398	857	46.44%	295	2	297
3701	1	0	145	255	790	32.28%	110	0	110
3900	0	0	108	377	868	43.43%	269	0	269
3901	1	0	45	180	457	39.39%	134	1	135
3902	0	0	78	152	377	40.32%	74	0	74
3903	3	0	138	538	1,175	45.79%	399	1	400
3904	1	0	166	389	816	47.67%	221	2	223

Canvass Report — Total Voters — Official
Yakima County, Washington — March 10 2020 Pres Primary — March 10, 2020

Total Number of Voters: 47,840 of 119,761 = 39.95%

Precincts Reporting 0 of 174 = 0.00%

President of the United States - Republican

Precinct	Blank Ballots Cast	Over Votes	Under Votes	Total Ballots Cast	Registered Voters	Percent Turnout	Donald J. Trump	Write-In	Totals
3905	0	0	28	129	272	47.43%	100	1	101
4001	0	0	89	143	539	26.53%	53	1	54
4002	0	0	67	126	327	38.53%	59	0	59
4003	0	0	186	527	1,234	42.71%	338	3	341
4005	1	0	62	217	463	46.87%	153	2	155
4102	0	0	120	458	800	57.25%	337	1	338
4104	0	0	123	288	642	44.86%	162	3	165
4105	2	0	54	180	388	46.39%	126	0	126
4106	0	0	100	320	683	46.85%	220	0	220
4108	0	0	92	236	516	45.74%	142	2	144
4109	1	0	187	410	1,157	35.44%	221	2	223
4111	0	0	129	360	861	41.81%	230	1	231
4112	1	0	177	541	1,221	44.31%	362	2	364
4114	2	0	141	424	877	48.35%	283	0	283
4115	1	0	93	312	651	47.93%	217	2	219
4303	2	0	41	127	284	44.72%	86	0	86
4401	0	0	94	208	463	44.92%	112	2	114
4402	0	0	89	260	578	44.98%	169	2	171
4501	0	0	53	116	301	38.54%	62	1	63
4503	0	0	16	39	73	53.42%	23	0	23
4504	0	0	140	343	626	54.79%	200	3	203
4601	0	0	73	143	302	47.35%	68	2	70
4602	0	0	93	232	556	41.73%	139	0	139
4603	1	0	156	418	913	45.78%	259	3	262
4604	1	0	61	164	343	47.81%	102	1	103
4605	0	0	43	191	476	40.13%	148	0	148
4606	0	0	275	603	1,259	47.90%	328	0	328
4609	0	0	49	155	342	45.32%	106	0	106
4615	1	0	124	265	734	36.10%	139	2	141
4616	0	0	54	146	342	42.69%	92	0	92
4618	0	0	110	250	585	42.74%	140	0	140
4623	0	0	19	48	119	40.34%	29	0	29

Canvass Report — Total Voters — Official
Yakima County, Washington — March 10 2020 Pres Primary — March 10, 2020

Total Number of Voters: 47,840 of 119,761 = 39.95%

Precincts Reporting 0 of 174 = 0.00%

President of the United States - Republican

Precinct	Blank Ballots Cast	Over Votes	Under Votes	Total Ballots Cast	Registered Voters	Percent Turnout	Donald J. Trump	Write-In	Totals
4624	0	0	51	128	320	40.00%	77	0	77
4628	0	0	54	133	375	35.47%	79	0	79
4801	0	0	123	503	1,196	42.06%	379	1	380
4802	2	0	302	627	1,254	50.00%	321	4	325
5001	0	0	48	103	263	39.16%	55	0	55
5003	0	0	107	357	809	44.13%	249	1	250
5010	0	0	55	131	247	53.04%	76	0	76
5012	3	0	196	311	1,090	28.53%	113	2	115
5014	0	0	96	339	816	41.54%	241	2	243
5016	0	0	75	210	503	41.75%	135	0	135
5020	2	0	77	238	500	47.60%	160	1	161
5101	0	0	84	182	411	44.28%	97	1	98
5202	0	0	1	1	6	16.67%	0	0	0
Provisional	0	0	0	0	0	0.00%	0	0	0
Totals:	92	1	23,518	47,840	119,761		24,077	244	24,321

**Unresolved Write-Ins — Official
Yakima County, Washington — Official Ballot — March 10,2020**

Page 1 of 4

03/20/2020 08:32 AM

Total Number of Voters : 47,840 of 119,761 = 39.95%

Precincts Reporting 0 of 174 = 0.00%

Contest Title	Unresolved Write-In Names	Number of Votes
President of the United States Democratic	Brad Mcerick Carolyn Logve Jeff Boss Kamala Harris Kristina M Huntington Matthew McConavony Not a valid vote Patty Murrey Stacy Abrams Will Smith	1 1 1 1 1 1 9 1 1 1
Total Unresolved Write-In Names for Contest: 10		
Total number of votes:		18

**Unresolved Write-Ins — Official
Yakima County, Washington — Official Ballot — March 10,2020**

Page 2 of 4

03/20/2020 08:32 AM

Total Number of Voters : 47,840 of 119,761 = 39.95%

Precincts Reporting 0 of 174 = 0.00%

Contest Title	Unresolved Write-In Names	Number of Votes
President of the United States Republican	Abraham Williams	1
	Ben Carson	10
	Ben Sasse	1
	Benjamin Sasse	1
	Bill Weld	15
	Christian Schlect	1
	Colan Powel	1
	Colin Powell	1
	Condoleeza Rice	1
	Condoleezza Rice	1
	Craig Marks	1
	Dan Newhouse	1
	Dan Newhouse	5
	David R Williams	1
	David Taylor	1
	Dean A Long	3
	Devin Waterbury	1
	Dino Rossi	1
	Don Blankenship	1
	Edward Reinhart	2
	Franklin Graham	2
	Gary E Johnson	1
	Gary Johnson	1
	James Mattis	1
	James Mattis	4
	Jamie Plath	1
	Jay Inslee	1
	Jeremy Dufault	1
	Jim Fitchent	1
	Joe Walsh	1
	John Kasich	8
	John Kasish	1
	John Smith	1
	Joseph R Biden	1
	Josiah Trenham	1
	Julian Vento	1
	Julie O Buse	1
	Kasich	1
	Kendra Zimmerman	1
	Keven Roy	1
	Kimberlee Seal	1
	Kyle Kenley Kopitke	1
	Liz Cheney	1

**Unresolved Write-Ins — Official
Yakima County, Washington — Official Ballot — March 10,2020**

Page 3 of 4

03/20/2020 08:32 AM

Total Number of Voters : 47,840 of 119,761 = 39.95%

Precincts Reporting 0 of 174 = 0.00%

Contest Title	Unresolved Write-In Names	Number of Votes
President of the United States Republican		<i>Continued..</i>
	Marcie Y Noble	1
	Marco Rubio	2
	Mari Sperry	1
	Mark Edward Fischbah	1
	Mark Johnson	1
	Mark Peterson	1
	Mark Sanford	1
	Mary Beth Fender	1
	Matt Damon	1
	Merrilee Glaspey	1
	Michael Pence	1
	Mike Bloomberg	1
	Mike Pence	12
	Mike Pense	1
	Mike Rouse	1
	Mike Rowe	1
	Mit Romney	1
	Mitch Mcconnell	1
	Mitt Romney	39
	Newhouse	1
	Nikki Haley	3
	Not a valid vote	50
	Pam Belton	1
	Paul Ryan	4
	Pence	4
	Peter Schiff	1
	Phil English	1
	Rand Paul	3
	Rick Grimes	1
	Rogue De La Fuente	1
	Ron Paul	1
	Roque De La Fuente	1
	Ryan D Andreasen	1
	Stephanie Katz-West	1
	Steve Macarloa	1
	Ted Cruz	2
	Thom Tillis	1
	Tiffany Doornink	1
	Tom Cotton	1
	Trey Goudy	1
	William F Weld	3
	William Weld	7

**Unresolved Write-Ins — Official
Yakima County, Washington — Official Ballot — March 10,2020**

Page 4 of 4

03/20/2020 08:32 AM

Total Number of Voters : 47,840 of 119,761 = 39.95%

Precincts Reporting 0 of 174 = 0.00%

Contest Title	Unresolved Write-In Names	Number of Votes
<hr/> Total Unresolved Write-In Names for Contest: 85		
Total number of votes:		244