


Oath of Authenticity


STATE OF WASHINGTON)
) ss.
COUNTY OF Yakima)

I solemnly swear that the unofficial returns and supporting documentation of the Special Election held on April 27, in Yakima County, State of Washington, are true and correct.



County Auditor

Subscribed and sworn before me this 7th day of May 2021

County Legislative Authority (witness)


County Prosecuting Attorney (witness)


Certification of the Canvassing Board

STATE OF WASHINGTON)
) ss.
COUNTY OF Yakima)


The undersigned officers designated by law as constituting the Canvassing Board for the County of Yakima, State of Washington, hereby certify that this is a full, true, and correct copy of the Abstract of Votes including the number of registered eligible voters, cumulative results, precinct results, and report of votes cast at the Special Election held on April 27, in Yakima County, State of Washington.

Witness our hands and official seal this 7th day of May 2021





County Auditor

County Legislative Authority


County Prosecuting Attorney

Yakima County Auditor

Reconciliation Form

General information

County name Yakima
 Election date 4/27/2021

Registered voters eligible to participate

Active registered voters 18,437
 Inactive registered voters 601

Category Reconciliation (detailed accounting of ballots)

| | Issued (number of voters issued ballots) | Credited voters in VoteWA (envelopes containing ballots) | Ballots Accepted (Counted / Tabulated) | Ballots not counted | | Discrepancy (If zero, category balances) |
|--|---|--|---|--|------------------|--|
| | | | | Ballots forwarded to other counties | Ballots Rejected | |
| UOCAVA | 258 | 26 | 25 | N/A | 1 | 0 |
| Federal write-in | N/A | 0 | 0 | N/A | 0 | 0 |
| Provisional | 0 | 0 | 0 | 0 | 0 | 0 |
| DREs | 0 | 0 | 0 | N/A | 0 | 0 |
| All voters not reported in above categories | 18,318 | 6,283 | 6,216 | 0 | 67 | 0 |
| Total for all voter categories | 18,576 | 6,309 | 6,241 | 0 | 68 | 0 |

Summary

Reconciliation

Overall Ballot Reconciliation

| | |
|---------------------|----------|
| Ballots Received | 6,309 |
| Ballots Accepted | 6,241 |
| Ballots Not Counted | 68 |
| Discrepancy | 0 |

Voters credited to ballots counted

| | |
|---|--------------|
| Credited voters in VoteWA | 6,242 |
| Credited envelopes without ballots | (1) |
| Voters not credited in VoteWA (examples: FWAB or ACP) | 0 |
| Total valid ballots | 6,241 |
| Discrepancy | 0 |

Additional Information

Replacement Ballots

| | |
|-----------|----|
| Requested | 66 |
| Issued | 66 |
| Returned | 25 |
| Counted | 25 |
| Rejected | 0 |

Return method

| | |
|--|-------|
| Email | 2 |
| Fax | 0 |
| Deposited at staffed, unstaffed deposit sites and voting centers | 1,108 |
| Non-UOCAVA returned by Fax or Email | 0 |

Generation method

| | |
|--|-----|
| VoteWA | 115 |
| Other online programs | 0 |
| PDF originating from county | 0 |
| Non-UOCAVA ballots issued electronically | 9 |

AVU

| | |
|--|---|
| Estimated number of paper ballots printed by AVU | 0 |
|--|---|

Category discrepancy explanation

VoteWA discrepancy explanation

Report prepared by: K Fisher

Date: 5.7.2021

Contact number: 509.574.1340

**Cumulative Report — Official
Special Election — Yakima County, Washington — April 27, 2021**

Page 1 of 1

05/07/2021 08:37 AM

Total Number of Voters : 6,241 of 18,437 = 33.85%

Precincts Reporting 0 of 27 = 0.00%

| Party | Candidate | Total Ballots Cast | | NA | | Total | |
|---|---------------------|--------------------|---------|----|-------|-------|---------|
| Selah School District No. 119 Proposition No. 1 EPO Levy, Vote For 1 | | | | | | | |
| | Levy - Yes | 2,771 | 54.80% | 0 | 0.00% | 2,771 | 54.80% |
| | Levy - No | 2,286 | 45.20% | 0 | 0.00% | 2,286 | 45.20% |
| | Cast Votes: | 5,057 | 99.96% | 0 | 0.00% | 5,057 | 99.96% |
| | Over Votes: | 0 | 0.00% | 0 | 0.00% | 0 | 0.00% |
| | Under Votes: | 2 | 0.04% | 0 | 0.00% | 2 | 0.04% |
| Toppenish School District No. 202 Proposition No. 1 EPO Levy, Vote For 1 | | | | | | | |
| | Levy - Yes | 745 | 63.03% | 0 | 0.00% | 745 | 63.03% |
| | Levy - No | 437 | 36.97% | 0 | 0.00% | 437 | 36.97% |
| | Cast Votes: | 1,182 | 100.00% | 0 | 0.00% | 1,182 | 100.00% |
| | Over Votes: | 0 | 0.00% | 0 | 0.00% | 0 | 0.00% |
| | Under Votes: | 0 | 0.00% | 0 | 0.00% | 0 | 0.00% |

**Canvass Report — Total Voters — Official
Special Election — Yakima County, Washington — April 27, 2021**

Page 1 of 2

05/07/2021 08:41 AM

Total Number of Voters: 6,241 of 18,437 = 33.85%

Precincts Reporting 0 of 27 = 0.00%

Selah School District No. 119 Proposition No. 1 - EPO Levy

| Precinct | Blank Ballots Cast | Over Votes | Under Votes | Total Ballots Cast | Registered Voters | Percent Turnout | Levy - Yes | Levy - No | Totals |
|----------------|--------------------|------------|-------------|--------------------|-------------------|-----------------|--------------|--------------|--------------|
| 1501 | 0 | 0 | 0 | 226 | 1,072 | 21.08% | 126 | 100 | 226 |
| 1502 | 0 | 0 | 0 | 533 | 1,314 | 40.56% | 336 | 197 | 533 |
| 1503 | 0 | 0 | 0 | 519 | 1,072 | 48.41% | 344 | 175 | 519 |
| 1504 | 1 | 0 | 1 | 502 | 1,243 | 40.39% | 314 | 187 | 501 |
| 3504 | 0 | 0 | 0 | 0 | 0 | 0.00% | 0 | 0 | 0 |
| 3602 | 0 | 0 | 0 | 24 | 44 | 54.55% | 17 | 7 | 24 |
| 3900 | 1 | 0 | 1 | 372 | 893 | 41.66% | 169 | 202 | 371 |
| 3901 | 0 | 0 | 0 | 172 | 480 | 35.83% | 66 | 106 | 172 |
| 3903 | 0 | 0 | 0 | 493 | 1,251 | 39.41% | 240 | 253 | 493 |
| 4108 | 0 | 0 | 0 | 249 | 531 | 46.89% | 131 | 118 | 249 |
| 4112 | 0 | 0 | 0 | 538 | 1,284 | 41.90% | 274 | 264 | 538 |
| 4115 | 0 | 0 | 0 | 7 | 14 | 50.00% | 5 | 2 | 7 |
| 4402 | 0 | 0 | 0 | 215 | 603 | 35.66% | 101 | 114 | 215 |
| 4501 | 0 | 0 | 0 | 3 | 9 | 33.33% | 0 | 3 | 3 |
| 4602 | 0 | 0 | 0 | 208 | 609 | 34.15% | 117 | 91 | 208 |
| 4603 | 0 | 0 | 0 | 481 | 986 | 48.78% | 260 | 221 | 481 |
| 4604 | 0 | 0 | 0 | 169 | 344 | 49.13% | 89 | 80 | 169 |
| 4605 | 0 | 0 | 0 | 135 | 492 | 27.44% | 60 | 75 | 135 |
| 5016 | 0 | 0 | 0 | 213 | 518 | 41.12% | 122 | 91 | 213 |
| Provisional | 0 | 0 | 0 | 0 | 0 | 0.00% | 0 | 0 | 0 |
| Totals: | 2 | 0 | 2 | 5,059 | 12,759 | | 2,771 | 2,286 | 5,057 |

**Canvass Report — Total Voters — Official
Special Election — Yakima County, Washington — April 27, 2021**

Total Number of Voters: 6,241 of 18,437 = 33.85%

Precincts Reporting 0 of 27 = 0.00%

Toppenish School District No. 202 Proposition No. 1 - EPO Levy

| Precinct | Blank Ballots Cast | Over Votes | Under Votes | Total Ballots Cast | Registered Voters | Percent Turnout | Levy - Yes | Levy - No | Totals |
|----------------|--------------------|------------|-------------|--------------------|-------------------|-----------------|------------|------------|--------------|
| 2101 | 0 | 0 | 0 | 185 | 1,112 | 16.64% | 123 | 62 | 185 |
| 2102 | 0 | 0 | 0 | 228 | 866 | 26.33% | 161 | 67 | 228 |
| 2103 | 0 | 0 | 0 | 220 | 1,206 | 18.24% | 152 | 68 | 220 |
| 2701 | 0 | 0 | 0 | 23 | 77 | 29.87% | 10 | 13 | 23 |
| 3103 | 0 | 0 | 0 | 151 | 781 | 19.33% | 86 | 65 | 151 |
| 3104 | 0 | 0 | 0 | 227 | 827 | 27.45% | 115 | 112 | 227 |
| 3309 | 0 | 0 | 0 | 148 | 809 | 18.29% | 98 | 50 | 148 |
| Provisional | 0 | 0 | 0 | 0 | 0 | 0.00% | 0 | 0 | 0 |
| Totals: | 0 | 0 | 0 | 1,182 | 5,678 | | 745 | 437 | 1,182 |