

---

## Quality of Life

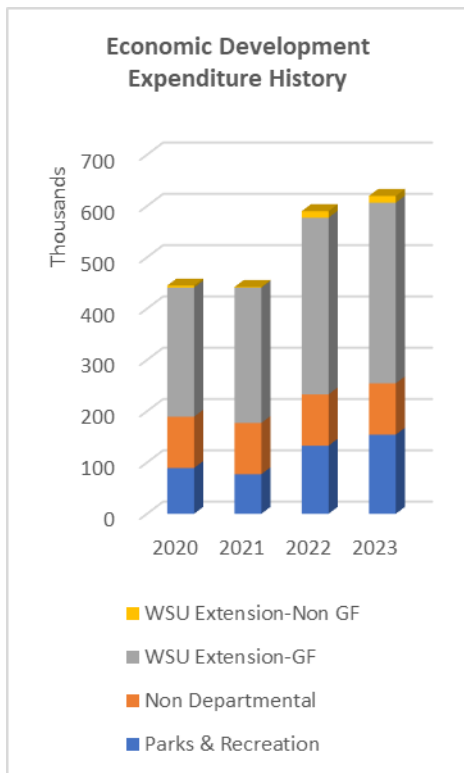
---

### Summary

The Quality of Life priority includes efforts to improve the well-being of the community by providing services through cultural, educational and recreational opportunities. Parks, pathways and investments in service organizations would be examples of quality of life programs.

### Current Issues

- WSU Extension provides support the 4-H programs and the Master Gardener programs of Yakima County. Continuing these educational opportunities for our community supports the efforts to bring youth into the agriculture of our valley and ability to reduce water usage in the community.



---

## Non-Departmental

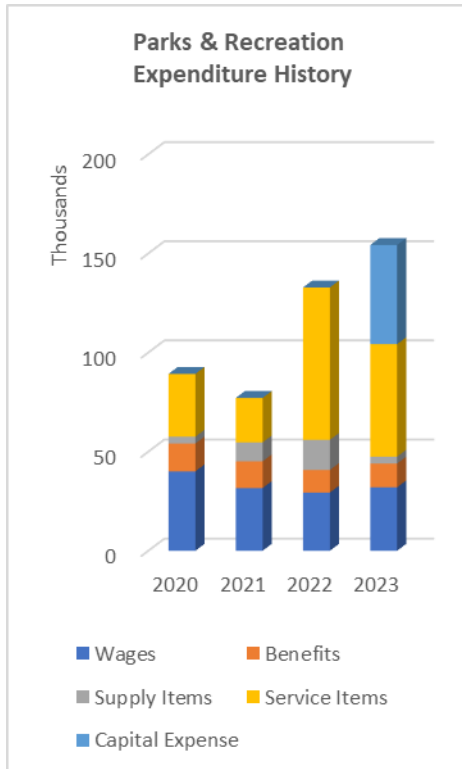
---

Expenditures	Actuals 2019	Actuals 2020	Budget 2021	Budget 2022
Parks & Recreation	100,000	100,000	100,000	100,000
Total Expenses	100,000	100,000	100,000	100,000

### Program Description:

This fund was established as a distribution point to fund activities that do not relate to a “department specific” operation. Expenditures from this program benefit the County as a whole, and do not benefit any one particular department.

## Parks & Recreation



Expenditures	Actuals 2020	Actuals 2021	Budget 2022	Budget 2023
Wages	40,068	31,642	29,358	31,999
Benefits	14,020	13,467	11,367	12,001
Supply Items	3,470	9,562	15,200	3,500
Service Items	31,667	22,427	76,889	56,723
Capital Expense	0	0	0	50,000
Total Expenses	89,225	77,098	132,814	154,223
Ending Fund Balance	106,560	102,542	86,566	10,647
Total	195,785	179,640	219,380	164,870

### Our Purpose:

To provide, maintain and make available superior park facilities to address the leisure needs of the public.

### Program Description:

The Yakima County Parks Division oversees two (2) facilities namely the Eschbach Nature Area (150 acres), and the Lower Naches Community Park (8 acres). These facilities are operated to provide a maximum level of public service within the budget appropriation. Parks Division owns the Sun Valley Shooting Park (244 acres) located east of Moxee. Approximately 33 acres is managed as a County Law Enforcement training range, and the remainder is leased to and managed by the Central Washington Range Conservancy, a not-for-profit organization. The Division also owns a one-acre Nelson Pioneer Cemetery located in the community of Glee.

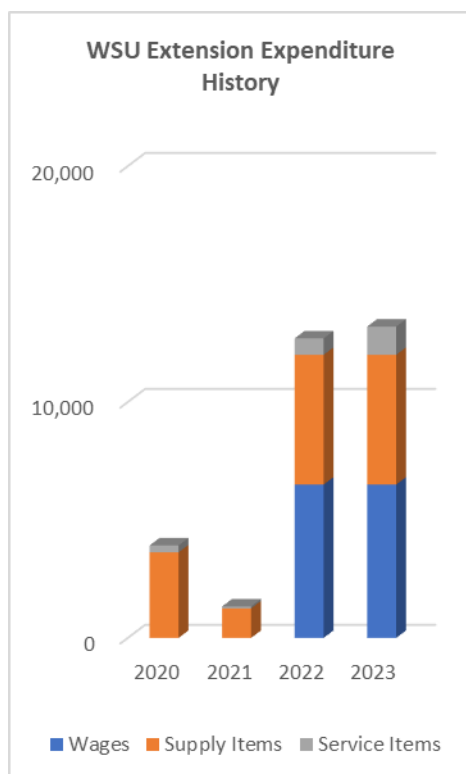
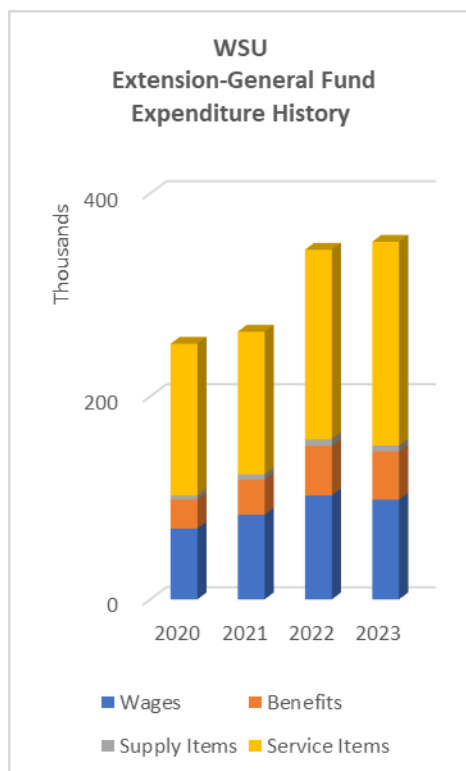
### Major objectives:

- Oversee Eschbach Nature Area to maintain year-round limited public access.
- Continue to maintain Lower Naches Community Park with the current FTE and volunteers.
- Oversee ongoing maintenance and improvement of the Shooting Range for the Sheriff and Department of Corrections departments.
- Fund the County's commitment to the Central Washington Range Conservancy to assist in maintaining Public access to the Sun Valley Shooting Park.

### Revenue Sources:

The Parks Division relies on the County General Fund for funding for ongoing operations and maintenance for the Law Enforcement Training facility and volunteers to provide maintenance of the Lower Naches Community Park.

## WSU Extension



### Expenditures-General Fund

	Actuals 2020	Actuals 2021	Budget 2022	Budget 2023
Wages	69,866	83,340	102,543	98,195
Benefits	28,468	34,598	48,815	47,563
Supply Items	4,017	5,137	6,370	5,870
Service Items	149,408	140,625	186,699	200,645
Total Expenses	251,759	263,700	344,427	352,273

### Expenditures-Non-GF

	Actuals 2020	Actuals 2021	Budget 2022	Budget 2023
Wages	0	0	6,500	6,500
Supply Items	3,626	1,252	5,500	5,500
Service Items	294	83	698	1,198
Total Expenses	3,920	1,335	12,698	13,198
Ending Fund Balance	36,676	36,674	32,266	30,508
Total	40,596	38,009	44,964	43,706

## Program Description:

The Smith-Lever Act of 1914 mandates that land grant universities maintain a system of Cooperative Extension services to provide science-based outreach in applied agriculture, natural resources science, food and consumer science, and related subjects to the people of the state. A local unit of the land-grant university in Washington State, WSU Yakima County Extension engages people, organizations, and communities to advance economic well-being and quality of life by connecting them to the knowledge base of the university and by fostering inquiry, learning, and the application of research.

The most effective delivery system for this federally mandated service, providing research-based education to local people to address local needs, is through partnership with county government. This is the model that persists nationwide because it remains effective. WSU Extension assists the people of Yakima County by offering educational programming, technical assistance, consumer publications, and community partnerships. These proactive educational efforts are not merely a public 'good' paid for by multiple government and private jurisdictions, they also reduce the much higher expense of reactive government programs and services that mitigate for social and environmental problems.

---

## **WSU Extension (cont.)**

---

### **Major Objectives:**

- Educational opportunities for youth in personal growth and leadership development and supporting positive youth development systems.
- Educational opportunities and community outreach programs surrounding home food production, food preservation, and environmentally sustainable landscaping.
- Educational opportunities for farmers and non-commercial landowners on tree fruit production and integrated pest management practices.
- Educational and technical support for rangelands- and pasture-based livestock production.
- Nutrition education classes as well as policy, systems, and environment support to encourage healthy eating patterns and increased physical activity for low-income individuals.
- Strengthening farm-to-consumer linkages within Yakima County.

### **Revenue/Expenditure Comment:**

WSU Yakima County Extension provides solutions to local problems and thus stimulates local economies. We leverage every county dollar we receive with federal, state, grant, and private funding to maximize our reach and effectiveness. Yakima County Extension runs on a combination of funding sources: WSU, Yakima County, grants, and contracts. In any particular year the relative percentage of support from each source is different. Most active outreach funds come from grants and contracts; WSU Extension faculty salaries are primarily WSU's expense; and Yakima County's contribution each year provides for basic facilities, support staff, and office supply costs.

---

This page left blank intentionally.