

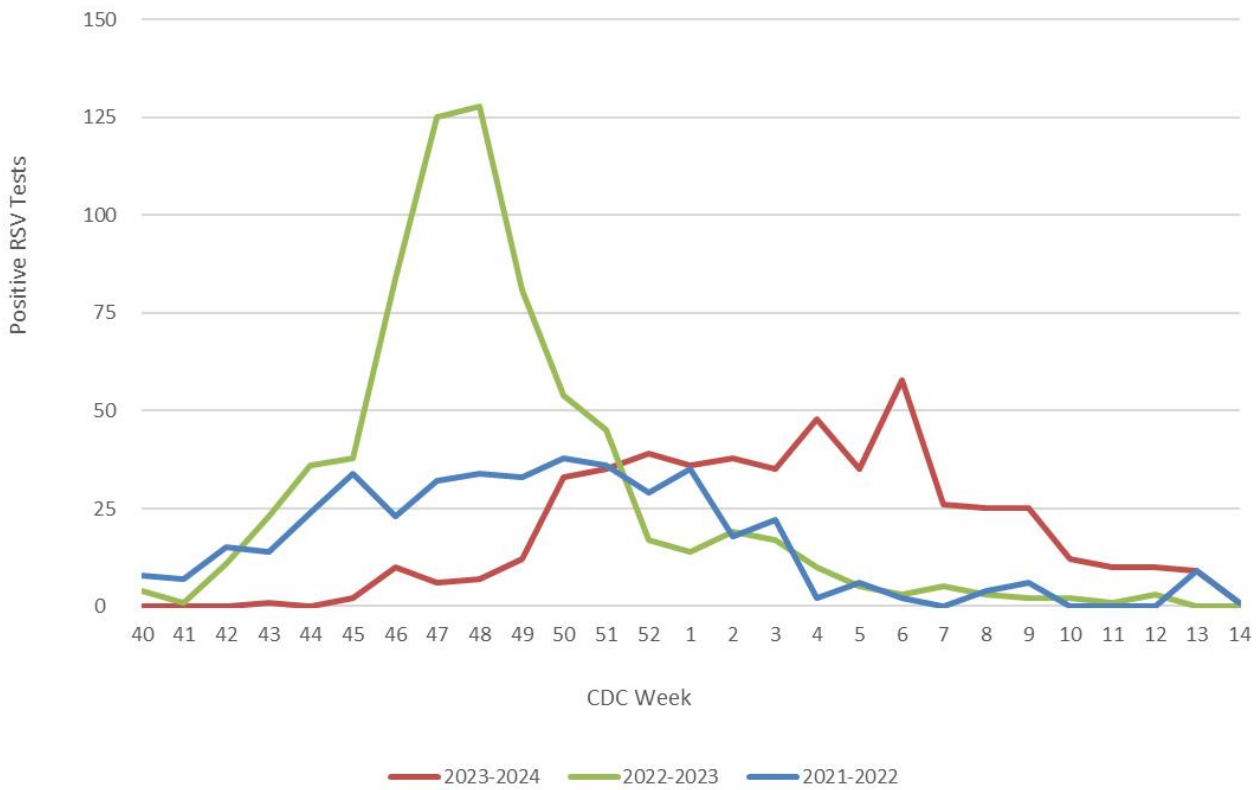
# RSV/Flu and COVID-19 Statistics 2023-2024

**DISCLAIMER:** Data for RSV/Flu is provided by MultiCare YVMH, Astria Toppenish Hospital, and Astria Sunnyside Hospital. Because we do not include private provider testing results, this may not be an accurate representation of the total number of cases in our county. COVID-19 Hospitalizations are provided by the Washington Disease Reporting System (WDRS). This report provides only a general guideline of disease trends.

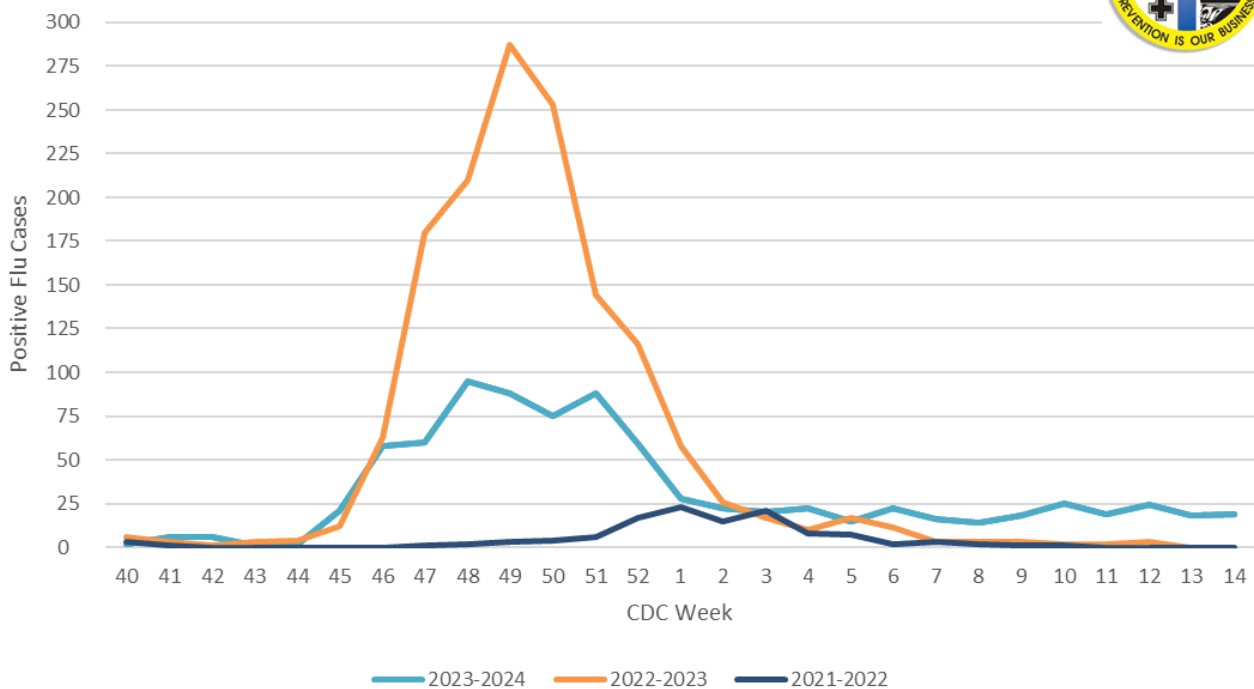
**Table 1. Total Number of Positive RSV and Flu Tests by CDC Week 2023-2024**

CDC Week	Start Date	End Date	RSV Tests			Rapid-Antigen Flu Tests		
			Positive	Total	% Positive	Positive	Total	% Positive
40	10/1/2023	10/7/2023	0	83	0.0%	2	201	1.0%
41	10/8/2023	10/14/2023	0	85	0.0%	6	183	3.3%
42	10/15/2023	10/21/2023	0	108	0.0%	6	224	2.7%
43	10/22/2023	10/28/2023	1	98	1.0%	1	186	0.5%
44	10/29/2023	11/4/2023	0	105	0.0%	2	187	1.1%
45	11/5/2023	11/11/2023	2	134	1.5%	21	243	8.6%
46	11/12/2023	11/18/2023	10	186	5.4%	58	376	15.4%
47	11/19/2023	11/25/2023	6	262	2.3%	60	428	14.0%
48	11/26/2023	12/2/2023	7	248	2.8%	95	516	18.4%
49	12/3/2023	12/9/2023	12	304	3.9%	88	512	17.2%
50	12/10/2023	12/16/2023	33	325	10.2%	75	477	15.7%
51	12/17/2023	12/23/2023	35	320	10.9%	88	495	17.8%
52	12/24/2023	12/30/2023	39	281	13.9%	59	488	12.1%
1	12/31/2023	1/6/2024	36	219	16.4%	28	429	6.5%
2	1/7/2024	1/13/2024	38	224	17.0%	22	384	5.7%
3	1/14/2024	1/20/2024	35	239	14.6%	20	340	5.9%
4	1/21/2024	1/27/2024	48	273	17.6%	22	361	6.1%
5	1/28/2024	2/3/2024	35	277	12.6%	15	363	4.1%
6	2/4/2024	2/10/2024	58	261	22.2%	22	434	5.1%
7	2/11/2024	2/17/2024	26	191	13.6%	16	335	4.8%
8	2/18/2024	2/24/2024	25	216	11.6%	14	334	4.2%
9	2/25/2024	3/2/2024	25	225	11.1%	18	356	5.1%
10	3/3/2024	3/9/2024	12	186	6.5%	25	347	7.2%
11	3/10/2024	3/16/2024	10	194	5.2%	19	274	6.9%
12	3/17/2024	3/23/2024	10	217	4.6%	24	310	7.7%
13	3/24/2024	3/30/2024	9	187	4.8%	18	254	7.1%
14	3/31/2024	4/6/2024	1	176	0.6%	19	256	7.4%

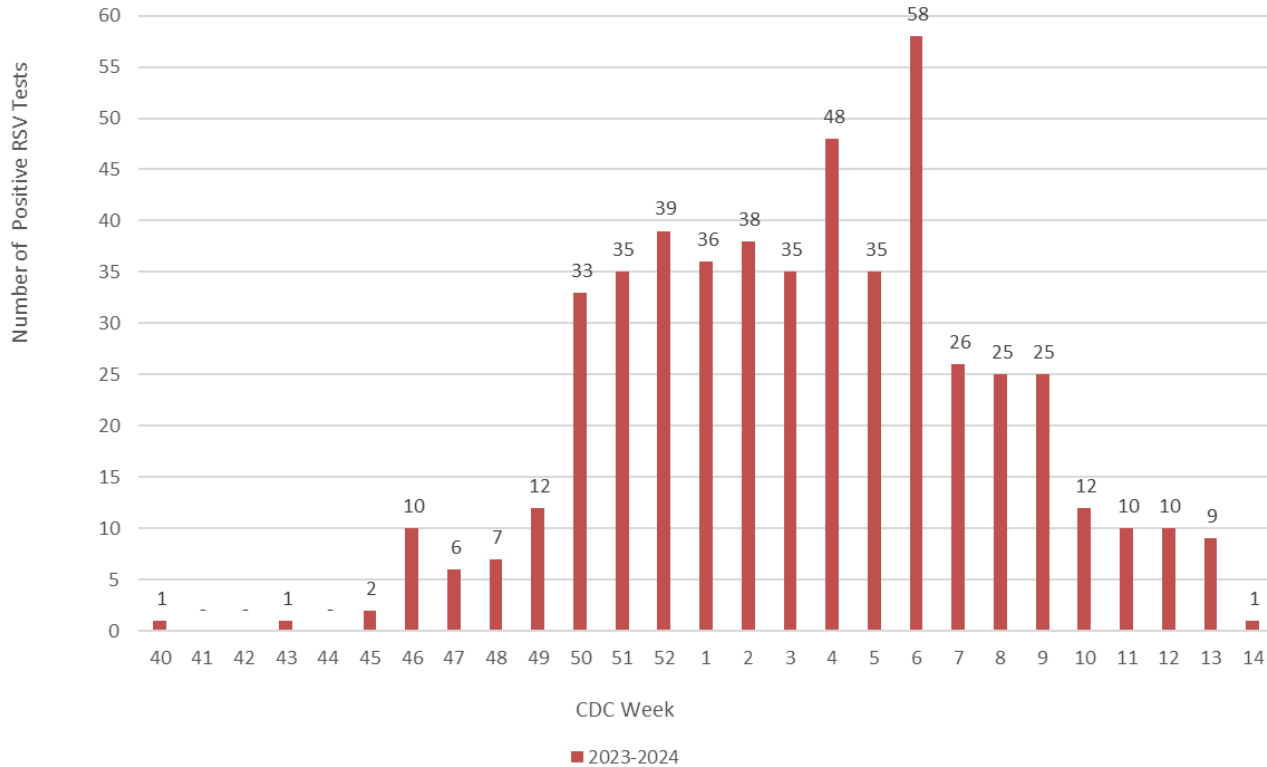
**Figure 1. Positive RSV Tests**  
Yakima County, 2023 - 2024



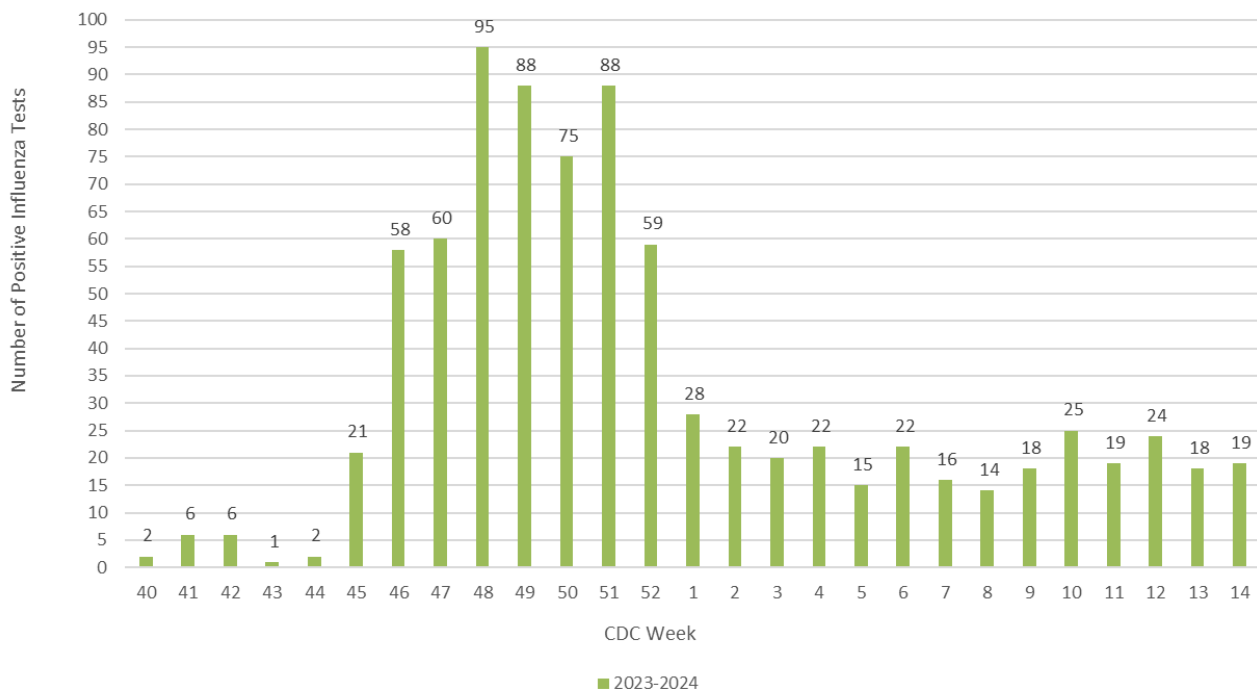
**Figure 2. Positive Rapid-Antigen Influenza Tests**  
Yakima County, 2023 - 2024



**Figure 3. Positive RSV Tests**  
Yakima County, 2023 - 2024



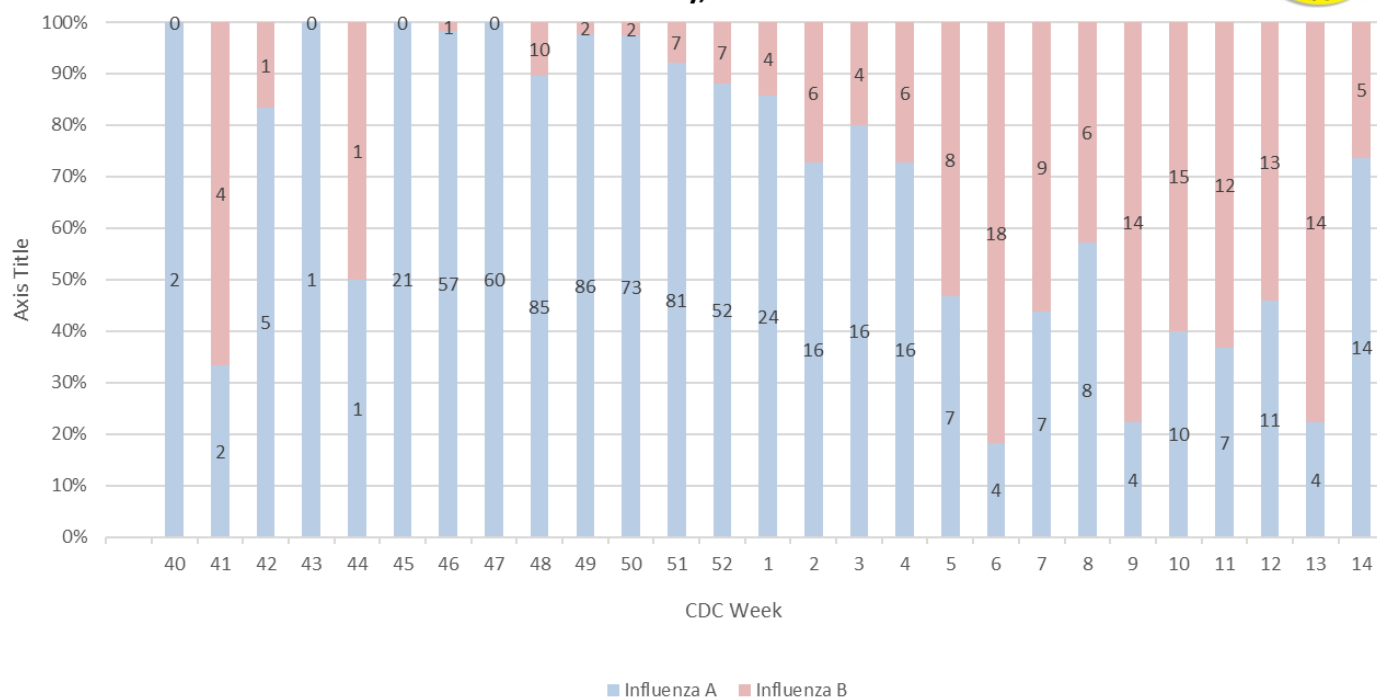
**Figure 4. Positive Rapid-Antigen Influenza Tests**  
Yakima County, 2023 - 2024





**Figure 5. Percent Positive Rapid-Antigen Influenza Tests  
by Influenza Type**

**Yakima County, 2023 - 2024**



**Figure 6. COVID-19 Weekly Hospitalizations**

**Yakima County, 2023 - 2024**

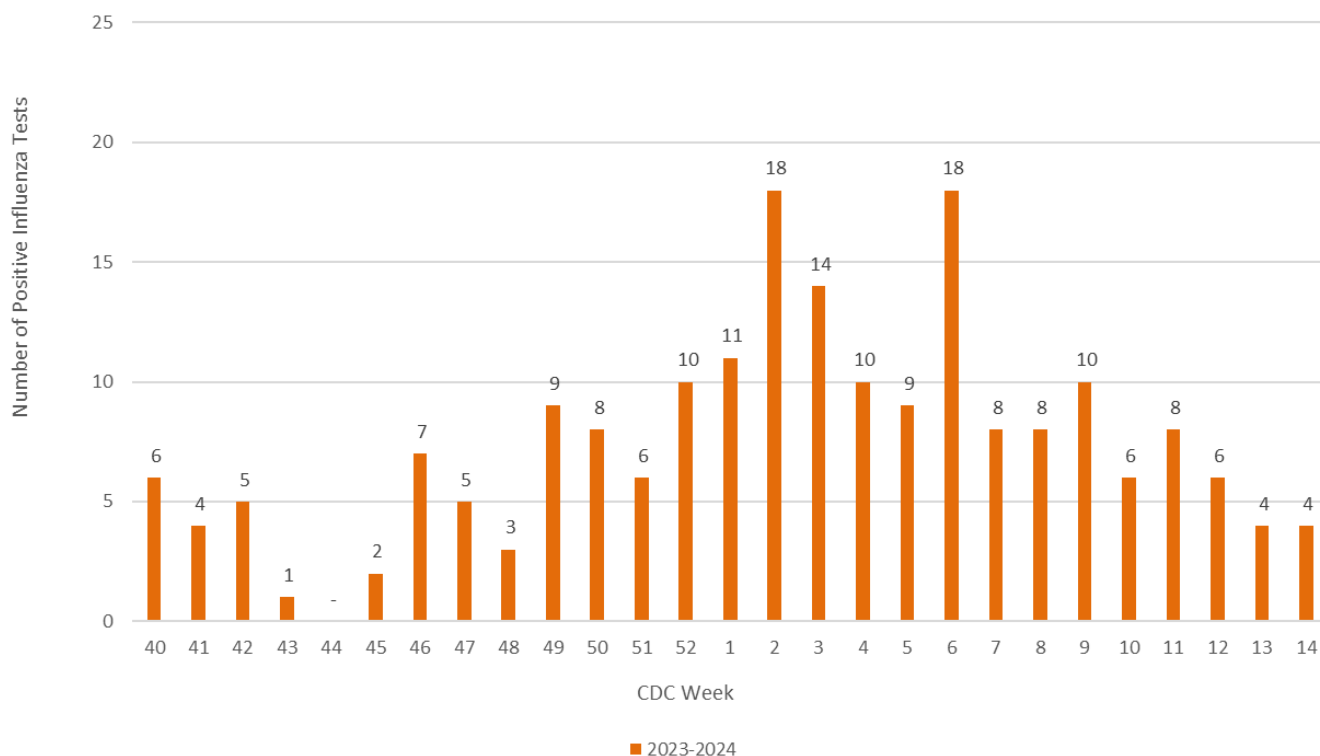


Table 2. Active COVID-19 Outbreaks in Yakima County		
Facility	Facility Type	Location
-	-	-
Assisted Living Facilities with Active COVID-19 Outbreaks		
Facility	Location	
-	-	
Long Term Care Facilities with Active COVID-19 Outbreaks or Active Transmission		
Facility	Location	
Yakima Valley School	609 Speyers Rd, Selah WA	