



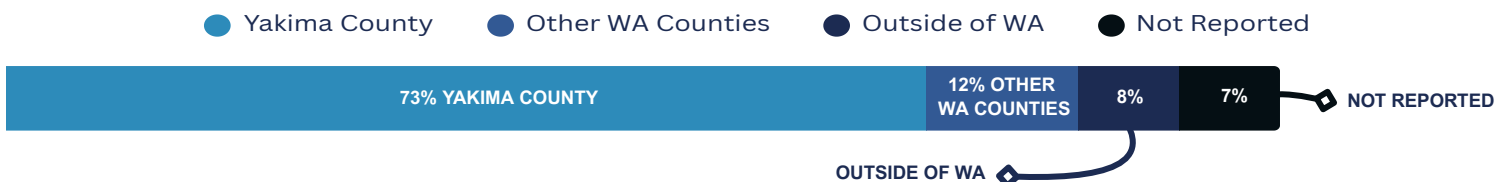
Every January, Yakima County conducts a Point-in-Time (PIT) survey to assess homelessness in our county. This one-day snapshot captures the characteristics and situations of people without housing. 602 individuals were recorded in the 2025 Point in Time as staying on the streets or in shelters. By comparison, approximately 2,070 people connected to our homeless crisis response system across the entire year of 2024<sup>\*1</sup>. The Point in time should not be interpreted as a complete count of homelessness, but rather an annual survey that provides unique insights into local homelessness, providing data that is not typically captured throughout the rest of the year.

**602** PEOPLE RECORDED  
IN THE POINT-IN-TIME  
SURVEY

**2,070** PEOPLE CONNECTED TO  
OUR HOMELESS CRISIS  
RESPONSE SYSTEM (2024) <sup>\*1</sup>



**MOST TOLD US THEY LIVED IN YAKIMA COUNTY BEFORE THEY BECAME HOMELESS**

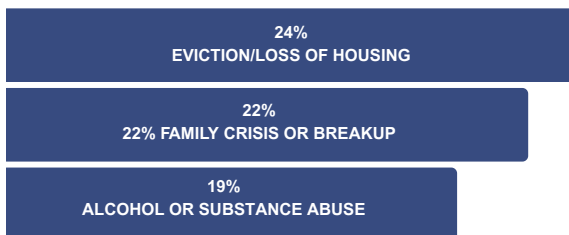


**TOP FIVE JURISDICTIONS WHERE PEOPLE LAST HAD HOUSING**




**THERE ARE MANY CAUSES OF HOMELESSNESS**

THE TOP THREE MOST COMMONLY REPORTED REASONS FOR LOSING HOUSING WERE:




**MOST PEOPLE EXPERINCING  
HOMELESSNESS HAVE AN INCOME**



**MENTAL HEALTH IS THE MOST  
COMMONLY REPORTED DISABILITY**

THE TOP FIVE MOST COMMONLY REPORTED DISABILITIES<sup>\*4</sup> WERE:



<sup>\*1</sup> 2024 DATA COLLECTED FROM THE HOMELESS MANAGEMENT INFORMATION SYSTEM (HMIS).  
<sup>\*2</sup> CHRONICALLY HOMELESS IS DEFINED AS AN INDIVIDUAL WITH A DISABILITY WHO HAS LIVED EITHER IN A PLACE NOT MEANT FOR HUMAN HABITATION, A SAFE HAVEN, OR IN AN EMERGENCY SHELTER FOR OVER A YEAR, OR HAVE EXPERIENCED HOMELESSNESS FOUR OR MORE TIMES IN THE LAST THREE YEARS.  
<sup>\*3</sup> INCREASE IN EMERGENCY SHELTER NUMBERS REFLECTS IMPROVED YUGM SURVEY COLLECTION IN 2025.  
<sup>\*4</sup> INDIVIDUALS CAN REPORT MULTIPLE DISABILITIES. THIS MEANS THAT A SINGLE INDIVIDUAL MIGHT BE COUNTED IN MORE THAN ONE CATEGORY.