


CHARGE into Fire Safety™

Lithium-Ion Batteries in Your Home

Most of the electronics we use in our homes every day are powered by lithium-ion batteries. In fact, most everything that's rechargeable uses this kind of battery.




e-bikes



hoverboards




tablets



cordless vacuum cleaners



e-vehicles



power tools



mobile phones



remote control cars




e-scooters



laptops



e-cigarettes/
vapes



drones




golf carts



smart watches



headphones



toys

LITHIUM-ION BATTERIES store a lot of energy in a small place. These batteries can overheat, start a fire, or explode if overcharged or damaged. By learning how to **BUY**, **CHARGE**, and **RECYCLE** these batteries safely, you can help prevent a fire in your home.



BUY only listed products. When buying a product that uses a lithium-ion battery look for a safety certification mark such as UL, ETL, or CSA. This means it meets important safety standards.



STOP using your device right away if the battery smells weird, gets too hot, makes popping noises, changes in shape or color. If it is safe, move the device away from anything that can catch fire. Call **9-1-1**.



CHARGE devices safely. Always use the cables that came with the product to charge. Follow the instructions from the manufacturer. Buy new chargers from the manufacturer or one that the manufacturer has approved.



RECYCLE batteries responsibly. Don't throw lithium-ion batteries in the trash or regular recycling bins because they could start a fire.



CHARGE your device on a hard surface. Don't overcharge your device. Unplug it or remove the battery when it's fully charged.



RECYCLE your device or battery at a safe battery recycling location. Visit **call2recycle.org** to find a recycling spot near you.



**NATIONAL FIRE
PROTECTION ASSOCIATION**
The Leading Information and Knowledge Resource on Fire,
Electrical, and Related Hazards



SCAN ME