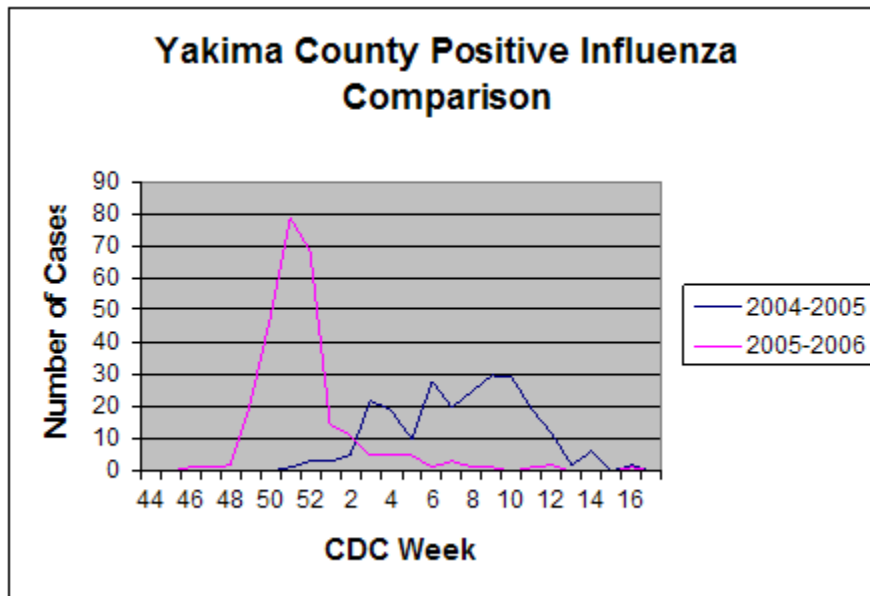
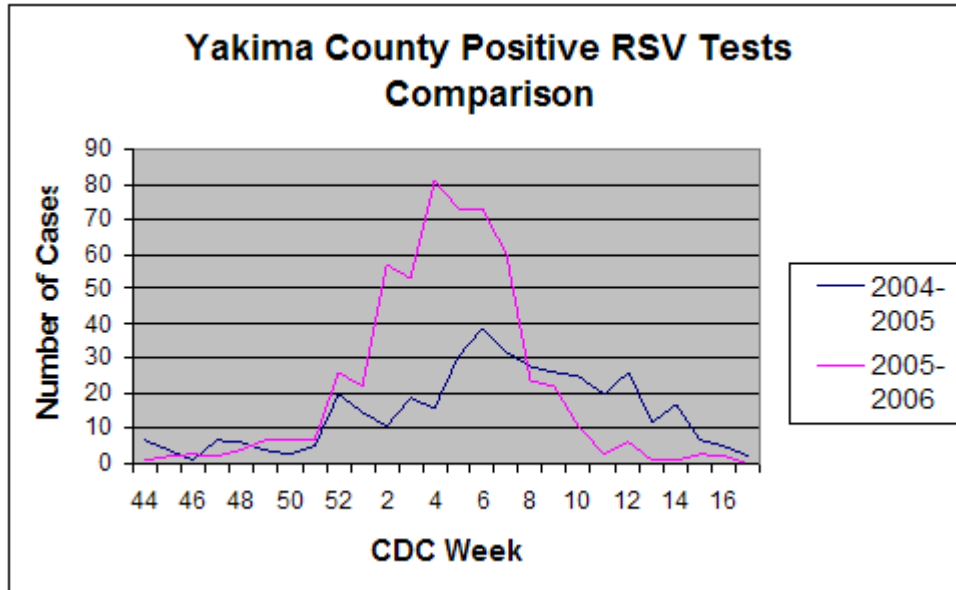


RSV/Flu Stats 2005-2006

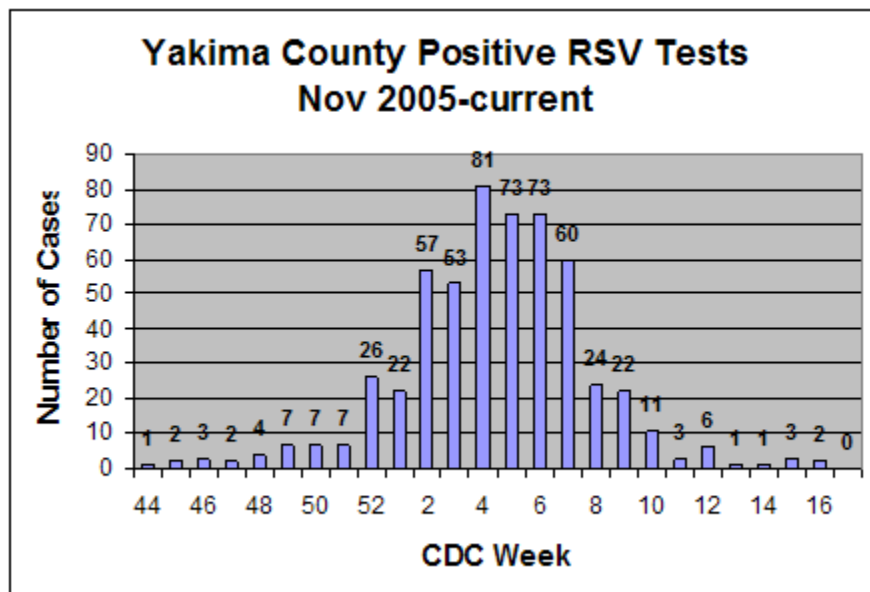
RSV & Flu Testing Tracking is complete for the 2005-2006 season. Data collection and tracking will begin again during the first week of November.

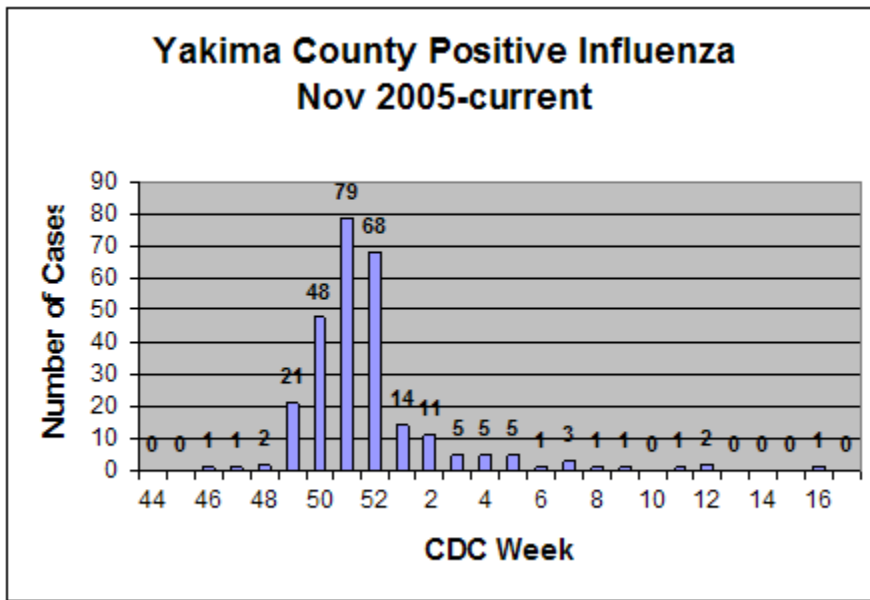
- [View the CDC 2005-2006 Flu Season Summary](#)



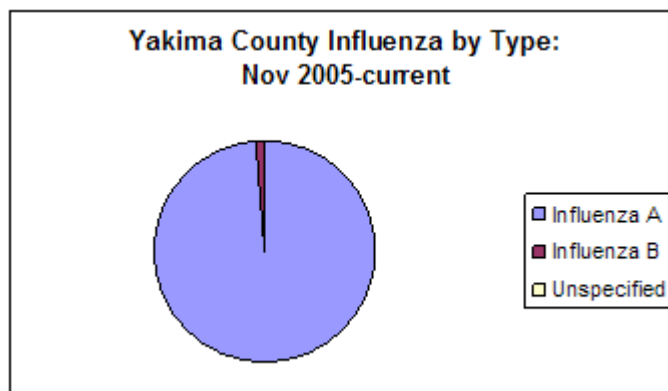
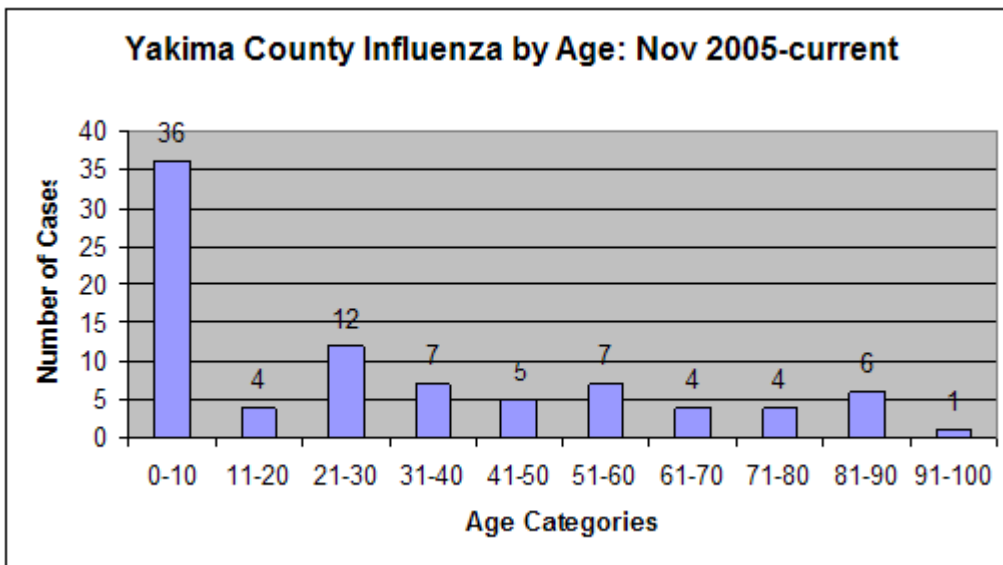
DISCLAIMER: Data below collected from Yakima Valley Memorial Hospital, Yakima Regional, Toppenish Community Hospital, and Sunnyside Community Hospital, Prosser Memorial Hospital (G'View Residents), PAML, and Interpath labs. Because we do not include private provider testing results, this is not an accurate representation of the total number of cases in our county. It provides only a general guideline.

	Week Of	Total RSV Tests	+ RSV Tests	Total Influenza Tests	+ Influenza Tests
45	Nov 7-13	25	2	8	0
46	Nov 14-20	27	3	8	1
47	Nov 21-27	18	2	6	1
48	Nov 28-Dec 4	31	4	16	2
49	Dec 5-11	27	7	47	21
50	Dec 12-18	31	7	125	48
51	Dec 19-25	41	7	212	79
52	Dec 26-Jan 1	71	26	204	68
1	Jan 2-8	45	22	107	14
2	Jan 9-15	101	57	89	11
3	Jan 16-22	114	53	102	5
4	Jan 23-29	162	81	80	5
5	Jan 30-Feb 5	158	73	64	5
6	Feb 6-12	152	73	64	1
7	Feb 13-19	134	60	53	3
8	Feb 20-26	81	24	43	1
9	Feb 27-Mar 5	69	22	27	1
10	Mar 6-12	52	11	22	0
11	Mar 13-19	33	3	21	1
12	Mar 20-26	35	6	14	2
13	Mar 27-Apr 2	41	1	19	0
14	Apr 3-9	25	1	11	0
15	Apr 10-16	28	3	15	0
16	Apr 17-23	29	2	7	1
17	Apr 24-30	8	0	7	0
	Total	1458	550 (37.7%)	1371	270 (19.7%)





DISCLAIMER: The numbers reported above by hospitals and laboratories do not match the numbers below. The numbers below represent individual positive case reports faxed by hospitals and providers. Because we do not receive notification of every individual case, the weekly summary numbers provided by laboratories do not match the weekly numbers for individual case reports. The individual case reports provide us with age and flu type information, but are not reliable for total case counts.



Yakima County Influenza by Type: Nov 2005-current

