

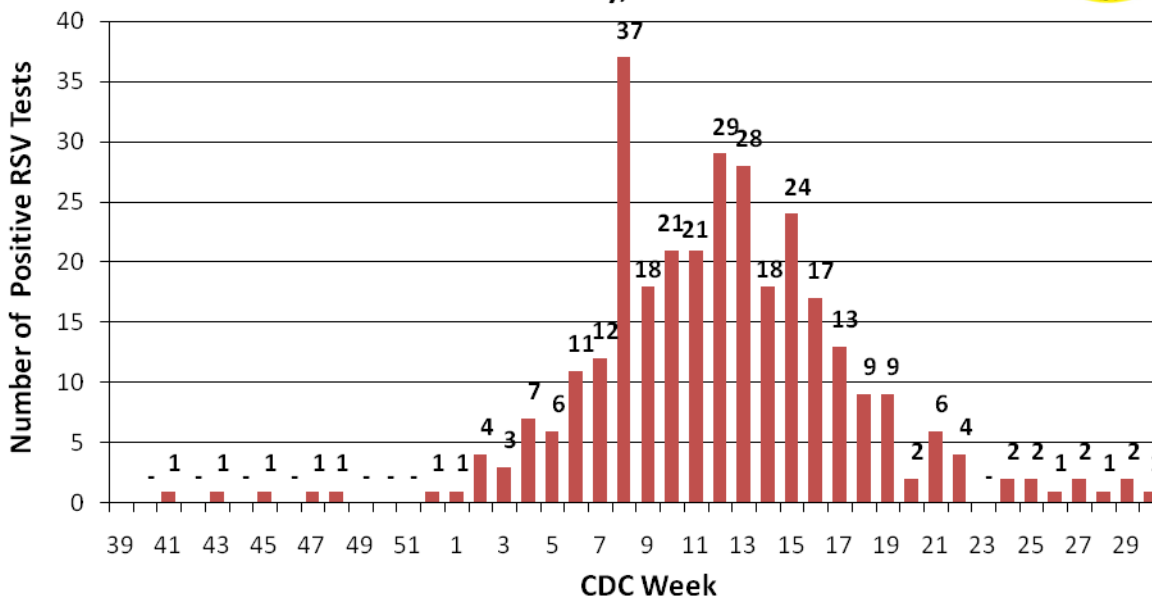
RSV/Flu Stats 2011-2012

DISCLAIMER: Data is provided mostly by Yakima Valley Memorial Hospital, Yakima Regional, Toppenish Community Hospital, and Sunnyside Community Hospital. Because we do not include private provider testing results, this may not be an accurate representation of the total number of cases in our county. It provides only a general guideline.

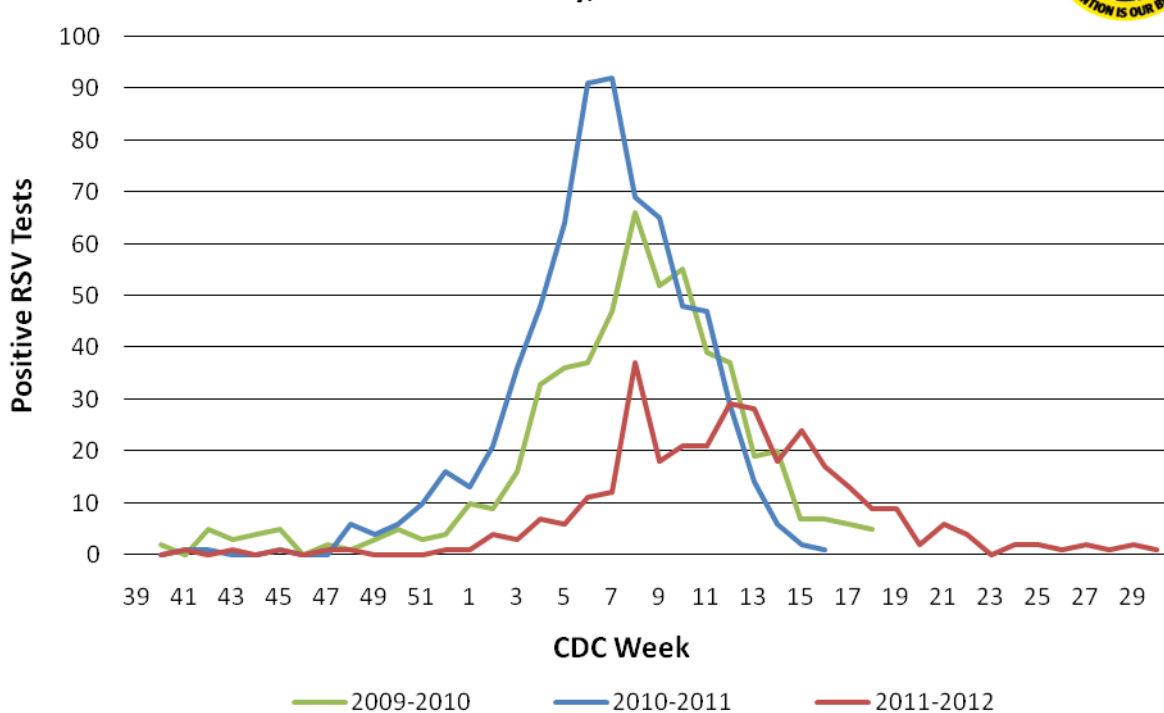
CDC Week	Start Date	End Date	RSV Tests			Rapid-Antigen Flu Tests		
			Positive	Total	% Positive	Positive	Total	% Positive
40	10/2/2011	10/8/2011	0	25	0.0%	0	39	0.0%
41	10/9/2011	10/15/2011	1	23	4.3%	0	41	0.0%
42	10/16/2011	10/22/2011	0	48	0.0%	1	62	1.6%
43	10/23/2011	10/29/2011	1	39	2.6%	0	36	0.0%
44	10/30/2011	11/5/2011	0	28	0.0%	0	50	0.0%
45	11/6/2011	11/12/2011	1	40	2.5%	0	62	0.0%
46	11/13/2011	11/19/2011	0	35	0.0%	0	47	0.0%
47	11/20/2011	11/26/2011	1	25	4.0%	2	49	4.1%
48	11/27/2011	12/3/2011	1	22	4.5%	0	49	0.0%
49	12/4/2011	12/10/2011	0	17	0.0%	0	32	0.0%
50	12/11/2011	12/17/2011	0	22	0.0%	0	53	0.0%
51	12/18/2011	12/24/2011	0	25	0.0%	1	55	1.8%
52	12/25/2011	12/31/2011	1	27	3.7%	1	54	1.9%
1	1/1/2012	1/7/2012	1	26	3.8%	4	77	5.2%
2	1/8/2012	1/14/2012	4	39	10.3%	4	77	5.2%
3	1/15/2012	1/21/2012	3	29	10.3%	1	64	1.6%
4	1/22/2012	1/28/2012	7	35	20.0%	2	63	3.2%
5	1/29/2012	2/4/2012	6	47	12.8%	0	78	0.0%
6	2/5/2012	2/11/2012	11	57	19.3%	8	103	7.8%
7	2/12/2012	2/18/2012	12	47	25.5%	6	87	6.9%
8	2/19/2012	2/25/2012	37	109	33.9%	17	140	12.1%
9	2/26/2012	3/3/2012	18	83	21.7%	16	132	12.1%
10	3/4/2012	3/10/2012	21	71	29.6%	10	100	10.0%
11	3/11/2012	3/17/2012	21	56	37.5%	13	127	10.2%
12	3/18/2012	3/24/2012	29	83	34.9%	24	175	13.7%
13	3/25/2012	3/31/2012	28	85	32.9%	26	169	15.4%
14	4/1/2012	4/7/2012	18	65	27.7%	22	152	14.5%
15	4/8/2012	4/14/2012	24	65	36.9%	25	147	17.0%
16	4/15/2012	4/21/2012	17	79	21.5%	12	178	6.7%
17	4/22/2012	4/28/2012	13	48	27.1%	12	96	12.5%
18	4/29/2012	5/5/2012	9	45	20.0%	10	97	10.3%
19	5/6/2012	5/12/2012	9	47	19.1%	13	114	11.4%
20	5/13/2012	5/19/2012	2	40	5.0%	31	140	22.1%
21	5/20/2012	5/26/2012	6	54	11.1%	26	180	14.4%
22	5/27/2012	6/2/2012	4	46	8.7%	64	199	32.2%
23	6/3/2012	6/9/2012	0	30	0.0%	41	168	24.4%
24	6/10/2012	6/16/2012	2	24	8.3%	32	165	19.4%
25	6/17/2012	6/23/2012	2	22	9.1%	30	137	21.9%
26	6/24/2012	6/30/2012	1	21	4.8%	10	80	12.5%
27	7/1/2012	7/7/2012	2	20	10.0%	7	64	10.9%
28	7/8/2012	7/14/2012	1	13	7.7%	3	59	5.1%
29	7/15/2012	7/21/2012	2	23	8.7%	2	42	4.8%
30	7/22/2012	7/28/2012	1	19	5.3%	1	48	2.1%
TOTAL	2011-2012 Season		317	1804	17.6%	477	4087	11.7%



Positive RSV Tests Yakima County, 2011-2012

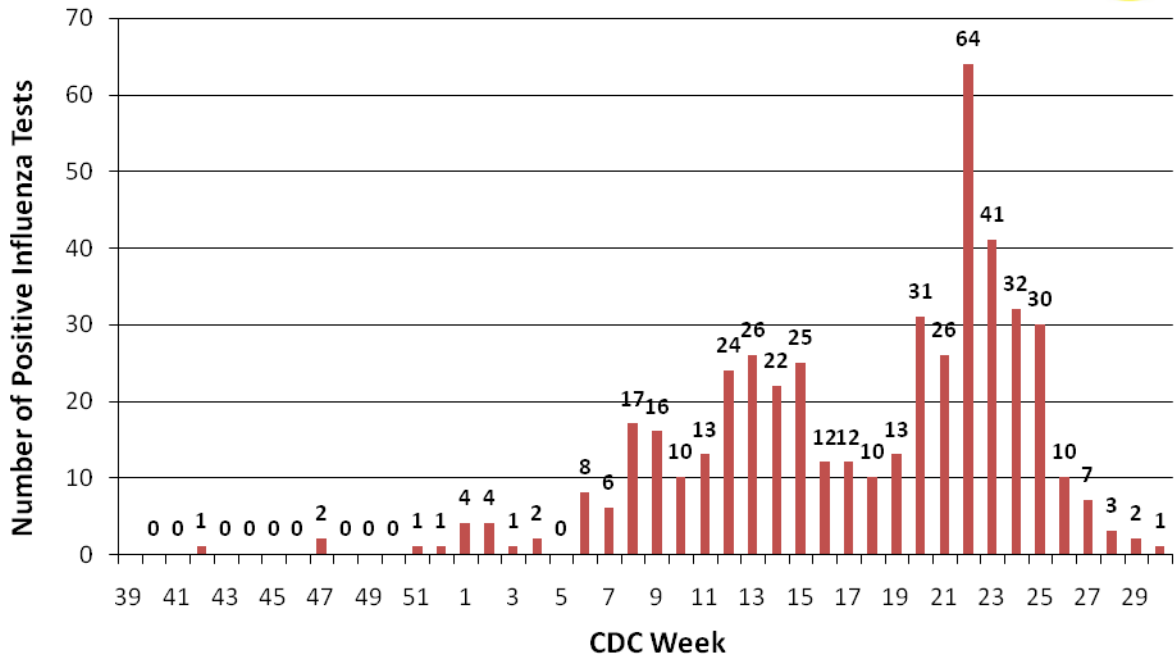


Positive RSV Tests Yakima County, 2009-2012



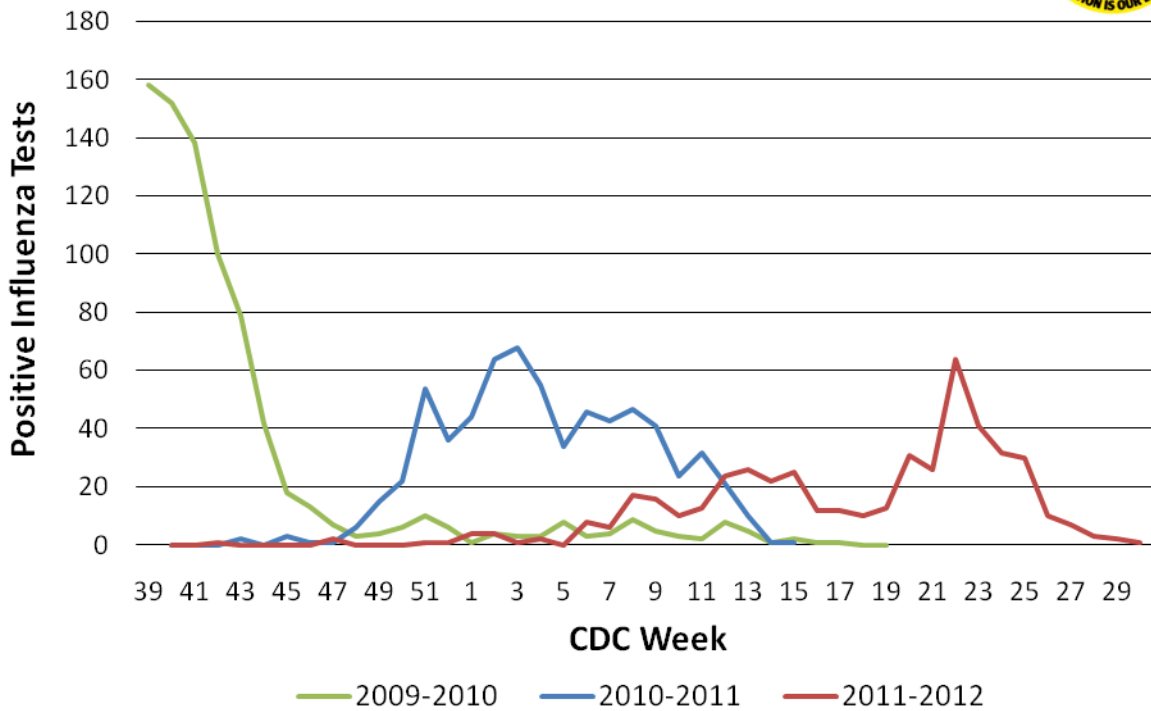
Positive Rapid-Antigen Influenza Tests

Yakima County, 2011-2012

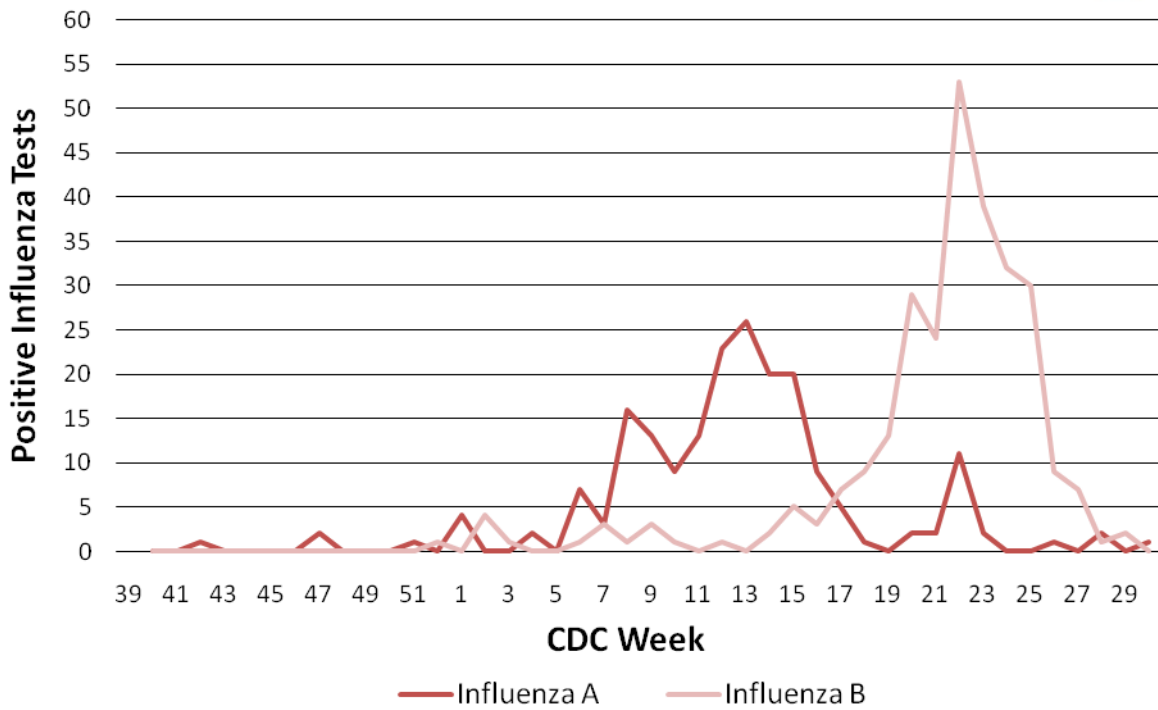


Positive Rapid-Antigen Influenza Tests

Yakima County, 2009-2012



Positive Rapid-Antigen Influenza Tests by Type Yakima County, 2011-2012



Percent Positive Rapid-Antigen Influenza Tests by Type Yakima County, 2011-2012

